

north carolina libraries

ISSN 0029-2540

TABLE OF CONTENTS

THEME ARTICLE: LOCAL HISTORY

- 68 Establishing and Maintaining a Local History
Collection: Foreword
- 70 Establishing and Maintaining a Local History
Collection
- 104 Local History/Genealogical Resources

FEATURES

- 66 From the President
- 67 Over to You
- 108 North Carolina Books
- 116 NCLA Minutes
- 119 About the Authors

RECEIVED

AUG 8 1988

LIBRARY - PERIODICALS
EAST CAROLINA UNIVERSITY

Cover: Genealogy/Local History Committee, "Establishing and Maintaining a Local History Collection", *North Carolina Libraries* 46 (Summer 1988): 70.

Advertisers: Albert J. Phiebig Inc., 81; Book Fare, 97; Ebsco, 68; H. W. Wilson, 85; SIRS, 69; UNC Press, inside front cover.

Libraries . . . Spread the News

NORTH CAROLINA LIBRARY ASSOCIATION

From the President

Recently I received a letter from an NCLA member who had some questions about how *North Carolina Libraries* operates. [The letter appears on the following page.] Answering his questions prompted me to think about how much the people who work on *North Carolina Libraries* do for NCLA, and how little public thanks we give them. So I'll take this opportunity to do a little public thanking.

The glue that holds *NCL* together is, of course, the editor. For two and a half years now the editor has been Frances Bradburn. By the time that you receive this issue of *NCL*, Frances will be in her new position at Joyner Library at East Carolina University. ECU has graciously consented to allow Frances to continue as editor of *NCL*, for which we thank ECU.

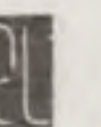
Most people can see that being editor of a publication like *NCL* can be a lot of fun, but you have to have done it to appreciate how much work it is. The editor works with the printer on all the details of each issue, from page layout, to size of type, to placing ads. The editor receives all the manuscripts submitted for publication, and decides which members of the editorial board will review them, and sends them out for review. The editor receives the reviews back and if there are differences of opinion, tries to iron those out. If a manuscript is rejected, it is the editor who has the task of composing a letter to let a fellow colleague know why his manuscript was rejected. That's the hardest part of the job.

The best part of the job is working with the editorial board. The editorial board for *North Carolina Libraries* is made up of representatives from all the sections and round tables, plus two associate editors, a book review editor, and an advertising manager appointed by the editor. This is very much a working board. They meet twice for each issue—once to proof manuscripts, again to proof galley (what the printer sends back after he has typeset everything). *NCL* editorial board meetings are stimulating for reasons that people not interested in words and the use of language

might find at best amusing. Editorial board members can take very seriously how words are spelled, or capitalized, or hyphenated, or punctuated, and they can argue their sides of ensuing controversies eloquently and at length. Some of the most scintillating discussions of library issues that I have heard have taken place at editorial board meetings when the board was trying to decide whether or not to publish a particular article. The members of the editorial board are committed to their time-consuming, non-paying positions with *NCL*. Because of their commitment, NCLA continues to have one of the best state library association journals in the country. Their names are listed on the inside back cover of your *NCL*. Thank them when you see them.

The biggest organizational news for NCLA is that we have a new round table: the Round Table on Special Collections. Maury York, chair of the NCLA Archives Committee and guest editor of this issue of *NCL*, is also the driving force behind the establishment of this round table, which was approved by the NCLA Executive Board at its spring meeting at North Carolina Central University. When Maury has time off from his NCLA obligations, he works at the Edgecombe County Memorial Library in Tarboro. You can contact him there for more information about the round table.

Patsy J. Hansel, President



Over to You

Letters to the Editor

NORTH CAROLINA LIBRARIES invites your comments. Please address and sign with your name and position all correspondence to: Frances B. Bradburn, Editor, NORTH CAROLINA LIBRARIES, 2431 Crabtree Boulevard, Raleigh, N.C. 27604. We reserve the right to edit all letters for length and clarity. Whenever time permits, persons most closely related to the issue under discussion will be given an opportunity to respond to points made in the letter. Deadline dates will be the copy deadlines for the journal: February 10, May 10, August 10, and November 10.

Dear Frances:

Thank you for an outstanding School Library Issue of *North Carolina Libraries*. The NCASL Board had glowing remarks for the issue as well. We appreciate the effort you, Kittye Cagle, and the entire editorial board made to produce this issue.

Sincerely,

Carol Southerland, President
North Carolina Association of
School Librarians

Dear Editor Bradburn:

I noticed on the inside back cover of the Spring, 1988 issue that the cost of a single copy of an issue of *North Carolina Libraries* is \$10. Since the average number of pages in an issue is approximately 60, this is a rather steep price to pay for one copy.

Perhaps you or President Hansel could devote part of a page in a future issue to an explanation of the rationale for this cost. Other questions relating to our state library journal which might be addressed are:

1. What are its sources of revenue?
2. Why do so few advertisements appear in each issue?
3. Who makes the final decision on acceptance or rejection of a manuscript submitted for publication?
4. What are the responsibilities of the two associate editors?

I believe many NCLA members would be interested in your response to these questions and hope you will deal with them in a forthcoming issue.

Sincerely yours,

Al Stewart, Reference Librarian
North Carolina A & T State University

May 6, 1988

Al Stewart Reference Librarian
North Carolina A & T
Greensboro, NC 27411

Dear Mr. Stewart:

Frances forwarded your letter with questions about *North Carolina Libraries* to me, and I will try to answer them.

I would certainly say that \$10.00 is a fair price for a single issue of *NCL*, given the prices of similar library publications. As I am sure you are aware, the price is not solely based on printing costs and all the volunteer work that goes into each issue, but also on the logistics of keeping back issues available for sale, keeping track of orders, and packaging and mailing them. This is just one more task of our volunteer, unpaid editor. That we can offer the service at all is amazing to me.

The costs of *NCL* are primarily met through the general operating budget of NCLA, although there is some income from subscriptions and advertising. Member of NCLA, of course, receive the journal as part of their membership. The amount of advertising in *NCL* varies greatly with the ability of the advertising manager, another volunteer position, to drum it up. Frances has just appointed a new advertising manager. Perhaps he will be more successful in generating advertising for the journal.

continued on page 118

Establishing and Maintaining a Local History Collection

Foreword

The information in this issue seeks to guide public librarians in the development of local history collections as integral parts of their libraries. The issue was compiled during the 1986-1988 biennium by members of the Public Library Section's Genealogy/Local History Committee of the North Carolina Library Association. The committee was assisted by Alice R. Cotten of the North Carolina Collection, University of North Carolina at Chapel Hill, and Cathy J. Morris, then president of the Society of North Carolina Archivists.

Although local collections in public libraries normally contain both historical and genealogical materials, they will be discussed here as local history collections. A good local history collection should include print and non-print materials pertaining to the people and history of the geographical area for which the library is responsible. These should be supplemented with a basic collection of historical and genealogical works that

will aid patrons in placing the history of their communities or families in the context of North Carolina's past.

In leading the reader toward the goal of building a local history collection and making its resources available to the public, this guide begins with a discussion of collection development and continues with components on technical services, the library environment, staffing, programming, and marketing. The appendix contains bibliographies and addresses of used and rare book dealers, genealogical publishers, professional organizations, and vendors of archival-quality supplies.

*NCLA Public Library Section,
Genealogy/Local History Committee, 1986-1988*
Maurice C. York, Chairman
Robert G. Anthony Jr., Vice Chairman
Lee Albright
Anne Berkley
Jerry R. Carroll
Rex Klett

**We've
got
you
covered.**

EBSCO has all your serials needs covered—from efficiently processing your order for an obscure publication to keeping your active claims up-to-date to providing you with customized reports for improved serials management to timely response on all your questions and problems. Because we are as committed to keeping your customer service needs met as we are to increasing our huge database of serials titles, we operate 23 regional processing and service centers throughout the world. At EBSCO, in addition to a qualified salesperson, your account will be serviced by a knowledgeable customer service

representative and an entire regional office staff dedicated to providing you with sound customer service. And, because we want to better understand and serve your needs, many of our regional customer service personnel have actual library training and experience.

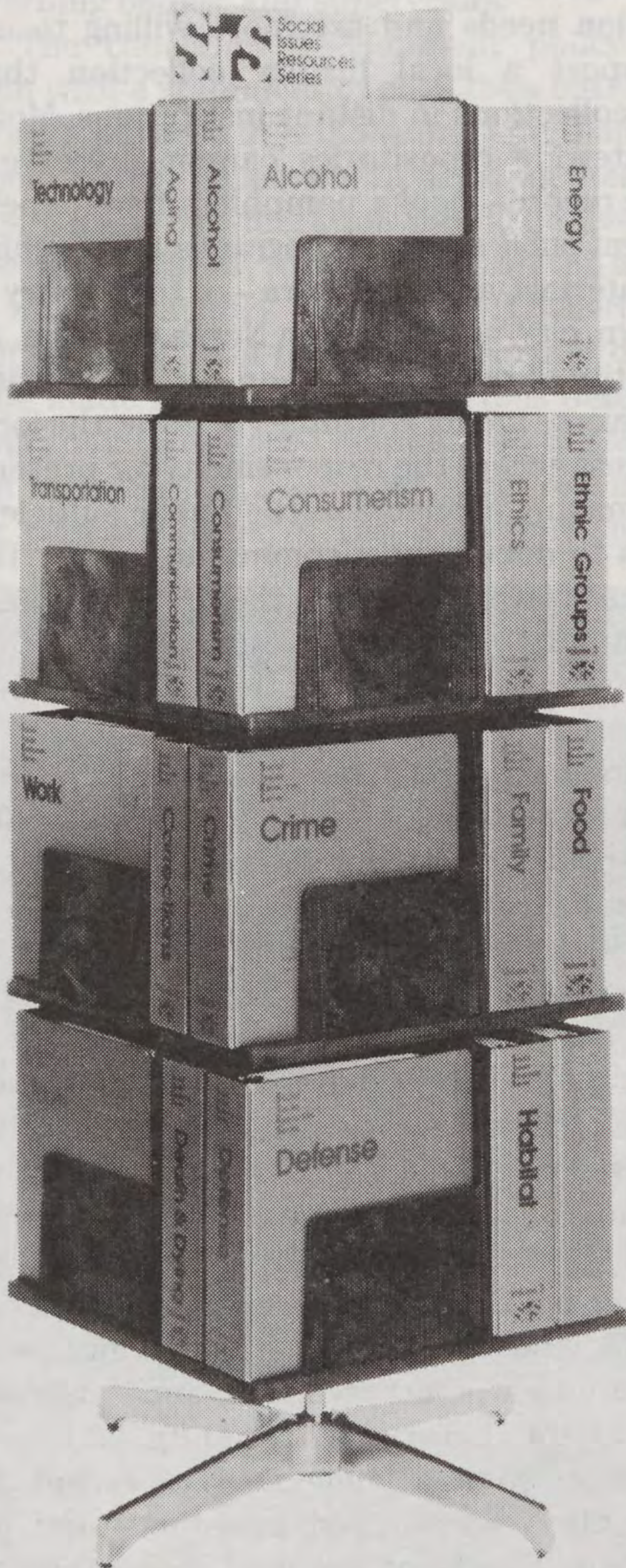
Isn't that what you expect from a professional subscription agency?

EBSCO
SUBSCRIPTION SERVICES

8000 Forbes Place, Suite 204
Springfield, VA 22151
703-321-9630 (Tel)
800-368-3290 (Outside VA)
703-321-9159 (Fax)

SIRS structures the information explosion

Thousands of landmark articles on social issues are reprinted, indexed and cross-referenced in SIRS volumes.




LEADLY LEAD



Lead's menace may be forgotten, but it hasn't disappeared.

Fertility in Transition

world of fewer and fewer children
mes L. Newman



Are you a slave to your habits?

The Blotch on the Rhine

An accidental spill of toxic chemicals poisons one of Europe's most industrialized regions



Vital Facts on Organ Transplants

Transplant medicine has come a long way since the first kidney transplant in 1954. Today, more than 100,000 organ transplants are performed each year. The number of transplant recipients has increased from 10,000 in 1970 to 100,000 in 1985. The number of transplant recipients has increased from 10,000 in 1970 to 100,000 in 1985.

WHAT MADE THIS MAN? Mengele

By Robert Jay Lifton

GENETIC HOSTAGES

Tracking bad genes poses moral dilemmas
By Martin Shusterman
New York Times



RADIATION WORKERS

The Dark Side of Romancing the Atom

INCOME

WHO GETS WHAT FROM WHERE
By Paul Roven

MARIJUANA GROWING UP

hat the children of the '60s are learning about marijuana

ETHICS

Who's really testing-and-laboratory?

WHY BO?

Profile



DEA

The money arms

FOR CATALOG CALL:



Social Issues Resources Series, Inc.
P.O. Box 2348, Boca Raton, FL 33427
Telephone: 407-994-0079
Toll Free 1-800-327-0513 (Except AK & FL)

Establishing and Maintaining a Local History Collection

"Neglecting the history of your native grounds is perilous. If you don't have a precise and accurate understanding of your immediate environment ... your opinions on how we should govern ourselves on a national or world level are suspect."

Byron Dobell, editor
American Heritage

The study of local history helps citizens—public officials, students, historians, genealogists, and preservationists—acquire a sense of place and understand how a community's past meshes with broader historical trends. The knowledge gained enables them to participate as informed members of society and to evaluate current challenges in the context of the community's long-term development.

These patrons can use the local history collection in a variety of ways. Public officials need resources that will clarify earlier governmental decisions and policies. Teachers seeking to illustrate and complement textbook lessons will find that local history materials excite students and enliven classroom discussions. Historians hoping to understand the everyday life of a community will require an extensive local history collection if their work is to be effective. Genealogists can use the local history collection to determine a family's history and role in a community. Preservationists will depend on a collection's maps, documentary photographs, and publications to verify the earlier existence and appearance of historic structures.

Furthermore, local history collections can reflect and encourage community pride. Citizens can turn to such collections for evidence of past accomplishments by community groups and outstanding citizens. Materials documenting the successes of the local high school sports program, for example, can augment feelings of community unity. Civic groups and leading citizens will rely on collections for information about their pasts.

Public libraries play an important role in pre-

serving local history materials. They are the institutions best suited to making knowledge of the community available to the general public. Most people depend on the public library for their information needs and are more willing to use and support a local history collection than broader collections in distant institutions. Moreover, statewide repositories cannot preserve a complete record—books, pamphlets, newspapers, government publications, photographs, maps, audiovisual materials, and ephemera—of the history of every town, city, and county in North Carolina. As the quantity of publications and historical materials in diverse media continues to grow, the local library must accept the responsibility for preserving and making available to the public sufficient resources to document a community's past. The library that leaves to chance the preservation of its community's historical resources by other institutions risks discovering in the future that such materials no longer exist.

Yet no library can act alone in acquiring and caring for all materials relating to a locality's history. Financial and staffing differences, variation in needs and desires of patrons, and different service priorities all influence the nature of local history collections and insure that no two are exactly alike. Some collections will wisely admit that caring for certain materials and operating certain programs are beyond their capabilities, and they will direct donations to institutions better able to collect and preserve specific items. Online bibliographic data bases, interlibrary loan services, and published guides to institutional holdings facilitate the exchange of information. A basic awareness of other institutions' holdings relating to the library's community is nearly always better than a willingness to accept all materials offered with good intentions—but no reasonable prospect—of "one day" processing and preservation of them. After consideration of patron needs, financial limitations, alternative sources of information, and its own relationship to other institutions, a library should be able to determine the type of local history collection it can maintain.

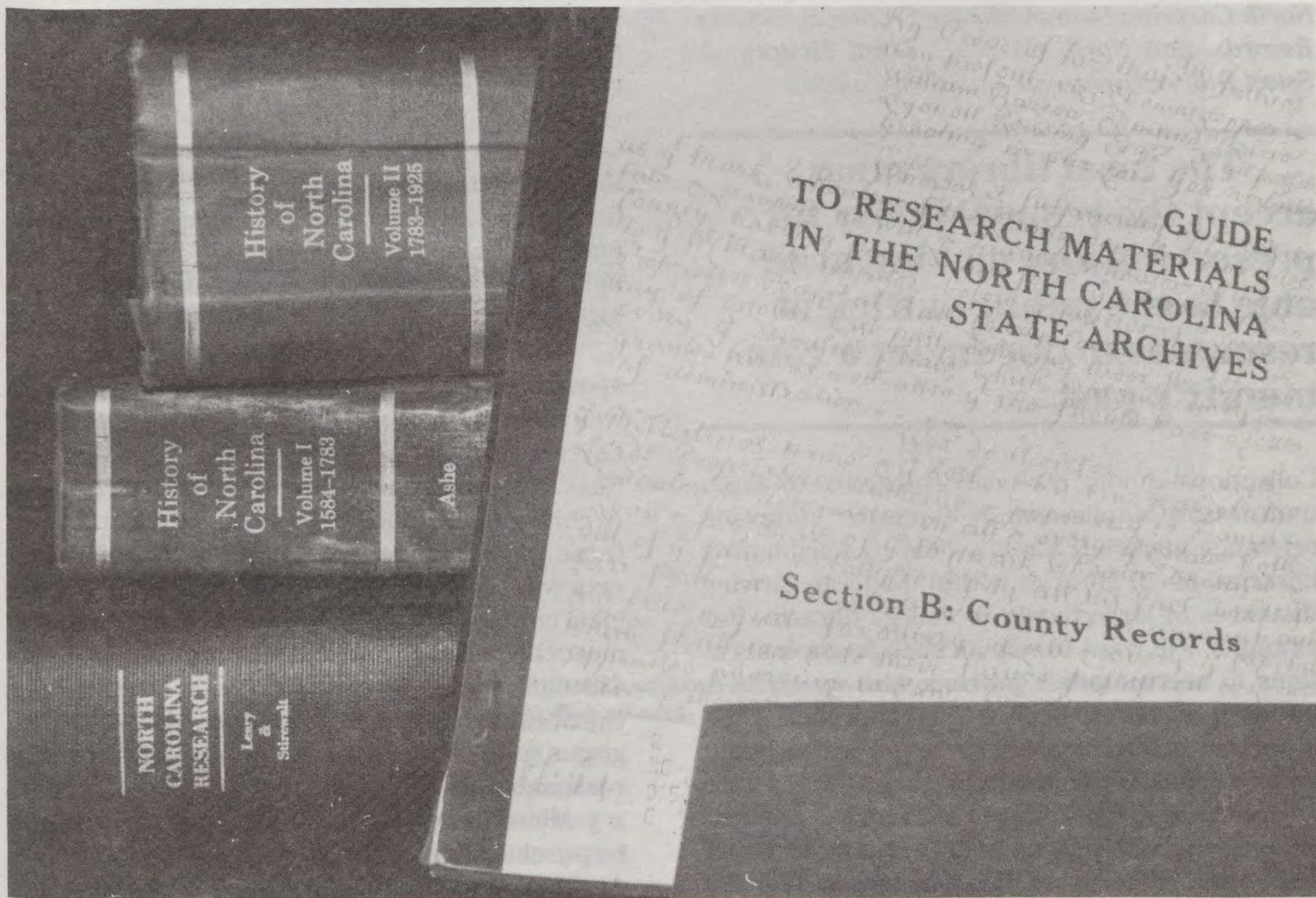
COLLECTION DEVELOPMENT

Planning is central to the organization and operation of an effective local history collection. While many libraries have such collections, too few have written development policies. The lack of such documents nearly always results in unclear goals and inconsistent acquisitions. A written policy forces the librarian to determine and state the basic collection objectives. A well-conceived, written policy frequently proves useful in explaining acquisitions to patrons, library governing bodies, and supervisors.

The collection development policy should begin with a statement of objectives outlining the library's purpose in establishing and maintaining a local history collection. In deciding these objectives, careful consideration should be given to the type of population to be served and the availability of local history resources elsewhere in the community. One of the most important decisions to be made by the policy drafters is defining the geographic area to be emphasized in the collection. Whether city, county, or larger regional area, the primary focus of the collection should be

clearly explained in the policy. The needs of the probable users will largely determine this focus. A county library, for example, will likely want to emphasize that county's history in a collection appropriate for patrons of varied ages and interests. A wide range of patrons, libraries, and community institutions can be expected to turn to the collection as the most comprehensive source of information on the county. Regional libraries or those in large urban centers may need to collect materials on several counties or a larger geographic area.

The collection development policy should state the subject focus of the collection and the formats to be collected or accepted—always in light of the objectives of the collection, who its users are, what materials are available in nearby libraries or through cooperative borrowing services, and the ability of the library to care for certain types of materials. A good policy will state guidelines that assure consistent, manageable acquisitions, but will always leave some flexibility for special situations that will invariably occur. Such a policy will provide for removal of unneeded or duplicate items and will outline the steps to be followed in



Although the local history librarian should avoid the temptation to develop a collection of broad scope, basic North Carolina historical and genealogical reference works will prove essential to researchers. *Photograph by R. E. Klett, Wadesboro.*

giving materials to other libraries or selling them. The policy should be specific in discussing how gift materials are treated, whether they get priority processing over purchased materials, who acknowledges their receipt, and how a permanent record of their receipt is maintained.

When accepting gifts, as well as in purchasing materials, the librarian should always remember the goal of building a useful collection of materials about the local town, county, or region. Larger libraries with statewide emphases are unable to collect extensive material about each locality, and the local history collection must fill this need.²

All local history collections will want to have available for their patrons basic material on North Carolina, such as William S. Powell's *North Carolina Gazetteer*, Hugh T. Lefler and Albert R. Newsome's *North Carolina: The History of a Southern State*, and the current issue of the *North Carolina Manual*. They will also want to acquire appropriate sources to answer questions from fourth and eighth grade social studies students who are required to study North Carolina history. Basic statewide genealogical reference books, such as *North Carolina Research: Genealogy and Local History, Guide to Research Materials in the North Carolina State Archives: Section B, County Records*, and *North Carolina Local History: A Select Bibliography*, will also prove useful.

. . . The local library must accept the responsibility for preserving and making available to the public sufficient resources to document a community's past.

Collections should take care, however, to avoid unnecessary duplication of expensive statewide reference materials already held by neighboring libraries. Small libraries within moderate driving distances of large public or college libraries, for example, will want to rely on such larger institutions to accommodate patrons with specialized, in-depth research needs. This approach frees libraries to concentrate their resources on building better *local* collections.

Sometimes a patron will argue that a particular book is vital to his or her research and that travel to a neighboring library is impossible. The local history librarian may be pressured to acquire the item even though its relevance to local history is marginal and its potential use by other

patrons doubtful. Such pressure should be resisted. A well-written collection development policy can be useful in resisting such pressure, since it shows why a particular purchase is unsuitable. Frequently, the librarian may defuse these situations by relying on the growing number of interlibrary loan and document transmission services available in North Carolina. Other libraries may be willing to loan the item needed or to provide photocopies of the desired references.

(Public libraries) are the institutions best suited to making knowledge of the community available to the general public.

Such cooperative services are particularly valuable in meeting the needs of genealogical researchers. Although local history collections nearly always contain a great deal of information of interest to genealogists—indeed, genealogists typically are among the most frequent and supportive users of the local history collection—no single collection can possibly meet all their needs.

As mentioned earlier, collections will want to acquire certain basic statewide reference materials, but developing broad genealogical collections should be left to large, well-staffed and well-funded libraries. The Genealogical Services Branch of the North Carolina State Library in Raleigh, with its extensive genealogical holdings and well-trained staff, should be relied on as the library for more comprehensive statewide genealogical research and reference.

The local history collection may want to acquire microfilm copies of federal censuses, as well as local legal records such as wills, deeds, and court records, for its service area. Census microfilms can be purchased from the National Archives, but building extensive collections of these materials can be expensive. The librarian may want to purchase census microfilms for the local county only and rely on interlibrary loans to meet the needs of patrons for other areas. North Carolina census records may be borrowed from the State Library, and several private rental programs supply film for a large number of states at a reasonable cost.³

Microfilm of many county legal records can be purchased from the North Carolina Division of Archives and History; and the Core Collection microfilm series (primarily pre-1868 selected county records) is also available on interlibrary loan from the State Library. By relying on these

SCHEDULE 2.—Slave Inhabitants in *The Western Division* in the County of *Wake* State of *Carolina*, enumerated by me, on the *6th* day of *July*, 1860. *H. Scarborough* Ass't Marshal.

1	2	DESCRIPTION.			6	7	8	9	10	11	12	DESCRIPTION.			16	17	18	19
		3	4	5								13	14	15				
NAMES OF SLAVE OWNERS	Number of Slaves	Age	Sex	Color	Fugitives from the State	Number manumitted	Deaf & dumb, blind, insane, or idiotic.	No. of Slave Inhabitants	NAMES OF SLAVE OWNERS	Number of Slaves	Age	Sex	Color	Fugitives from the State	Number manumitted	Deaf & dumb, blind, insane, or idiotic.	No. of Slave Inhabitants	
	1	7	F	N				6		1	6	M	B				1	
<i>Geo A Peebles</i>	1	41	M	B						1	5	M	B				2	
	1	39	M	B						1	2	M	B				3	
	1	58	F	B						1	2	F	B				4	
	1	20	F	B					<i>Pemberton Mitchell</i>	1	40	M	B				5	
	1	12	M	B						1	18	F	B				6	
	1	5	M	B						1	6	F	B				7	
	1	5	F	B					<i>Geo S Mitchell</i>	1	50	F	B				8	
	1	2	M	B						1	20	M	B				9	
	1	12	M	B				2		1	16	F	B				10	
<i>W Upchurch</i>	1	82	M	B					<i>Benjamin Perry</i>	1	13	F	B				11	
	1	85	F	B						1	15	F	B				12	
	1	55	F	B					<i>J R Dumas</i>	1	45	M	B				13	
	1	50	M	B						1	52	M	B				14	
	1	28	F	B						1	39	M	B				15	
	1	20	M	B						1	55	F	B				16	
	1	17	F	N						1	24	M	B				17	
	1	15	F	B						1	22	F	B				18	
	1	12	F	B						1	22	M	B				19	
	1	14	F	B						1	19	F	B				20	
	1	12	M	B						1	14	F	B				21	
	1	10	M	B						1	15	F	B				22	
	1	7	F	N						1	15	M	B				23	
	1	5	F	B						1	11	M	B				24	
	1	6	M	B						1	9	M	B				25	
	1	5	F	B						1	8	M	B				26	
	1	5	F	B						1	5	F	B				27	
	1	2	F	B						1	2	M	B				28	
	1	2	F	B						1	2	F	B				29	
	1	2	M	B						1	12	F	B				30	
	1	2	F	B					<i>M D Jones</i>	1	60	F	B				31	
	1	50	F	B						1	45	F	B				32	
<i>Geo A Conley</i>	1	12	F	B						1	45	M	B				33	
	1	10	F	B						1	27	M	B				34	
	1	8	M	B						1	25	M	B				35	
	1	7	M	B				1		1	50	F	B				36	
<i>Hardy Boston</i>	1	58	F	B						1	25	F	B				37	
	1	15	M	B						1	24	F	B				38	
	1	4	M	B						1	20	F	B				39	
	1	12	M	B						1	22	M	B				40	
	1	11	F	B														

In 1850 and 1860, census takers recorded facts about slaves belonging to each slaveholder. Photograph of a page from a manuscript copy of the 1860 slave schedule of Wake County from the State Archives, Raleigh.

and other cooperative services, the librarian can concentrate efforts and resources on building a strong local collection, while also assisting patrons wanting access to non-local materials. This practice of using cooperative services to supplement the collection's holdings should be included in the written development policy,

where it will prove helpful in explaining why certain purchases cannot be justified.

In building a local collection, the librarian must determine what materials should be preserved and then decide if the library has the resources to allow their preservation. If not, these materials should be referred to other libraries

SCHEDULE 1.—Free Inhabitants in *The city of Raleigh* in the County of *Wake* State of *NC* enumerated by me, on the *25th* day of *June* 1860. *M. D. Scarborough*, Asst Marshal. Post Office *Raleigh*.

1	2	3	4			7	8		10	11	12	13	14
			5	6	8		9						
		<i>Margaret Taylor</i>	<i>11</i>	<i>F</i>							<i>/</i>		
<i>608</i>	<i>604</i>	<i>Eliza Taylor</i>	<i>40</i>	<i>F</i>		<i>Seamstress</i>		<i>50</i>	<i>NC</i>		<i>/</i>		
		<i>Caroline</i>	<i>12</i>	<i>F</i>							<i>/</i>		
		<i>Ally</i>	<i>9</i>	<i>F</i>							<i>/</i>		
		<i>Eliza</i>	<i>6</i>	<i>F</i>							<i>/</i>		
<i>609</i>	<i>605</i>	<i>Clomantha Saunders</i>	<i>34</i>	<i>F</i>		<i>Seamstress</i>	<i>500</i>	<i>100</i>	<i>NC</i>		<i>/</i>		
		<i>Cornelia Saunders</i>	<i>36</i>	<i>F</i>							<i>/</i>		
<i>610</i>	<i>606</i>	<i>Delany Honeycut</i>	<i>37</i>	<i>F</i>		<i>Laborer</i>	<i>500</i>	<i>80</i>	<i>NC</i>		<i>/</i>		<i>Blind</i>
		<i>Martha</i>	<i>25</i>	<i>F</i>							<i>/</i>		
		<i>Ann W</i>	<i>24</i>	<i>F</i>							<i>/</i>		
		<i>Julius</i>	<i>23</i>	<i>M</i>		<i>Brick Mason</i>					<i>/</i>		
<i>611</i>	<i>607</i>	<i>Joseph Honeycut</i>	<i>19</i>	<i>M</i>							<i>/</i>		
		<i>Pietro</i>	<i>14</i>	<i>F</i>							<i>/</i>		
		<i>John</i>	<i>18</i>	<i>F</i>							<i>/</i>		
		<i>George</i>	<i>1</i>	<i>M</i>							<i>/</i>		
		<i>Francis</i>	<i>10</i>	<i>F</i>							<i>/</i>		
<i>612</i>	<i>608</i>	<i>R R Justice</i>	<i>49</i>	<i>M</i>		<i>Carpenter</i>	<i>500</i>	<i>125</i>	<i>NC</i>		<i>/</i>		
		<i>Martha</i>	<i>49</i>	<i>F</i>							<i>/</i>		
		<i>Benjamin</i>	<i>18</i>	<i>M</i>							<i>/</i>		
		<i>Richard</i>	<i>75</i>	<i>M</i>					<i>NC</i>		<i>/</i>		
		<i>Sarah</i>	<i>75</i>	<i>F</i>							<i>/</i>		
	<i>609</i>	<i>M Justice</i>	<i>19</i>	<i>M</i>		<i>Laborer</i>			<i>NC</i>		<i>/</i>		
		<i>Frank</i>	<i>9</i>	<i>M</i>							<i>/</i>		
		<i>James</i>	<i>5</i>	<i>M</i>					<i>NC</i>		<i>/</i>		
<i>613</i>	<i>610</i>	<i>Candice Turner</i>	<i>36</i>	<i>F</i>		<i>Seamstress</i>	<i>150</i>	<i>75</i>	<i>NC</i>		<i>/</i>		
		<i>Rufus</i>	<i>4</i>	<i>M</i>							<i>/</i>		
<i>614</i>	<i>611</i>	<i>James Duntson</i>	<i>25</i>	<i>M</i>		<i>Laborer</i>					<i>/</i>		
		<i>Rizziah</i>	<i>40</i>	<i>F</i>							<i>/</i>		
<i>615</i>	<i>612</i>	<i>Charles Suggs</i>	<i>40</i>	<i>M</i>		<i>Shoemaker</i>		<i>40</i>	<i>NC</i>		<i>/</i>		
		<i>Gillah</i>	<i>35</i>	<i>F</i>							<i>/</i>		
		<i>John</i>	<i>13</i>	<i>M</i>							<i>/</i>		
		<i>Belle</i>	<i>11</i>	<i>F</i>							<i>/</i>		
		<i>Mary</i>	<i>9</i>	<i>F</i>							<i>/</i>		
		<i>Charles</i>	<i>7</i>	<i>M</i>							<i>/</i>		
		<i>Briton</i>	<i>5</i>	<i>M</i>							<i>/</i>		
		<i>Moses</i>	<i>1</i>	<i>M</i>							<i>/</i>		
<i>616</i>	<i>613</i>	<i>Barry Crawley</i>	<i>52</i>	<i>M</i>		<i>Black</i>		<i>40</i>	<i>NC</i>		<i>/</i>		
		<i>Elisabeth</i>	<i>16</i>	<i>F</i>							<i>/</i>		
<i>617</i>	<i>614</i>	<i>Thos Johnson</i>	<i>47</i>	<i>M</i>		<i>Printer</i>	<i>400</i>	<i>75</i>	<i>NC</i>		<i>/</i>		
		<i>Rebecca</i>	<i>35</i>	<i>F</i>							<i>/</i>		

Census records provide valuable information about individuals, families, and communities. Photograph of a page from manuscript copy of the 1860 population schedule of Wake County from the State Archives, Raleigh.

and repositories. Microforms, photographs, and manuscripts all have special maintenance and preservation requirements, and the local history librarian should carefully consider potential costs of housing such materials before acquiring them. A small library unable to care properly for a photograph collection, for example, can refer poten-

tial donors to institutions that maintain such collections. The North Carolina Division of Archives and History, several college and university libraries, and some public libraries have photograph collections. Inquiries can be made to these institutions to see if they might be interested in the offered materials. Sometimes the local history

collection may want to keep positive print copies of photographs for reference purposes, while arranging for the negatives to be held by another institution with reproduction capabilities. Such a policy, and policies on other special format materials, should be described in detail in the collection development plan.

Books and pamphlets relating to a locality comprise one of the most basic areas of collecting responsibility. Most collections choose to be comprehensive rather than selective in acquiring local items; quality or merit of such items is usually secondary in importance to subject matter. Many libraries collect publications by local authors regardless of subject. Writers are often willing to donate copies of their works to the local library and are flattered to be asked for them, especially when told that they will be preserved permanently in the local history collection. Small press publications, limited commemorative editions, privately published items, and journal and magazine articles are often overlooked but can prove valuable additions to the collection. Such items are often produced in small quantities and soon become unavailable; the librarian must act quickly to acquire them. Supplementary materials, such as book reviews, dust jackets, and newspaper articles about local authors strengthen the collection's literary holdings.

The collection will be more wisely selected, better organized, and more valuable to users if its development is focused and controlled rather than haphazard.

Newspapers, both in their acquisition and in their preservation, are frequently an area of neglect in many local history collections. Though major dailies are often available commercially on microfilm, there is no coordinated effort to assure the preservation of most of today's local newspapers. Such duties often fall to the library. The North Carolina Division of Archives and History in Raleigh has an excellent program for identifying, microfilming, and selling at modest cost state newspapers published from the eighteenth century into the early decades of the twentieth. This program, however, includes little after 1950 and excludes those papers for which microfilm is available commercially or from other institutions. Libraries must assume the responsibility for preservation of local newspapers not available

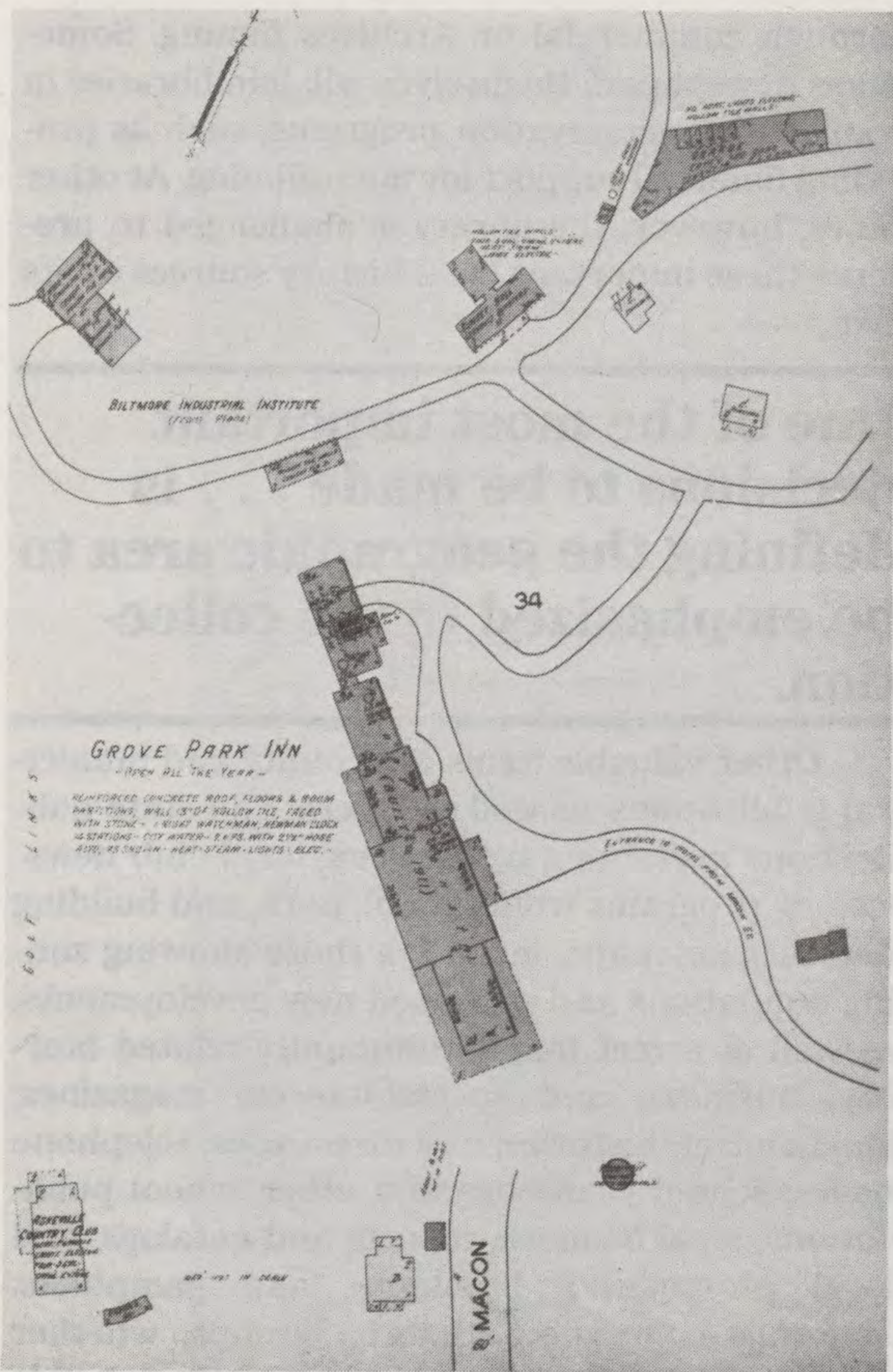
through commercial or Archives filming. Sometimes newspapers themselves will join libraries in cooperative preservation programs, such as providing financial support for microfilming. At other times, however, the library is challenged to preserve these important local history sources on its own.

One of the most important decisions to be made . . . is defining the geographic area to be emphasized in the collection.

Other valuable items are county and municipal publications, as well as federal and state publications pertaining to the area; local club newsletters; programs from school, park, and building dedications; maps, including those showing zoning regulations and proposed new developments, as well as street maps; community-related literary, business, and special-interest magazines; local church histories; city directories; telephone books; school yearbooks and other school publications; local business reports and catalogs; and local promotional brochures and pamphlets. Materials concerning minority groups, whether racial or religious, can be particularly valuable and can include publications from the area branch of the National Association for the Advancement of Colored People to tracts from a local television evangelist or religious cult. Research materials on controversial groups, such as the Ku Klux Klan, should also be collected, although use of these resources may need to be supervised closely to prevent mutilation or theft. When building a local history collection, one should be aware of the research needs of current patrons while at the same time collecting materials on the community that will be of interest to researchers in the future. Such materials may appear to be useless ephemera to most people and will probably not be preserved unless the local history collection does so.

Maps should be collected comprehensively. In addition to acquiring original maps, the library may want to obtain photocopies of rare or valuable maps of the area held by other repositories.

Most collections choose to be comprehensive rather than selective in acquiring local items.



Sanborn Map Company maps provide accurate, detailed information pertaining to buildings, roads, railroads, and other features of towns and cities. Published at regular intervals during the late nineteenth and early twentieth centuries, they can be used to trace a community's evolution. *Photograph of 1917 Sanborn map of Asheville (p. 18) from the North Carolina Collection, University of North Carolina Library at Chapel Hill.*

An especially interesting series of maps for many cities and towns was that produced by the Sanborn Map Company. From the 1860s until the 1950s, this New York firm printed large colored maps that show block by block diagrams of buildings, bridges, cemeteries, railroads, and other features. The maps, used for setting insurance rates, were revised approximately every decade and thus can be examined for evidence of change in communities during this ninety-year period. They can be used to estimate the approximate date of a building's construction, determine earlier uses of a building, locate sites of former structures, and chart population changes. Some libraries already have original Sanborn maps in their collections, and maps for individual cities are also available commercially on microfilm. Although not all North Carolina cities were mapped by Sanborn, a surprising number were. Local history collections

will want to acquire these maps for their communities.⁴

Some local history collections establish photographic collections. With sufficient publicity and encouragement to potential donors, the library can usually obtain a sizable number of photographs rather quickly. Families may offer their photograph albums and, although most photographs from these sources are of individuals, some will show structures, public events, school activities, church gatherings or other social happenings, all of which can be useful in documenting the history of a community. Other images which the library may want to collect include postcards, daguerrotypes, ambrotypes, and tintypes.

A well-organized and adequately cared for map collection nearly always proves to be one of the most popular components of a library's local history section.

Newspaper clippings and ephemeral items, such as handbills, programs, announcements, advertisements, special menus, posters, and broadsides, that relate to a community's history may be acquired. Ephemeral items are often available free at meetings, street fairs, and festivals, or from chambers of commerce, schools, churches, and other institutions. They are usually difficult to acquire after an event, and the librarian must be prepared to seek them at the event or immediately thereafter.

Films and sound recordings can also be valuable additions to a local history collection. Such materials are especially challenging to preserve and require special handling, processing, and equipment, but libraries with sufficient resources may want to acquire them. The narrated film of local historic sites produced by the county historical society or a tape of the speeches given at a town's bicentennial celebration would naturally

Ephemeral items . . . are usually difficult to acquire after an event, and the librarian must be prepared to seek them at the event or immediately thereafter.

CAMDEN COUNTY.

AREA, 280 SQUARE MILES.

POPULATION, 5,667; White 3,347, Colored 2,320,

CAMDEN COUNTY was formed in 1777, from Pasquotank county, and derives its name from the Earl of Camden.

CAMDEN COURT HOUSE, the county-seat, is on the Pasquotank river, and is 220 miles northeast of Raleigh; population 350.

Surface—This county is situated along the east bank of the Pasquotank river, and extends from the Virginia line to the Albemarle Sound. The land is level, sandy loam, easily cultivated when drained, and very productive.

Staples—Corn, cotton, naval stores, fish and wild fowl. Sweet potatoes yield largely. Grapes are grown successfully, especially Scuppernong.

Truck farming is now extensive.

Fruits—Peaches, pears, apples, berries, grapes, melons, etc.

Timbers—Pine, cypress, juniper, gum, etc.

TOWNS AND POST OFFICES.

	POP.		PO .
Belcross,	50	Old Trap,	50
Borum,	25	Riddle,	25
Camden C H.	350	Shiloh,	110
Indiantown,	40	South Mills,	500
Lilly,	25		

COUNTY OFFICERS.

Clerk Superior Court—R L Forbes.
Commissioners—G H Riggs, ch'mn;
 Geo Beverly, W B Hughes, E G Sawyer, C S Wright.
Register of Deeds—W R Dozier.
Sheriff—W S Bartlett.
Solicitor 1st District—W J Leary, Sr.
Surveyor—John K Abbott.
Treasurer—George Jacobs.
County Examiner—H Spencer.
Standard Keeper—C S Sawyer.

COURTS,

First Monday after first Monday in March and first Monday after first Monday in September.

TOWNSHIPS AND MAGISTRATES.

Court House—E M Mercer, E S Mercer, T B Godfrey, J L F Sawyer, O L Pritchard, Willis Ferebee, H W Scott, P G Bray, T B Boushall, T G Bray (Camden).
 Shiloh—G M Tillett, G C Barco, Jas

E Burgess, J B Burgess, D G Bray, Felix Jones, W G Godfrey. S H Sawyer, S B Williams (Shiloh).

South Mills—William E McCoy, D T Pritchard, J A Spencer, J W Whitehurst, Marshall Daily, Wilson Sawyer, H C Brite, S R Edney, W R Dozier (South Mills).

CHURCHES.

Names, Post Offices, Pastors and Denom.

METHODIST.

McBride's—South Mills, S Pool.
 Mill Dam— —, N H Guyton.
 Old Trap— —, N H Guyton.
 Parksville—Indian Town, N H Guyton.
 Sharon—South Mills, S Pool.
 Trinity—South Mills, S Pool.

BAPTIST.

Ebenezer— —, R R Overby.
 Sawyer's Creek— —, R R Overby.
 Shiloh—Elizabeth City, O C Horton.

MINISTERS RESIDENT.

Names, Post Offices and Denominations.

METHODIST.

Guyton, N H, South Mills.
 Pool, S, South Mills.

BAPTIST.

Overby, R R, South Mills.

EPISCOPAL.

Williams, —, South Mills.
 McBride, O S (col.), South Mills.

HOTELS AND BOARDING HOUSES.

Names, Post Offices and Proprietors.

Hotel, Camden, M B Hughes.
 Hotel, South Mills, Robert Bullock.

LAWYERS.

Names and Post Offices.


Ferebee, C M, Camden.
 Spencer, C H, South Mills.

MANUFACTORIES.

Kinds, Post Offices and Proprietors.

Blacksmithing, Shiloh, N G Sawyer.
 Blacksmithing, Camden, H W Scott.
 Blacksmithing, Camden, I M Forbes.

[Levi] Branson's North Carolina Business Directory, published regularly during the late nineteenth century, provides useful information pertaining to each county's government, private institutions, and farmers. Photograph of a page from the 1896 directory from the North Carolina Collection, University of North Carolina Library at Chapel Hill.



Ephemeral materials, such as this program, provide valuable information and can be used effectively in exhibits. *Photograph courtesy of Edgecombe County Memorial Library, Tarboro.*

be of interest to the local history collection. Oral history is becoming an increasingly important method for recording local history, and taped interviews with area citizens can add a significant and valuable dimension to a local history collection. Typed transcriptions or summaries with at least minimal indexing greatly increase the usefulness of oral history tapes.⁵

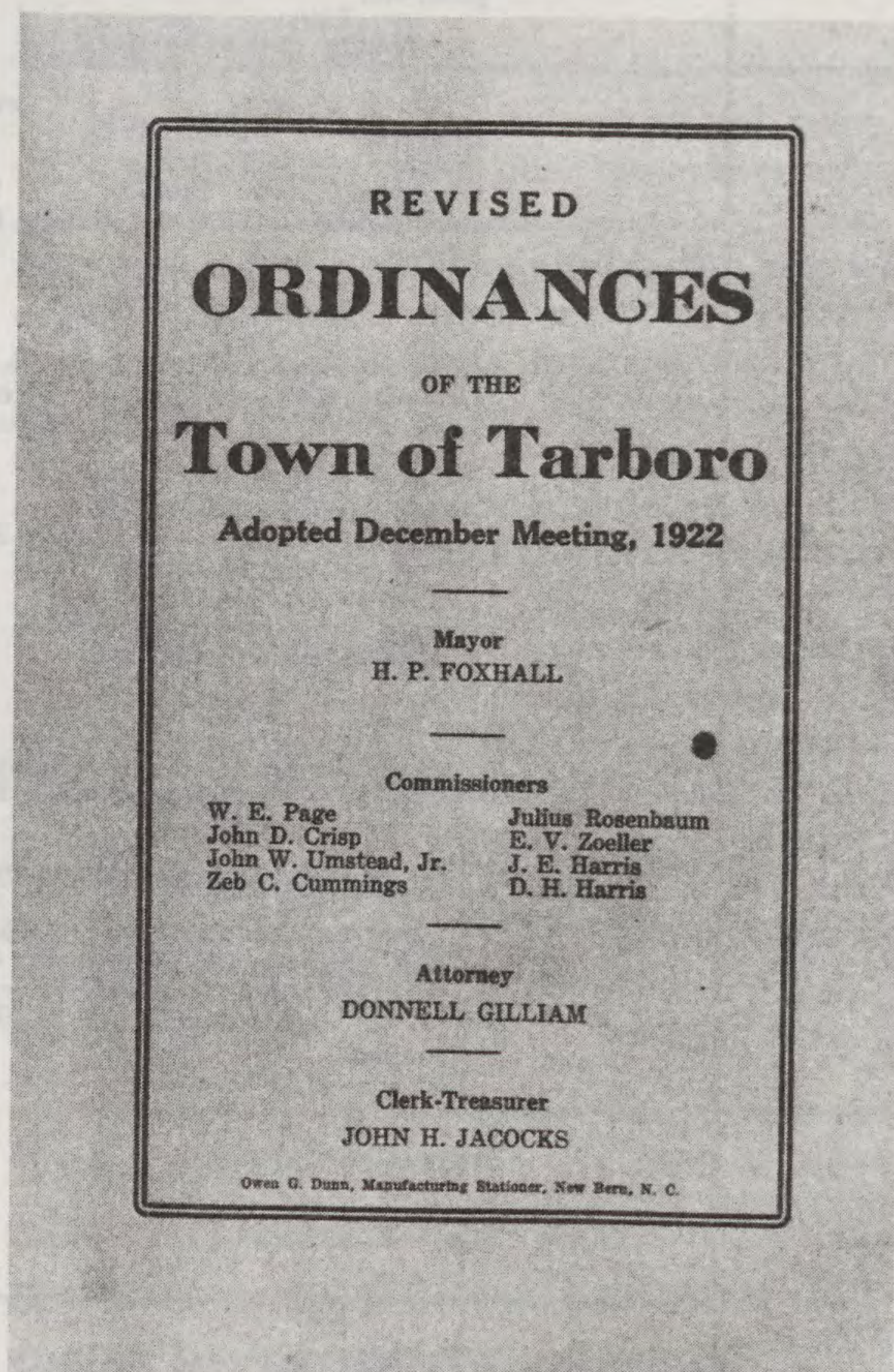
Collecting memorabilia can also present special challenges. Materials such as china, arrowheads, swords, clothes, and related items are usually more suitable for a museum. Local history collections should be careful not to accept such gifts if they lack the facilities to care for, exhibit, and store them. Libraries that do accept such items should handle them according to accepted museum standards.

Acquiring materials for the local history collection is one of the primary pleasures of the librarian's job. Many valuable items are not available for purchase, and the librarian will want to establish and maintain a network of collection supporters willing to donate or encourage the donation of materials. Such supporters may also

be urged to inform the librarian of potential acquisitions.

Individuals and local historical and genealogical societies are often eager to assist in acquiring materials and equipment if they believe the local history collection is operated professionally. Care must be taken, however, to emphasize to such donors that all acquisitions must be compatible with the collection development policy.

Area book dealers should be asked to advise the library when significant local history publications become available. Used and rare book dealers can prove extremely useful in obtaining out-of-print titles.⁶ Periodicals such as *The State* (magazine), *The North Carolina Historical Review*, *North Carolina Libraries*, *The North Carolina Genealogical Society Journal*, local historical and genealogical society publications, and area newspapers should be examined for reviews of books and pamphlets appropriate for the collection. The librarian will want to ask to be included on publishers' catalog mailing lists.



Local government publications, including ordinances, can shed light on a town's physical aspects and important issues affecting its citizens. *Photograph courtesy of Edgecombe County Memorial Library, Tarboro.*

Contact should be maintained with municipal and county government departments, and local newspapers should be read for notices of document publications. An organized check-in system will be useful in monitoring receipt of serial local government publications, such as the county hospital newsletter or police department quarterly reports. The North Carolina Division of State Library's *Checklist of Official North Carolina State Government Publications* is currently the best source for learning about new state documents.⁷

A library that has carefully planned the development of its local history collection will be aware of what services it can and cannot provide. The collection will be more wisely selected, better organized, and more valuable to users if its development is focused and controlled rather than haphazard. Of course, some flexibility will always be necessary, and a collection will have to change as its patrons' needs and wishes change. But an energetic and research-oriented librarian, aware of the collection's purpose and the means to accomplish it, will be equipped to reach the ultimate goal of helping patrons understand their community through a clear knowledge of their past.

Technical Services

Special collections require special treatment. When a library attempts to collect, preserve, and make accessible a wide variety of materials pertaining to a locality, certain aspects of technical services may vary from standard library procedures. Particular attention to cataloging and classification procedures enhances the accessibility of many local history materials, while special supplies and equipment help insure that the materials collected and cataloged will be preserved for generations to come. Time and money spent may seem excessive to those who normally deal with the general collection of a public library, but the technical aspects of local history work must be viewed as a long-term investment vital to the preservation of the history of a place.

Cataloging and indexing.

Finding aids are the backbone of a good local history collection. If the collection is located in a separate room, a dictionary catalog should be provided there. The catalog might contain distinct sections for maps, photographs, or other resources housed as distinct groups within the

collection. The catalog can also assist researchers in finding information hidden in books or periodicals with no indexes. Analytics can be used to call attention to articles of local interest in various periodicals or to portions of monographs.

The challenge of cataloging local history materials can be met in a variety of ways. Many public libraries in North Carolina acquire their catalog cards from various vendors, and soon cataloging will be widely available online. In many cases, though, cataloging for materials found in the local history collection is not available from these sources. The *Anglo-American Cataloguing Rules*, second edition (AACR2), offers the easiest solution to the problem of cataloging rare books, obscure pamphlets, maps, photographs, and broadsides. If staff time is limited, however, placing some of these materials in a vertical file may be the only practical means of providing access.

. . . the technical aspects of local history work must be viewed as a long-term investment vital to the preservation of the history of a place.

Some ephemeral items, tickets and advertising materials, for example, can be assigned form headings since some patrons request material this way and the form often reveals subject content.

The choice of the subject headings can be challenging. Most libraries use Library of Congress subject headings. This system allows for headings subdivided by places and includes a list of subheadings that are appropriate under place names. Some librarians, on the other hand, believe that subject headings should grow out of the material in the collection, thus reflecting the community in question. Once headings have been established, they become the key to the entire local history collection and can be expanded as new materials are added or as new subjects become important locally. They can also be subdivided by date or by proper name. This practice is particularly important in the clipping or vertical file, where references to the history of a place, its industries, schools, and other institutions can become unwieldy. Whatever headings are chosen, consistency—achieved with the help of an authority file or thesaurus—is essential. It must be remembered, also, that automated systems may not have provisions for deviations from standard practices.

Classification schemes, too, need to be considered carefully. Regardless of whether a separate

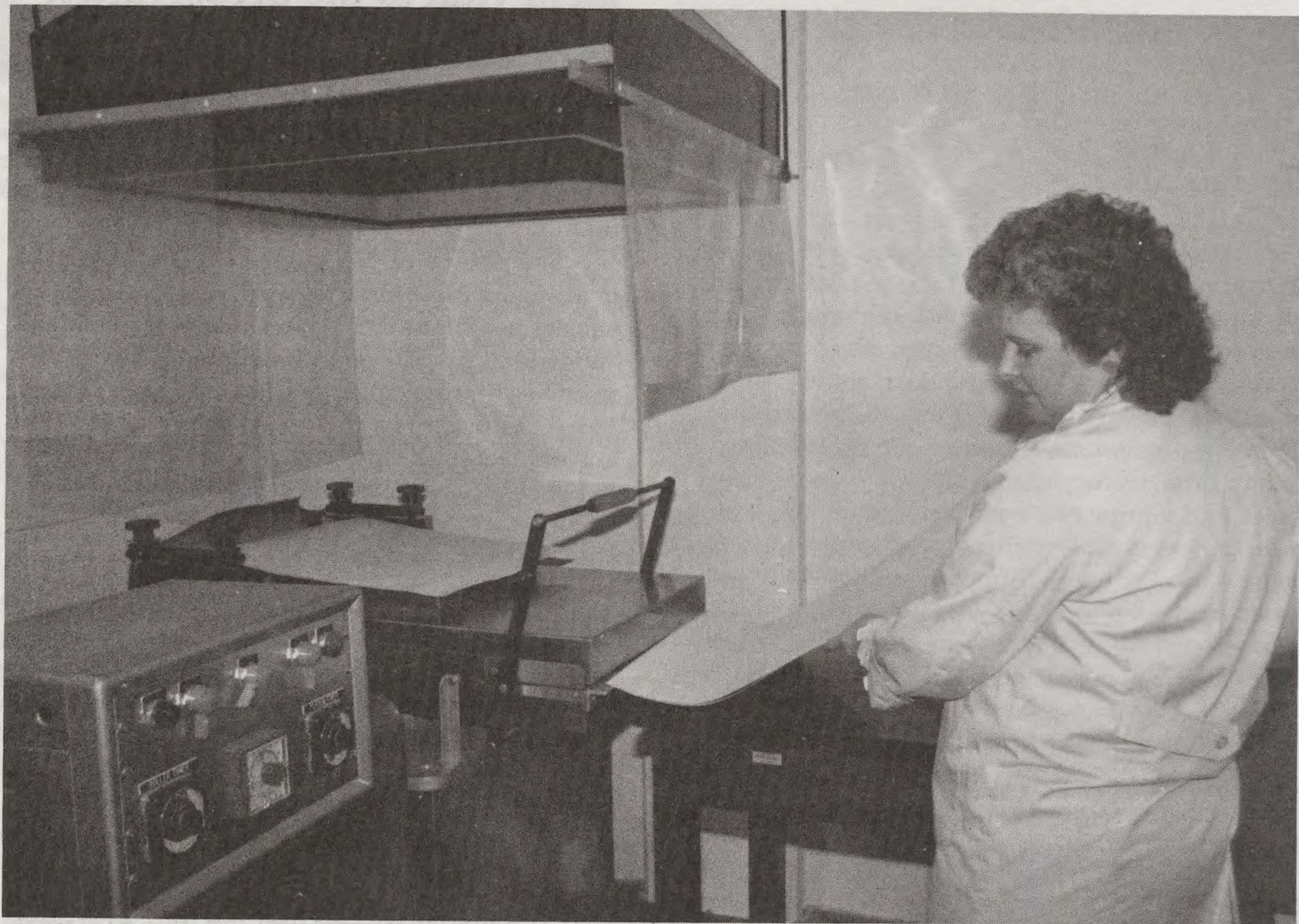
catalog is maintained for the local history collection, call numbers for local history materials should begin with such letters as "LH" or "NC." In addition, many public libraries use abbreviated Dewey classification numbers and a one-letter Cutter system. Local history librarians should insure, however, that the classification numbers they use are full enough to differentiate similar subjects or separate items by place or institution.

Indeed, the need for full classification numbers is especially important in the genealogy section. Many patrons are interested in finding works on particular families or guides to the records of a county. The classification system can allow family histories or genealogies (Dewey number 929.2) to be arranged alphabetically by family name if the Cutter number is based on that name, instead of on the author's last name. Some libraries begin the Cutter of a book containing information about more than one family with "A1" and segregate such books at the beginning of the family history section. Then the first two letters of the author's last name can be added.

Grouping books by county is just as simple. The Dewey Decimal Classification's Table 2 lists

numbers for every county in the United States, which can be used in the genealogy section to keep together books pertaining to a particular county. Such numbers, unfortunately, can become too long. It may be appropriate to devise an alternate system, perhaps by assigning each county in the state a number based on its position in an alphabetical list of counties or by using a combination of Dewey, state number, and county name abbreviation (i.e., N8cur for North Carolina-Currituck County). The local history librarian should keep in mind that authors of genealogical books often produce many volumes pertaining to one county or a group of counties. Proper classification is needed to keep books about different counties separated and to avoid giving the same call numbers to more than one book.

Like the card catalog, special indexes can unlock a storehouse of information. An index of biographical references found in books in the local history collection makes research easier. Even more essential are indexes of local newspapers—a most important record of daily life. Because creating an index is very time consuming and expensive, the local history librarian should



The Document Restoration Laboratory at the North Carolina State Archives employs such techniques as deacidification and encapsulation to stabilize and protect acid-laden or damaged documents and printed materials. *Photographs courtesy of the State Archives, Raleigh.*

carefully weigh priorities before such a project is begun.⁸

Procedures should be thoughtfully considered and recorded in a manual for indexers. The librarian must decide what will be included in the index entries. Some indexes contain only the subject heading, title of the article, name of the newspaper if more than one is indexed, date, and page number of articles. Others include an abstract. The local history librarian must also choose between a manual and a computer-generated index. Card files have commonly been employed in the past, but the use of microcomputers is a viable alternative.⁹

... the need for full classification numbers is especially important in the genealogy section.

Preservation

If a library makes a commitment to collect local history materials, it should ensure that they are properly cataloged, protected, and preserved. Several organizations publish technical advice and sponsor consultants who can visit libraries to make recommendations on how a particular situation should be handled. The Society of American Archivists' *Basic Manual Series* and the *Technical Leaflets Series* prepared by the American Association for State and Local History are especially helpful. The Southeastern Library Network (SOLINET) and the North Carolina State Library sponsor consultants who can give advice by telephone and sometimes hold workshops pertaining to preservation of library materials.¹⁰ Visits to other libraries often yield excellent ideas for administering local history collections.

Finding aids are the backbone of a good local history collection.

At times the local history librarian will be confronted with acid-laden or badly damaged materials. While some minor conservation efforts can be undertaken by the local history librarian, document restoration is a specialized field and should be left to professionals. The document restoration laboratory at the North Carolina Division of Archives and History does such work at a modest fee.

The librarian should strive to purchase high-quality equipment and archivally sound enclo-

FOREIGN BOOKS and PERIODICALS

CURRENT OR OUT-OF-PRINT

●

SPECIALTIES:
Search Service
Irregular Serials
International Congresses
Building Special Collections

●

ALBERT J. PHIEBIG INC.
Box 352, White Plains, N.Y. 10602

tures for all formats of materials. The following sections include suggestions for handling various formats. The reader should also consult literature listed in the bibliography and examine vendors' samples before making choices.

Books

Books constitute the mainstay of the local history collection. Their treatment depends not only upon such readily identifiable factors as the nature and condition of their bindings and the quality of their paper, but also upon the less obvious factors of age, rarity, and frequency of use. Many titles will be new, while gift books can range from recent publications to old, musty volumes with torn or missing pages and broken bindings.

Simple procedures can add to the life of most books. For example, staff members and patrons should be asked to avoid pulling books from shelves by the tops of their spines. Oversize volumes should be shelved upright or flat—never with their spines pointing upward. Moreover, accidental damage can be minimized if book trucks are not overloaded.

Regular maintenance well within the capabilities of every library can prolong the life of any

book. All books should be dusted as often as necessary; the librarian should do this in a way that minimizes the possibility that dust will settle on the books again. Leather bindings require additional care. If they are dirty, they can be cleaned with saddle soap. Dry leather bindings can be treated safely with potassium lactate and a preservative consisting of neat's-foot oil and anhydrous lanolin.¹¹

Beyond regular maintenance, the local history librarian should also minimize alterations to, or library markings on, rare or valuable books. Pages with minor tears should be mended with special archival-quality tape, never with common pressure-sensitive tape. Call numbers can be typed on acid-free identification slips rather than on traditional spine labels. Original bindings should be saved if possible. Vendors of archival supplies offer acid-free board that can be fashioned into sleeves or boxes to protect books with fragile bindings or loose pages. Custom-made boxes are also available.¹²

In some cases, however, rebinding is the most practical option for preservation. Binderies should be instructed to avoid binding books too tightly and to minimize the trimming of pages. Modern paperbacks, in particular, can be bound to prolong their shelf lives. The local history librarian should ask the bindery to bind paperbacks in their covers or to retain the covers for mounting because they are often attractive and informative. Bindery funds, when limited, should be reserved for periodicals.

Frequently, the pages will be so brittle that a book cannot satisfactorily be protected. In such an instance, microfilming is probably the best alternative for preservation, but a brittle book replacement service might be preferable.¹³ Such a company will photocopy the pages of any book with text area less than 11x17 inches and bind the acid-free photocopies with a fabric chosen by the client. All materials used in making the replacement copies are archivally sound.

Pamphlets

How the library catalogs and houses pamphlets depends on such factors as their age, rarity, condition, and usefulness to patrons, as well as on the number of pamphlets in the collection. The financial resources of the library and the availability of staff also affect these decisions.

The local history librarian must decide whether pamphlets will be interfiled among books, shelved in a separate area, or kept in a

vertical file. If pamphlets are shelved apart from books, a "p" or some other symbol should be added to the call number, so staff will know where to locate and reshelve them. If pamphlets are added to the vertical file, the subject headings should be lightly penciled on their covers or title pages so staff can return the pamphlets to their proper locations.

Old and rare pamphlets, as well as those that will be heavily used, should be cataloged and placed on shelves, if possible. If pamphlets are bound, the bindery should be instructed to retain covers and avoid trimming the items. In many cases, however, it is cheaper and more desirable to enclose a pamphlet in a protective binder. The local history librarian should never attach pamphlets directly to the gummed cambric flaps of commercially available pamphlet binders. Eventually, the covers of pamphlets bound in this manner will break off at the edge of the gummed flap. Two alternatives are recommended. The library can acquire acid-free pamphlet binders and attach acid- and lignin-free envelopes to the gummed cambric flaps. Then the pamphlet can be slipped into the envelope. In this case, the pamphlet is accessible and its integrity is maintained.

Unwieldy, rare, or fragile paper material often forms a significant part of local history collections.

On the other hand, the local history librarian can purchase a relatively inexpensive, acid-free pamphlet binder in which a pamphlet can be sewn or stapled in a matter of seconds, thus saving staff time. The heavy boards protect the pamphlet, but the pamphlet can be removed if necessary.¹⁴ Some librarians, however, avoid stapling especially valuable materials, because pages can be torn away from the staples.

Fragile pamphlets require special care. They should be shelved so as to avoid unnecessary pressure from adjacent materials. For this reason alone, some libraries prefer to shelve pamphlets separately from books. If a pamphlet's covers are brittle, the librarian may want to place the pamphlet in a folded sleeve of acid-free paper, which in turn can be slipped into the envelope of a binder made especially for this purpose. In such a binder, the opening of the envelope is adjacent to the spine, rather than at the top. If covers have become detached, it may be wise to have them deacidified and encapsulated so they can be placed in a pocket attached to one board of the

pamphlet binder.

Regardless of the type of binder chosen, it will need proper labeling. In most cases, because of the narrow spine, the call number will have to be attached to the front cover of the binder. A label containing the pamphlet's title should also be affixed to the front cover. Library markings on rare pamphlets should be kept to a minimum.

Clippings and Vertical File Materials

The vertical file, usually kept in filing cabinets or document cases, is an indispensable component of a good local history collection. These files usually contain separate sections for clippings and such ephemeral items as pamphlets, programs, brochures, typescripts, tickets, and advertising material. Frequently, though, all sorts of materials are interfiled. Whichever system the librarian chooses, separate subject and biography files can be created to facilitate filing and retrieval.

The clipping file is an excellent source of information for local history, particularly if local newspapers are not indexed. Even if indexed,



Newspaper clippings will find eager users, especially if the newspaper in question is not indexed. *Photography by R. E. Klett, Wadesboro.*

patrons often prefer examining a clipping to looking up an article on microfilm. The librarian should regularly scan area newspapers for articles pertaining to local people, history, industries, businesses, churches, schools, organizations, government, and other germane topics. Local or regional magazines, including *The State* and *We the People of North Carolina*, are often excellent sources of local history.

Traditionally, many librarians have clipped and pasted articles on manila tagboard or other



If sufficient staff or volunteer time is available, articles can be photocopied onto acid-free paper and bound as a permanent record. *Photograph courtesy of R. E. Klett, Wadesboro*

paper; large articles have been placed in manila envelopes. If enough staff or volunteer time is available, however, the library may wish to consider a more permanent approach. Articles can be neatly clipped and pasted, column by column, on cheap paper and then photocopied onto Permalife® Bond or some other type of acid-free paper. When photocopying clippings, if the library allows sufficient free space on the left side of the photocopies, eventually they can be bound as a permanent reference tool. This approach frees the library from the long-range problem of treating clippings that have deteriorated because of their high acid content.

The vertical file can also be used effectively to house and make accessible ephemeral materials. Often they do not merit processing, but still provide valuable information. Ephemera can be assigned a form or subject heading, which should be lightly penciled on the item. These can then be placed in acid-free file folders or envelopes that contain the heading neatly printed or typed on the folder labels.

To promote access, a list of subjects contained in the vertical file should always be made available to patrons. A micro-computer can be used to keep such lists up-to-date. Some librarians may want to place subject cards for vertical file materials in the public card catalog.

Local Government Publications

Local government publications can be treated in a variety of ways, depending on the needs of patrons, the size of the collection, and the availability of staff and library funds. They can be added to the vertical file, integrated into the book and pamphlet collections, or designated as a separate collection.¹⁵

Before a choice is made, the librarian should assess patron needs and the library's priorities for service. Careful consideration should be given to how patrons use government publications. Do they ask for them by subject content or by creating agency? The librarian should also consider whether classification schemes have features that are compatible with the library's objectives in regard to access, arrangement, and processing.

Unique characteristics of government publications should be kept in mind. When choosing cataloging and classification methods, the librarian must remember that government publications are produced in monographic and serial formats. Any approach to bibliographic control of both

types should adhere to standard procedures. Most publications have paper covers and therefore must be protected if they are used frequently. If they are shelved, they can be kept in pamphlet boxes, bound, or placed in pamphlet binders.

Perhaps the easiest approach for libraries with limited staff and financial resources would be to add government publications to the vertical file or to establish a separate section of the vertical file for them. Publications can be filed by subject or under headings for municipalities or agencies. Headings should be consistent with those used in the local history collection's catalog, and a list of these headings should be made available to patrons. When public libraries decide to catalog government publications and shelve them, most find it easier to integrate them into the other holdings of the local history collection.

Planning is central to the organization and operation of an effective local history collection.

Using this approach, government publications are cataloged and classified in the same manner as books and pamphlets. The Dewey classification provides for the dispersal of government publications throughout the collection according to subject, but it also allows for the collection of publications about government in one or two areas, such as 352 (local governments). The use of numerals beyond the decimal after 352 organizes the publications by subject.

Such an integrated government publications collection does have disadvantages however. Variation in size and format of publications can cause shelving problems. The integrated approach is more expensive than placing the publications in the vertical file. If publications are dispersed throughout the collection, patrons who seek a variety of information on a particular place will not find all documents pertaining to that place located together. Local circumstances must dictate whether to mix the collections or not.

On the other hand, a large collection of government publications might well warrant separate shelving. Such a collection could be cataloged and classified in the same way as other materials in the collection, provided that a locational symbol in the classification number leads patrons to the separate location. The separate documents collection could also be organized by their agency of origin. Although this approach does group documents in a way that reflects their

Current Biography

Annual Subscription (includes eleven monthly issues)
\$46 U.S. and Canada, \$56 other countries.

NOW AVAILABLE—1987 YEARBOOK

Profiles of Today's Newsmakers, Tomorrow's History Makers

Offering accurate, in-depth, up-to-date profiles of men and women about whom timely and reliable information is in demand but often hard to find, *Current Biography* features the artists, politicians, business people, and journalists; the actors, authors, sports figures, scientists, and others who make today's headlines and tomorrow's history.

Reliable Reference, Entertaining Reading

A convenient source of well-documented, objective reporting, *Current Biography* offers:

- 15-18 profiles in every issue.
- 11 monthly issues each year—except December.
- Obituaries of previously profiled subjects.
- A cumulative index in each issue listing all those profiled in the current volume year.

Current and Comprehensive

2,500 to 3,000 words in length, *Current Biography* articles include:

- Subject's full name, with a guide to pronunciation.
- Birth date.
- Business or home address.
- Field or profession.
- Account of the subject's life and career.
- Subject's own views, attitudes, and opinions.
- Observations of journalists, colleagues, and associates.
- Recent photograph.
- References to additional sources of information.

Profiles From a Whole Year—All in One Source

Current Biography Yearbook 1987

666pp. 1987 ISSN 0084-9499
\$46 U.S. and Canada, \$56 other countries.

Each year, the entire year's biographies are cumulated and printed in a single hardcover volume. The *Yearbook* includes a cumulation of the year's obituaries and a classification of the subjects, by profession. A cumulative index to the articles from all previous issues of the decade is included.

Current Biography Cumulated Index 1940-1985

125pp. 1986 ISBN 0-8242-0722-X \$15
U.S. and Canada, \$18 other countries.

Offering over 6,000 biographies, this revised and updated index lists the subjects of all articles in *Current Biography* from 1940-1985.

**To Order Call Toll-Free
1-800-367-6770**

In New York State call 1-800-462-6060;
in Canada call collect 212-588-8400



THE H.W. WILSON COMPANY

950 University Avenue
Bronx, New York 10452 • (212) 588-8400

contents, it is likely that some important information would be "lost" unless they are cataloged. In a rural county with many small communities, for example, the county planning department might produce planning documents pertaining to those communities, in addition to county-wide publications.

State or federal agencies sometimes publish documents pertaining to some aspect of a county or municipality. When choosing a method for housing and retrieving documents, local history librarians will want to make provisions for this type of material.


Microforms

Unwieldy, rare, or fragile paper materials often form a significant part of local history collections. Large bound volumes may be difficult for patrons to use, and public handling may actually threaten the continued existence of certain items. Librarians are challenged with making information from such materials readily available to the public, while simultaneously preserving and organizing these resources for future use. In many

cases, the incorporation of microforms into the collection can be an ideal solution to such dilemmas. A microforms collection, when arranged and maintained well, can be functional, acceptable to the public, and economically advantageous.

Most libraries today already benefit from the space-saving potential offered by microforms. Extensive runs of newspapers and other periodicals, which would occupy many cubic feet of shelf space if retained in the original, full-sized paper format, are often purchased in microform from commercial vendors and require mere inches of space. Smaller newspapers, regional magazines, neighborhood newsletters, and similar local periodicals acquired by history collections, however, may not be available in microform from a vendor. Yet they too can take up much shelf space if retained in paper format.

Long runs of periodicals may require binding, another cost in saving paper copies. If unbound, periodical issues may be difficult to keep organized, while staff retrieval and patron handling of bulky bound volumes may cause difficulties. Faced with such disadvantages in retaining periodicals in paper format, local history librarians will want to consider having these items reproduced in microform.



Brittle, acid-laden newspapers are prime candidates for conversion to thirty-five millimeter microfilm. Photograph courtesy of the North Carolina Collection, University of North Carolina Library at Chapel Hill.

In local history collections, potential candidates for reproduction in microform abound. Books, periodicals, newspaper clippings, vertical files, file cards, pamphlets, maps, and documents are some of the more obvious examples. The librarian will want to consider microform for any item containing information that needs to be available for frequent consultation, but whose repeated use threatens it with severe damage and possible destruction.

Many libraries today are turning to microforms not only to reformat paper materials facing damage from frequent handling, but also to preserve information originally published on inferior paper. Post-Civil War imprints contain inexpensive paper high in acid content, paper which in time begins to deteriorate, even if not subjected to patron use. Local history librarians may find some of their most important recent materials becoming increasingly brittle, while their institutions lack the funds to deacidify, laminate, and otherwise stabilize these items. Reproduction of such materials in microform may be the solution for saving the information they contain, since the original paper copies will probably soon be useless.

Decisions to use microforms do not come easily, despite the advantages this medium may offer. Local history collections, like other departments, usually have limited funding, and converting materials to microform is not cheap. When the decision to microfilm has been made, the library will certainly want to insure that the final product is a quality one.

An increasing number of commercial firms offer microform production services, and many perform high-quality work. Telephone book yellow pages often carry advertisements for such firms, and company sales representatives may occasionally solicit library business. Librarians, though, should be aware that not all services are equal and that the cheapest microform may not be the wisest purchase. Production standards vary greatly, and low-quality microforms are frustrating, if not impossible, to use.

High quality microforms will have properly focused images, will be reproducible, and will have been treated to guarantee permanence. Good manufacturers will have prepared the materials well before copying, taking care to unfold all page corners, remove paper clips, staples and other extraneous items, and insert appropriate target/identification sheets.

Few librarians are knowledgeable enough about microform production to ask all the relevant questions when contracting with a copying

firm. One simple precaution is to ask other librarians if they have used a particular firm or know its reputation. The firm itself can be asked if its work meets the standards set by the American National Standards Institute (ANSI).¹⁶

When contracting with a microform producer, care should be taken to insure that the library will have future access to a negative copy of the microcopy produced. Since creation of the negative copy is the most costly aspect of microcopying, many libraries make the duplicate copy available for public use, with an agreement that the microcopying service retain a negative for use, should production of a replacement or duplicate copy ever be desired. Some libraries prefer to retain custody of both the original negative and a duplicate copy. If that policy is adopted, care should be taken to store the negative in a different location from the duplicate. Then, if fire or some other environmental factor damages the duplicate, the negative will be safe and accessible for use in replacing the damaged copy. Security negative microfilm of certain types of North Carolina newspapers, which meet specified criteria, may be accepted for retention by the North Carolina Division of Archives and History, provided that the negative film and reproduction rights to it are donated to the division. Libraries interested in this program should check with the division for details.

As previously mentioned, microforms acquired should be of high quality. Equipment required to use them needs to be cleaned and serviced regularly. Many local history collections





Special storage cabinets for microforms provide security and help prevent exposure to dust. Photograph courtesy of Forsyth County Public Library, Winston-Salem.

find it useful to group their microform reading machines in one area, where lighting can be reduced, if necessary, for easier reading. Libraries with a large collection of microforms should be careful to provide an adequate number of machines to meet patron demand.

Special reader-printer machines for producing paper prints from microforms may also be necessary. Patrons accustomed to photocopying from original materials will be understandably frustrated if microform copies are substituted, but no copying capability provided. These reader-printers vary greatly in quality and cost, and local history collections will want to examine several types before purchasing.

Microforms, while not requiring the space that paper materials do, nonetheless need to be stored properly. ANSI standards specify appropriate temperature, humidity, and other environmental conditions. Care should be taken to prevent dust and dirt from adhering to microforms, since these can scratch them, and a schedule should be adopted for examining microforms for brittleness, color changes, tears, and other damage. Microfilm reels are best stored in individual boxes, and such boxes should be non-

acidic if constructed of paper. Plastic boxes, while a little more expensive to purchase, are more durable and often prove the better investment. Special storage cabinets for microforms are available from several library supplies dealers.

Finally, local history librarians should insist that their microform holdings receive cataloging equal to that of more traditional materials in the library. *AACR2* rules governing microforms make it a relatively simple matter to include such materials in the library's card or computer catalog.

Photographic and Audiovisual Materials

Establishing a policy for preserving and providing access to photographic and audiovisual materials can be one of the most challenging yet important goals of the local history librarian. Because few librarians treat these materials in the same way, those responsible for photographs, films, and recordings should study a variety of approaches before establishing a policy.

Photographic material, in particular, presents many problems. Photographers have used

many different processes for capturing images; some processes resulted in photographs that require special care. Moreover, photographs vary in size, format, and physical condition. Sometimes photographs are part of a collection of family papers or institutional records. These factors, as well as the presence of photographic negatives and the number of images in a collection, will affect how photographs are organized, stored, and processed.¹⁷

Basic principles can guide the local history librarian in developing and maintaining a photographic collection, and the reader may find some of the suggestions in this section helpful. The librarian should also read additional materials and visit repositories with well-developed programs.¹⁸ Staff members of the North Carolina Collection in the University of North Carolina at Chapel Hill's Wilson Library and at the North Carolina State Archives in Raleigh would welcome the opportunity to explain their procedures. The Manuscript Department in Duke University's Perkins Library also maintains a noteworthy collection of photographs. Consultants, discussed in the section on preservation, are also available.

Their physical characteristics and importance in historical research make it important for

photographs to be stored under proper conditions and handled carefully. Recommended environmental conditions are similar to those for other materials in the local history collection. Ideally, photographs should be stored at a constant temperature of 65°F and a relative humidity of 35 to 40 percent. Rapid fluctuations in temperature and humidity should be avoided.

Local conditions will help dictate how photographs are enclosed, but all envelopes, sleeves, or folders should meet standards set by the American National Standards Institute. If sufficient money is available, each photograph can be placed in an acid- and lignin-free paper enclosure that has no alkaline reserve and no glued seam, or in a sleeve of polyester, triacetate, or polyethylene. An acceptable alternative, especially if the collection is large, is to interleave a small quantity of photographs with sheets of acid-free paper (again, with no alkaline reserve) and enclose the group in an envelope or folder. Flat storage in an archival-quality box is ideal, although care should be taken to avoid creating too much weight on photographs located at the bottom of a box. If they are strong, photographs may be stored vertically, but they must not be allowed to curl or bend because of lack of support. Boxes of photographs



If properly housed and cataloged, photographs can assist patrons interested in people, places, events, and objects. *Portrait collage* by R. E. Klett.

should be stored on metal shelving or wooden shelving that has been sealed with polyurethane.

Several formats of photographs require special treatment. Cased photographs, such as daguerrotypes and ambrotypes, should not be dismantled by inexperienced staff. If a case is broken or separated, it can be wrapped in acid-free tissue paper. These and all other cased photographs may be stored flat in archival-quality microfilm boxes. Oversize photographs can be interleaved with acid-free tissue inside large folders and stored in the drawers of a map case or in oversize boxes made of acid-free board.

Photographers have used many different processes for capturing images; some processes resulted in photographs that require special care.

Photograph albums, though often in poor condition and filled with acid-laden pages, should not be dismantled. Doing so might prevent a researcher from fully understanding the historical context of the group. Often pages can be interleaved with archival quality tissue paper, but care must be taken not to overfill the album, thereby creating stress. Making copy prints or microfilming are two solutions to the problem of using deteriorated albums. Originals should be retired from use once either of these steps has been taken. Photograph albums should be stored flat in acid-free document cases.

Glass negatives and glass lantern slides must be handled with care and safely stored. Negatives should be placed in strong paper enclosures and stored vertically in sturdy boxes, preferably metal containers with grooves especially designed to accommodate the negatives. Wooden boxes should be used only if they have been coated with polyurethane. If the negatives are broken or cracked, they can be sandwiched between two pieces of window glass. Filmoplast® tape, available from suppliers of archival materials, can be used to tape each edge of the sandwich. A lantern slide consists of a positive image on one piece of glass, taped to a plain piece of glass to protect the emulsion. The exterior sides of the glass can be cleaned with a damp cloth. Filmoplast® tape can be used to replace old tape, if necessary. Slides should be stored vertically in boxes, but it is not necessary to put each slide in an individual sleeve.

Cellulose negatives deserve special attention. Cellulose nitrate film, manufactured between

1889 and 1951, is very unstable. As it deteriorates, it releases nitrogen dioxide and nitric acid. Such film should be removed from the local history collection and refrigerated until it is copied or destroyed. Although the film is sometimes labeled "nitrate," it can also be recognized because of deterioration. Nitrate film often turns a yellow-brown color, becomes tacky, and generates a viscous froth. Simple tests can be used to ascertain whether negatives are made of cellulose nitrate.¹⁹ Cellulose acetate negatives, also known as safety film, were produced to replace dangerous nitrate negatives. They should be stored in acid-free paper or plastic enclosures. Negatives for different formats (photographs and photograph albums, for example) should be kept separate.

Motion pictures, videotapes, and slides, though perhaps not as common as photographs in local history collections, should also be handled professionally. Films should be wound on cores and stored flat in aluminum or stainless steel containers. Although major cleaning and restoration work should be left to a film laboratory, films can be cleaned in the library with a piece of rayon plush cloth and commercial film cleaner. Old films should never be used before a copy is made.

Most videotapes do not meet archival standards for permanence, but several precautions can prolong their usefulness. They should be stored flat. Because the tapes are slightly damaged as they pass the decoding heads of videocassette players, reference copies should be made of videotapes that will be viewed frequently. Fast-forward or fast-reverse speeds tend to stretch videotapes, so they should be played only at regular speeds.

Thirty-five millimeter or two-by-two-inch slides should be kept out of light to the greatest extent possible. The image itself should never be touched. Slides are probably best stored in Saf-T-Stor® protectors made for hanging files or ring binders. Made of polypropylene, these translucent and chemically safe sheets protect the slides from dust and dirt and make viewing safe and easy.

(Cellulose nitrate film) should be removed from the local history collection and refrigerated until it is copied or destroyed.

Photographs and related sources can be arranged and cataloged in a variety of ways. Probably the easiest way to arrange and retrieve photographs is to file them by subject. Many pho-



Cased photographs, such as this ambrotype, require special care. They should never be dismantled by inexperienced staff members. *Photograph courtesy of the North Carolina Collection, University of North Carolina Library at Chapel Hill.*

tographs reflect more than a single subject, however, so it can be difficult to decide how they should be filed. Furthermore, such a practice results in the dispersal throughout the photograph file of a discrete collection of photographs, and doing so might compromise the value of the collection.

One solution to such problems is to file all photographs in the order in which they are accessioned, keeping collections of photographs as a group within the accession order arrangement, and providing intellectual access through a subject index keyed to accession numbers. If this approach is chosen, all folders, envelopes, and boxes should be clearly marked with the accession numbers of the images contained therein. Arrangement and cataloging should achieve two goals—access to and protection of photographic materials. Full cataloging data will allow the researcher to determine whether a photograph should be examined, thus reducing unnecessary wear and tear on the collection.²⁰

Professional considerations or the wishes of donors will occasionally warrant the segregation of groups of photographs. It would be unwise, for example, to destroy the provenance (information related to the creation or use of historical records) of a group of photographs and assorted

papers by dispersing them throughout the local history collection. If such a collection were deemed more appropriate for the library's local history collection than for an archival repository, the local history librarian might choose to establish it as an archival collection. Photographs in such archival collections should be stored in the same manner as those in the photograph file. An entry for the entire archival collection would be placed in a file for the local history collection's small archival collections, but entries for individual photographs or groups of photographs in the archival collection could also be placed in the photograph card file, in accordance with procedures established for photographs.

Caution should be exercised in handling and exhibiting photographs and related materials. Patrons should be asked not to touch emulsions and to handle photographs carefully. As funds permit, duplicate prints of the best old photographs in the collection may be produced and the originals retired from use, or photocopies of the photographs may be made and organized for reference. Use of microfilm or microfiche reference copies can avoid considerable wear on original prints. If patrons request copies of photographs, the local history librarian should arrange to have the copy made, perhaps by a local photographer

who can be trusted to care for them properly. Unless lighting and exhibit case glass have ultraviolet light filters, it is usually best to display copies rather than original photographs. Matting and mounting can also damage photographs.

In addition, librarians should be aware of a few basic principles pertaining to the storage of oral history tapes and other recordings. Cassette tapes of an hour's duration (C-60) are preferable to longer-running tapes because they are less likely to become tangled or print through. Ideally, these recordings should be transferred to 1.5 mil polyester reel-to-reel tape. Reference copies should be made for tapes that will be in high demand be researchers. Magnetic tapes of all kinds should be stored away from electrical motors or any electrical source capable of creating a magnetic field because such energy sources can cause damage to tapes or erase them.²¹ Disc recordings also have long-term preservation requirements. They should be stored vertically at all times, and shelf dividers should be installed so that recordings do not lean against each other.

Oral history is becoming an increasingly important method for recording local history . . .

According to one authority, "cellophane shrink-wrap, found on [the covers of] modern disks, responds to changes in environmental conditions and thus could cause discs to warp."²² Ideally, then, polyethelene or paper liners with an alkaline reserve should be used to replace the original liners of vinyl discs. Paper sleeves are appropriate for acetate and nitrate discs.

Maps

A well-organized and adequately cared for map collection nearly always proves to be one of the most popular components of a library's local history section. Many types of patrons—historians, genealogists, teachers, school children, public officials, and business people, to name a few—can be expected to ask for maps of the local area. A good local history collection will be able to accommodate such requests.


Yet maps, because they require treatment and handling different from that used with books and pamphlets, are often underemphasized. Librarians sometimes view them as hard to organize, troublesome to store, and difficult to preserve. Such objectives, however, can be overcome

through a thoughtful and systematic approach to building a map collection.

In ideal situations, libraries have sufficient staff to catalog their maps fully, using relevant *AACR2* instructions. Other well-staffed libraries may choose a modified level of formal cataloging. Catalog cards for the maps, including cards with subject headings, may be interfiled in the library's main catalog or in a special map catalog.

Many local history collections, nonetheless, often lack access to or have too few maps to justify formal cataloging. They must instead create a simplified map index card file. Such a file, while not providing patrons with complete cartographic data, can still offer enough description so that the desired maps can be identified and located quickly.

Before creating such a file, it is helpful to study the *AACR2* rules relating to maps to learn what cartographic data is recorded when full cataloging is performed. Librarians can then choose the types of information that would be appropriate to include in their file. The goal should be to include sufficient information about each map so that a patron can determine from the description whether a particular map is needed. Allowing a patron to eliminate maps without first having to examine them saves time not only for the patron but also for the librarian, who otherwise would have to retrieve and refile



unneded maps. In most historical collections, librarians will usually want to include in the index file the title (if any), date, cartographer, scale, dimensions, subjects covered, and special features for each map. Except for very small map collections, it is usually desirable to assign standardized subject headings or dates (or a combination of the two) to the file cards and then arrange them accordingly, as in a regular card catalog.

Some collections organize their maps according to map subjects, while others prefer a geographic-based arrangement. Collection size and type of patron will influence this decision. It should be remembered, however, that a geographic arrangement allows a local history collection to subdivide maps by areas covered, while relying on descriptive subject/date headings in a file for topical or chronological access. Librarians often find a subject arrangement frustrating, since many historical maps may reflect multiple subjects.

If a geographic arrangement is chosen, area divisions can be created as needed. Depending on the size and scope of the collection, they might include neighborhoods, town or cities, counties, multiple county areas, and states. A call number scheme reflecting this arrangement can be designed and call numbers noted on the maps and

file cards.

In some cases it is desirable to separate extremely large or small maps from the main collection, thus using size as an arrangement division. Area divisions can still be used within the size divisions. Small maps that might otherwise be easily lost or misfiled can be stored in letter file boxes, with care taken to store such boxes flat to prevent curling or damage to map edges. Very large maps can be stored rolled-up in tubes, although this is more damaging to them than flat storage.

Flat storage is the recommended treatment for all maps.

Flat storage is the recommended treatment for all maps. Vertical storage, even in vertical map or blueprint cases, should not be allowed, since it encourages curling and damage to edges, as noted above. Instead, horizontal-drawer map cases should be used. The best case is metal, with baked-enamel paint. Wooden cases are less desirable since wood can have high acid content. Cases with a number of shallow drawers are preferable to those with only a couple of deep draw-



Flat storage is recommended for all maps. Metal cabinets with baked-enamel finishes are preferable to wooden cabinets. Cases with a number of shallow drawers are more desirable than those with just a few deep drawers. *Photograph courtesy of Eastern Office, North Carolina Division of Archives and History, Greenville.*

EXTRA! SPECIAL!

RACING!

WE HAVE ADDED TO OUR EIGHT HARNESS RACE PROGRAM THE FOLLOWING RACES AT THE

Coastal Plain Fair Tarboro, N. C.

PONY RACE FOR BOYS UNDER 14 YEARS OLD—Boys, get your ponies ready for the great Pony Running Race at the Coastal Plain Fair, Tarboro, N. C., Tuesday, October 30th.

1-4 Mile Dash: 1st prize \$12.50; 2nd prize \$10; 3rd prize \$7.50; 4th prize \$5.

CONDITIONS—Free for All. Edgecombe County Ponies that do not weigh over 450 pounds. Rider must furnish weigher's certificate showing correct weight of pony before pony can start. Boys over 14 years of age barred. Colored riders barred. No charge for entrance fee in the Special Pony Race.

SPECIAL RUNNING RACE—WEDNESDAY, OCTOBER 31st:

1-2 Mile Dash: 1st prize \$25; 2nd prize \$20; 3rd prize \$10; 4th prize \$5.

CONDITIONS—Free for All. No limit to age or weight of horse or rider. Nothing but Edgecombe County horses will be allowed to go. All professional riders barred. Colored riders barred. There will be no entrance fee charged for entries in the Special Running Race.

SPECIAL RUNNING RACE—THURSDAY, NOVEMBER 1st:

1-2 Mile Dash: 1st prize \$25; 2nd prize \$20; 3rd prize \$10; 4th prize \$5.

CONDITIONS—Half Mile Dash. Free for All. No limit to age or weight of horse or rider. Nothing but Edgecombe County horses will be allowed to go. All professional riders barred. Colored riders barred. There will be no entrance fee charged for entries in the Special Running Race.

PONY RACE—FRIDAY, NOVEMBER 2nd:

1-2 Mile Dash: 1st prize \$12.50; 2nd prize \$10; 3rd prize \$7.50; 4th prize \$5.

CONDITIONS—Free for All. No entrance fee will be charged. Colored riders barred. No age or weight limit.

NOTICE—The Fair Association will not be responsible for accidents that occur in any of the above races.

L. D. HARGROVE, Secretary.

Frequently colorful and attractively printed, broadsides effectively communicate information about an area's history. *Photograph courtesy of Edgecombe County Memorial Library, Tarboro.*

ers, since they allow maps to be stored in smaller groups. This prevents extra weight from being placed on the bottom maps and also facilitates map removal. Within drawers, maps should be placed in acid-free folders, with the fewer maps per folder the better.

Broadsides

To the book-oriented patron, broadsides may appear to be ephemeral materials of little interest to libraries. Roughly defined as separately published, unfolded pieces of paper with printing on one side and intended to be posted or otherwise publicly distributed, they include announcements, campaign posters, handbills, news-sheets, proclamations, and other similar publications. As most local history librarians know, such items are worthy acquisitions, quite deserving of retention.

Frequently colorful and attractively printed, broadsides can effectively communicate information about an area's history. Often they can serve

as eye-catching exhibit components. Even unimaginatively printed ones can be valuable; they may contain text with significant names, dates, quotations, and other data.

Broadsides should be stored flat and unfolded. Vertical storage or rolling tends to bend or curl them. Horizontal-drawer map cases function well for broadsides and should be considered by libraries with extensive or unusually valuable collections. Even if a local history collection cannot devote such a case to broadsides, it should take care to protect its materials from environmental threats like strong light and dust.

Very large or very small broadsides may need to be stored in special drawers or areas, to make retrieval easier and to reduce misfiling. It may also be necessary to remove fragile items for special handling, and broadsides printed on especially stiff papers may have to be removed from the main collection to prevent damage to other items. Sometimes it may be necessary to trim sharp corners on some broadsides to prevent punctures.

Arrangement of a broadsides collection will vary from library to library, reflecting user needs, size of collection, and staffing. Well-staffed libraries may prefer formal cataloging for their holdings; *AACR2* includes rules for broadsides cataloging. Other libraries, having fewer staff to process materials, will, nevertheless, want to establish an arrangement scheme.

An alphabetical title arrangement in most cases is undesirable, since many broadsides lack descriptive titles, if they have formal titles at all. Usually a subject arrangement, with optional geographic or chronological modifications, works best. As with other non-traditional materials in local history collections, librarians charged with organizing a broadsides collection may first want to visit libraries with established collections and discuss the merits and problems of various arrangements and storage policies.

Regardless of the arrangement scheme used, whether formal cataloging with Dewey or Library of Congress or locally created simple subject arrangement, it will be necessary to identify the individual broadsides. Extensive markings on a broadside should be avoided, with any marking done on the back (non-printed) side. It should be remembered that some inks will bleed through paper, and pencil marks are susceptible to fading and erasure. Many libraries prefer to make their call or identification numbers on low-acid adhesive stickers that have been applied to the back of the broadsides.

Physical Environment and Security

When developing a local history collection, the librarian must always be aware of space limitations, security, and the physical environment in which the collection will be housed. The scope and nature of the local history collection will be greatly influenced by the size of the library in which it is located. Most libraries with adequate space find it convenient to have a special area dedicated to the local history collection. Whether the collection occupies a whole room or just three shelves, it should constitute a self-contained entity that is easy to recognize and utilize. Signs and displays help ensure that the local history collection retains its own identity while at the same time standing as an integral part of the total library collection. Security precautions taken for the library as a whole should also apply to the local history collection, although the uniqueness of this collection often makes it more vulnerable to theft and abuse.

The need for strict monitoring of the collection and awareness of patron activities cannot be approached with a cavalier attitude. Written reg-

ulations governing use of the collection should be distributed to patrons, and staff should make sure that patrons adhere to them. One special advantage of a distinctly defined local history area is the ease with which library staff can visually oversee patrons as they browse through and use the materials. Staff can offer assistance when needed, of course, and at the same time prevent abuse or loss of materials. This surveillance should act as a deterrent and not be overly obtrusive.

Staff limitations generally do not allow constant observation in every case, especially if the local history collection is small. Two approaches, however, can be used to safeguard especially valuable material. A staff member can find the information requested, photocopy it, and then return the original item to safekeeping; or, the librarian can require that the patron use local history material in a supervised area of the library. As a further deterrent to theft, positive identification should be required for this procedure. In any case, valuable materials should be secured, if not in a locked room, then in a locked filing cabinet or in the staff workroom.

Librarians fortunate enough to house their local history collections in separate rooms may



Locked cases can prevent theft of especially rare or valuable materials. *Photograph courtesy of Forsyth County Public Library, Winston-Salem.*

find protective measures easier in some ways. Unless the staff includes a full-time local history person, these rooms can be kept locked except when in use. This tends to discourage the casual browser, and the serious researcher can be instructed by signs to request admission from appropriate library staff. Any library which limits the hours of access to its local history collection should publicize the time the collection will be open for use.

After space and security, the most important aspect of housing a local history collection is its arrangement within that area. The importance of clear and precise classification of materials has already been underscored. Shelving should allow flexibility for such special formats as oversize materials, document cases, and boxed items. A diagram indicating the location of different categories of materials and types should be posted.

A photocopying machine, if not available within the local history area itself, should be easily accessible elsewhere in the library. Much local history material tends to be unique and irreplaceable; it must be photocopied carefully, if at all. In the case of rare or unwieldy items, the librarian should do the copying. Copyright laws should always be observed, and posting a copyright warning near the copying machine will alert patrons to the law.



A microfilm reader/printer is a virtually essential piece of equipment in local history collections with microfilm holdings. *Photograph courtesy of Forsyth County Public Library, Winston-Salem.*

The local history collection will, of course, need other equipment and furnishings. It should contain a sufficient number of large reading tables to accommodate local history patrons within the collection area itself. Map cases and vertical file cabinets should be in close proximity, so staff can retrieve materials quickly. Microform readers and reader-printers, however, are best located in corners or alcoves where lighting can be reduced and noise buffered.

When developing a local history collection, the librarian must always be aware of space limitations, security, and the physical environment in which the collection will be housed.

In most cases, the local history collection has basically the same ventilation and lighting system as the rest of the library. Ideally, it will have a separate thermostat to allow temperature regulation, so as to protect its rarer materials. Proper ventilation, not only for patron comfort, but also for the prevention of moisture buildup around books, should be a seriously considered adjunct of any heating and cooling system. A good air filtration system helps prevent the accumulation of dust, which contributes to deterioration of materials. If the library houses its local history materials in a small, enclosed area without much ventilation, a dehumidifier will help maintain relative humidity at the recommended 50 percent range. Temperature should be kept within a 65°-68°F range. Lighting should be adequate for readers, but protective sleeves for fluorescent lights can be used to filter ultraviolet radiation, which can fade library materials.

Since public libraries in North Carolina file annual statistical reports with the State Library of North Carolina, library workers should maintain accurate accounts, not only of local history materials circulated, but also of how many people use the collection. A guest register for names and addresses serves as a good record of visitors and can be used as evidence of need for more funding and expansion of the local history collection. Visitors are also less likely to steal materials if their names and addresses have been recorded. If the register contains an area for the type of information the patron is seeking, it can also aid in planning collection development.

Staffing

In "Guidelines for Establishing Local History Collections," developed by the Local History Committee of the History Section, Reference and Adult Services Division, American Library Association (June 1979), Section 5.1 reads as follows:

*The local history collection should be processed and maintained by trained staff. Professionals can be assisted by properly trained volunteers to provide services to patrons.*²³

These guidelines are so general that librarians must still ask: "What qualifications should staff for a local history collection possess?"

Large libraries should have a professional librarian in charge of the collection, with sufficient support staff to develop it and provide full reference service during the library's operating hours. Most libraries, in actuality, are fortunate if they have a professional librarian who can be assigned to the collection for most of the time. In small libraries, a staff member with an interest in local history and genealogy can supervise the collection on a part-time basis, but will need appropriately trained volunteers to help the rest of the time.

In any case, the local history librarian should have a strong background and interest in history and will find an undergraduate major or graduate degree in history useful. The librarian should possess the following skills and attributes:

1. Knowledge of the community and its history, present characteristics, and associated bibliography.
2. Knowledge of the organization and preservation principles for books, manuscripts, photographs, maps, ephemera, and other local history materials.
3. Interest in and knowledge of indexing.
4. Ability to communicate well with patrons, staff, and people in the community.
5. Knowledge of the tools and methods of retrospective materials evaluation.
6. Ability to write and produce fliers, bibliographies, news releases and other publicity materials and the ability to design displays.

Some of the skills listed above can be acquired through workshops and other in-service training, and the local history librarian will want to attend such functions when possible. Such training will be especially important to the librarian in smaller libraries who is charged with building and maintaining a local history collection in addition to other duties.

WHOLESALE PAPERBACKS

- * 25% Discount
- * Classroom Adoptions
- * Free Teacher Guides
- * New/Individual Titles
- * Qualified RIF[®] Distributor (special discounts)
- * Hard Back Binding for Paperbacks

FAST SERVICE

LARGE INVENTORY

Claudia Vielkanowitz, President
8 years experience as School Librarian

BOOK FARE, INC.

12-F Wendy Court
Greensboro, N.C. 27409
(919) 292-0151

Member: Educational Paperback Association

Another important attribute that the local history librarian should possess is the ability to cultivate and maintain contacts with local government and community groups, especially local historical organizations. Since important materials are often acquired as gifts, the librarian must become well known throughout the community as the person interested in preserving local history. Then people will think "library" rather than "trash" when they discover a box of old phone books in the attic.

The local history librarian's ever increasing familiarity with the community is the most important asset that this staff member can have. Knowledge of local materials held by other repositories, such as early church records still maintained at the church, can be developed only through persistent effort to "learn" the community. An awareness of individuals and organizations possessing and/or creating materials appropriate now, or in the future, for the local history collection must be cultivated continuously. Such personal knowledge by the dedicated local history librarian is impossible to replace with even the most detailed finding aids.

Staffing limitations, however, force many libraries to use general reference librarians or

other staff members in the local history collection, either on a regularly scheduled or substitute basis. When such is the case, the local history librarian should help those individuals to become familiar with the collection. A procedures manual or directory should be prepared and kept accessible, and directions for using specialized indexes

The local history librarian's ever increasing familiarity with the community is the most important asset that this staff member can have.

and files should be written out and made available. It is also a good idea to inform such staff members of significant acquisitions, so that they will not be surprised and embarrassed when a patron asks to see that marvelous new resource of which the librarian has never heard. In large library systems, the local history librarian should be willing to serve as a consultant to librarians seeking advice on what state and local history materials are suitable for their branches. When fellow librarians are familiar with local history collections and with the basic state and local history materials, their feelings of panic when confronted by questions about their locality will be greatly reduced.

Volunteers

Opportunities abound for volunteer service in local history collections, and the wise selection and use of volunteers can significantly enhance the development and maintenance of such collections. Many large libraries have formal volunteer recruitment programs; and potential volunteers with the requisite skills should be directed to the local history collection. Some libraries have access to court-appointed volunteers willing to perform community service as an alternative to jail sentences, and these volunteers may bring useful skills to the local history collection.

Volunteers, however, should be interviewed carefully before being accepted by the librarian, so as to ensure that their skills, interests, and personalities meet the needs of the collection. If accepted, they should be provided with a handbook of information about the library and a basic outline of what is expected of them and what they can expect from the library. Rules and privileges should be carefully stated.²⁴

Volunteers can be used effectively on a number of tasks. They can assist with processing newspaper clippings, in acquiring publications, in collecting and transcribing oral history tapes, on special indexing projects, with minor repairs to collection materials, and in conducting preliminary research for answering correspondence inquiries. Close supervision of all volunteer work will ensure the collection's professional standards.

Recruiting volunteers can often be accomplished by advertising in newsletters of local historical and genealogical societies. Sometimes potential volunteers will approach the library and express an interest in working with the local history collection. General reference and circulation department staff should be asked to remember the local history collection's needs when patrons mention a willingness to volunteer in the library "if there were something for them to do." Civic organizations, such as the Junior League, are often good sources for volunteers with the requisite intellectual abilities and organizational skills. All volunteers should understand and accept from the start that their assignments will be designed to meet the needs and priorities of the local history collection and not necessarily their personal interests.

. . . volunteers, excited by the interesting and challenging work they do, frequently prove to be excellent publicists and solicitors for the local history collection.

The local history librarian will want to maintain a list of short-term jobs for volunteers. It will then be relatively simple to find an appropriate task for a court-appointed volunteer, such as a three-hour typing or a twenty-four hour dusting and cleaning job. For a long-term project, a written task description should be prepared in advance. Such a description may prove useful in recruiting a volunteer, since it spells out what skills are needed and what is expected of the volunteer.

After long-term volunteers have been screened and selected, they should be carefully trained. If unfamiliar with area history, they should be asked to read several basic state and local histories and to acquaint themselves with the overall local history collection. They should be provided with detailed instructions for each task to be per-

formed. If adequately trained and given sufficient instruction initially, volunteers will need much less direct supervision by the librarian. Nevertheless, the librarian and volunteers should meet regularly so that the duties and performance can be reviewed and evaluated to ensure that all parties are comfortable and satisfied with assignments.

Librarians often feel that recruiting and supervising volunteers is more time-consuming than worthwhile. Keeping a list of short-term jobs so that volunteers can be utilized whenever available and carefully selecting and training long-term volunteers will save the librarian's time. Such preliminary planning and organizing can pay valuable dividends, since productive volunteers can complete many projects that might not otherwise have been envisioned, much less accomplished. And volunteers, excited by the interesting and challenging work they do, frequently prove to be excellent publicists and solicitors for the local history collection.

Marketing

A carefully planned marketing program is important to every public library, and the local history collection, because of its interesting subject matter, is a natural area to market. The local history librarian should plan an ongoing marketing campaign designed to foster use of the collection and encourage citizens to donate local history materials.

The librarian should first establish resource files, which can be helpful in planning exhibits, programs, and publicity. One file folder can be maintained for each month of the year. Lists of locally important events and resource people can be kept in these folders, along with ideas for preparing exhibits or feature articles. The librarian may also want to maintain a file of ideas useful at any time of the year. In addition, a mailing list should be developed that can be used in promoting programs and services.

Promotion can take many forms. An attractive brochure describing the collection or carefully prepared, printed instructions on how to use the collection can bring in new patrons. Bibliographies on such topics as regional fiction or genealogy can be compiled as the need arises. In addition to promoting the local history collection through informal contacts, the librarian should be prepared to make short presentations to community groups.



Volunteers can be used effectively to perform a number of tasks. Here retired Durham County Library Senior Volunteer Iola Parker prepares a subject index to the Durham Historic Photographic Archives. *Photograph by George Pyne, Durham.*

From time to time, the librarian will wish to publicize the collection in the newspaper or on radio or television. A network of contacts in the various media should be developed, so that when an exciting program occurs or the library makes an important acquisition, the media will provide the best possible coverage. Newspapers can also be encouraged to establish a regular local history column.

The librarian should not overlook newsletters of local groups, such as the Friends of the Library, the historical society, or the genealogical society. These publications may have deadlines far in advance of a program, but oftentimes welcome a regular column on local history or news of the collection.

Fliers and posters, produced inexpensively in-house, can be effective in advertising special events. Fliers that double as posters are especially effective at achieving maximum advertising effect. Books of graphic designs or uncopyrighted pictures, which can be reproduced for fliers, should be available in the library's reference collection. Information on time, date, place (with location and telephone number), and admission limits, if any, should be included in any promotional materials about events. The advertising should empha-

size the word "free," since many people do not realize that a public library's services are free.

Distribution is another important aspect of marketing. The librarian should not rely solely on posters or fliers placed at the circulation desk. Mailings to individuals are especially effective, but clubs, schools, colleges, churches, and other institutions and organizations should also be contacted. If the library distributes a newsletter and/or calendar of events, information about local history programs can be included. Posters and fliers should be placed on bulletin boards around town, as well as at high traffic points in the main library and any branches. All staff members should be informed about local history programs so they can be more effective in passing information along to patrons.

The librarian should evaluate the local history collection's marketing program on a regular basis. Constructive and critical self-examination can only result in improved and more effective contact with the public.

Programs and Exhibits

Programming requires careful planning. Before undertaking public programs, the librarian should 1) assess the goals of the collection and the library as a whole; 2) evaluate the needs of the collection and the library and the resources already available; 3) determine the needs of the community; and 4) choose an appropriate type of program, plan, execute, and evaluate.²⁵

Programs can be as varied as the librarian's imagination will allow. Some programs can be viewed as a logical extension of reference service. Short courses that educate patrons on how to take advantage of specific materials in the collection will save the librarian time later. The librarian might also teach a short course on genealogical research or refer patrons to courses taught at a community college or the North Carolina Division of Archives and History. Workshops can be used to acquaint teachers with the appropriate resources available in the library for school children studying North Carolina history. Workshops also help teachers understand the limitations of the collection and become aware of the richness of materials available for special reports. In the process, the librarian will learn about the needs that teachers have for resources to enrich their curriculum. The librarian should be available to speak to classes on such topics as local history and basic techniques of genealogical research, and will want to maintain a bulletin board for posting notices of courses, workshops, and meetings of interest to patrons.

Special programs can be presented on a great variety of topics. In every community there are a number of free speakers available who can be listed in a resource file. Some libraries and their Friends groups present readings by local authors. Sometimes nationally famous authors will read at a local library without charge; however, a small honorarium to cover expenses should be offered if at all possible. A Friends group can be a good source of funding for locally oriented programs, especially if the librarian occasionally wishes to undertake a more ambitious program or series with paid speakers. Sometimes such a program can highlight a new acquisition or accompany a special exhibit at the library.

. . . the librarian must become well known throughout the community as the person interested in preserving local history.

Interesting displays and larger exhibits are also useful in calling attention to the local history collection.²⁶ In particular, strong points or especially under-utilized materials in the collection should be emphasized, so as to acquaint the public with them. Varying the location of displays will likely introduce new patrons to the collection. Local historical societies are frequently willing to cooperate in mounting displays. Some hobbyists may welcome the chance to exhibit their local history-related materials.

Sometimes the local history collection may wish to develop or host a major exhibit. An in-house exhibit of this magnitude requires extensive planning and technical expertise. Here again, outside support may be available, with area colleges, universities, or state historic sites often willing to cooperate with the local history collection. Depending on the nature of the exhibit, publication of a catalog may be desirable; and it can serve not only as a source of information for patrons, but also as a permanent record for the library. A major exhibit will, of course, necessitate extensive publicity, perhaps extending to a series of lectures or other programs planned around the exhibit theme.

Fund Raising

Special collections can always use money for acquisitions, as well as for financing special programs and exhibits. The local history librarian will want to be familiar with publications on grant-

seeking techniques and with potential sources for grants.²⁷ Before seeking funds from outside sources, however, the librarian will naturally need to seek approval from the library director.

Various types of financial aid can often be obtained locally. Letters or telephone calls to area banks, businesses, and industries can yield excellent results. Historical and genealogical societies are obvious sources of gifts. Library Friends groups will often support special acquisitions or programs. Some Friends groups conduct book sales that raise significant amounts of money. One library in North Carolina, using seed money provided by Friends, sold high-quality reproductions of two old area maps to raise money for the local history collection.

At the state level, the North Carolina Humanities Council²⁸ remains a good source of funding for special public programs. Its staff is also available to help libraries develop programs. The Council accepts proposals for major programs (over one thousand dollars) three times a year (February 1, June 1, and October 1), with draft

proposals due a month before each deadline. Proposals for mini-grants may be submitted at any time, but they should be received well in advance of the proposed program date.

Conclusion

The authors hope that these pages will provide a philosophical foundation and practical advice on which librarians can build. Success in developing a local history collection, however, will depend in part on the librarian's professional development; participation in library and archival organizations dedicated to the preservation and use of historical resources; familiarity with current historical, genealogical, and library-related literature; and exchange of ideas among colleagues and people in the community. Public librarians should get involved now, so that knowledge of North Carolina's past will not elude future generations.




Interesting exhibits, such as this one tracing the life and civic contributions of a Coca-Cola bottler, are useful in calling attention to the local history collection and its resources. *Photograph courtesy of Edgecombe County Memorial Library, Tarboro.*

Endnotes

1. Byron Dobell, "Local History Makes Good," *American Heritage* 37 (February-March 1986): 7.
2. Alice R. Cotten, "Collecting North Caroliniana," *North Carolina Libraries* 43 (Spring 1985): 29-31.
3. Census microfilm may be rented from the National Archives Microfilm Rental Program, P.O. Box 2940, Hyattsville, MD 20784 and the American Genealogical Lending Library, P.O. Box 244, Bountiful, Utah 84010.
4. Sources for Sanborn maps include the Library of Congress; the North Carolina Collection, Photographic Services Section, Wilson Library CB 3934, UNC-Chapel Hill, Chapel Hill, NC 27599; and Chadwyck-Healy, Inc., 1021 Prince Street, Alexandria, VA 22314.
5. The North Carolina Humanities Council (112 Foust Building, UNC-Greensboro, Greensboro, NC 27412-5001) is a potential source of funding for public programs that include the collection of oral history tapes. See Willa K. Baum, *Oral History for the Local Historical Society*, 3rd ed. (Nashville, TN: American Association for State and Local History, 1987); and Baum, *Transcribing and Editing Oral History* (Nashville, TN: American Association for State and Local History, 1977).
6. For a list of used and rare book dealers who frequently offer North Caroliniana, see Appendix.
7. Local history librarians will, of course, want to follow closely the development of the state documents depository system, authorized by the 1987 North Carolina General Assembly and to be operated by the State Library of North Carolina.
8. For additional information on indexing newspapers, see Thomas F. Armstrong and Janice C. Fennell, "Historical and Genealogical Gold Mine: An Index Project for a Small-Town Newspaper," *RQ* 22 (1982): 140-145; and John Newman and Patricia Richter, *Indexing Local Newspapers*, Technical Leaflet No. 107 (Nashville, TN: American Association for State and Local History, 1978).
9. The Durham Herald Company, publisher of the *Durham Morning Herald* and *Durham Sun*, in 1981 began producing *Ind-Ex*, a monthly name and subject index to its papers. Libraries can purchase its IBM software package for use in indexing local papers. For more information, write the company's library at P.O. Box 2092, Durham, NC 27702, or call (919) 682-8181, extension 305.
10. The Appendix contains addresses and telephone numbers of these organizations and a bibliography that includes some of their publications. The sections below that give suggestions for handling specific types of local history materials discuss appropriate supplies and equipment. A list of vendors is also included in the Appendix.
11. For simple instructions on how to clean and oil leather bindings, see Donald L. DeWitt and Carol Burlinson, *Leather Bookbindings: Preservation Techniques*, Technical Leaflet No. 98 (Nashville, TN: American Association for State and Local History, 1977).
12. For more information on containers for protecting books and other library materials, see Hedi Kyle, *Library Materials Preservation Manual: Practical Methods for Preserving Books, Pamphlets, and Other Printed Materials* (Bronxville, NY: Nicholas T. Smith, 1983).
13. Archival Products Company, P.O. Box 1413, Des Moines, IA 50305.
14. Such binders are available from Archival Products Company.
15. Most of the ideas in this section are discussed in greater detail in the following publications: Russell Castonguay, *A Comparative Guide to Classification Schemes for Local Government Documents Collections* (Westport, CT: Greenwood Press, 1984); and Yuri Nakata, Susan J. Smith, and William B. Ernst, Jr., *Organizing a Local Government Documents Collection* (Chicago: American Library Association, 1979).
16. American National Standards Institute (1430 Broadway, New York, NY 10018). Other organizations which have established microforms standards and specifications are the Association for Information and Image Management (1100 Wayne Avenue, Silver Spring, MD 20910); the National Bureau of Standards (Office of Standard Reference Materials, Washington, D.C. 20234); and the General Services Administration (Specification and Consumer Information Distribution Branch [3FRI], Washington Navy Yard, Building 197, Washington, D.C. 20407). All these organizations offer publications of their standards for sale.
17. A detailed discussion of the history of photographic images and the administration of photographic collections is beyond the scope of this issue. For additional information, see James M. Reilly, *Care and Administration of 19th-Century Photographic Prints* (Rochester, NY: Eastman Kodak Company, 1986); and Mary Lynn Ritzenthaler, Gerald J. Munoff, and Margery S. Long, *Archives and Manuscripts: Administration of Photographic Collections* (Chicago: Society of American Archivists, 1984), hereinafter referred to as Ritzenthaler, *Administration of Photographic Collections*. Most of this issue's discussion of photographs is based on these books.
18. Local history librarians reluctant to accept particularly valuable photographs may want to refer donors to statewide or regional repositories with established photographic collections.
19. Ritzenthaler, *Administration of Photographic Collections*, 117-119.
20. Elisabeth W. Betz's *Graphic Materials: Rules for Describing Original Items and Historical Collections* (Washington, D.C.: Library of Congress, 1982) provides excellent guidance for cataloging format. Subject headings can be found in *LC Thesaurus for Graphic Materials: Topical Subjects*, compiled by Elisabeth Betz Parker (Washington, D.C.: Library of Congress, 1987).
21. Mary Lynn Ritzenthaler, *Archives and Manuscripts: Conservation. A Manual on Physical Care and Management* (Chicago: Society of American Archivists, 1983), 46-47, hereinafter referred to as Ritzenthaler, *Archives and Manuscripts: Conservation*.
22. Ritzenthaler, *Archives and Manuscripts: Conservation*, 46.
23. "Guidelines for Establishing Local History Collections," *RQ* 19 (Fall 1979): 29-30.
24. The *Library Journal* publication *LJ Special Report #24, Volunteers in Libraries II*, contains helpful information on the use of volunteers, including chapters on administering programs and training. A set of seven microfiche, showing sample policy statements, forms, and job descriptions, is included with the publication. Also included are suggestions for assignments for volunteers.
25. Ann E. Pederson and Gail Farr Casterline, *Archives and Manuscripts: Public Programs* (Chicago: Society of American Archivists, 1982), 8.
26. For guidance on designing exhibits, see Gail Farr Casterline, *Archives and Manuscripts: Exhibits* (Chicago: Society of American Archivists, 1980); and Charles L. Baker, *Planning Exhibits: From Concept to Opening*, Technical Leaflet No. 137 (Nashville, TN: American Association for State and Local History, 1981).
27. Anita Gunn Shirley, *Grantseeking in North Carolina: A Guide to Foundation and Corporate Giving* (Raleigh: North Carolina Center for Public Policy Research, 1985), gives advice on grantseeking and detailed information about foundations.
28. A project planning packet can be ordered from the Council at 112 Foust Building, UNC-G, Greensboro, NC 27412-5001.

Bibliography

- Armstrong, Thomas F., and Janice C. Fennell. "Historical and Genealogical Gold Mine: An Index Project for a Small-Town Newspaper." *RQ* 22 (1982): 140-45.
- Baum, Willa K. *Oral History for the Local Historical Society*. 3rd ed. Nashville, Tenn.: American Association for State and Local History, 1987.
- Betz, Elisabeth W. *Graphic Materials: Rules for Describing Original Items and Historical Collections*. Washington, D.C.: Library of Congress, 1982.
- Bowler, Roberta, ed. *Local Public Library Administration*. Chicago: International City Managers' Association, 1964.
- Breivik, Patricia S., and E. Burr Gibson, eds. *Funding Alternatives for Libraries*. Chicago: American Library Association, 1979.
- Casterline, Gail Farr. *Archives and Manuscripts: Exhibits*. Chicago: Society of American Archivists, 1980.
- Castonguay, Russell. *A Comparative Guide to Classification Schemes for Local Government Documents Collections*. Westport, Conn.: Greenwood Press, 1984.
- Chickering, F. William, comp. "Preservation of Nonprint Materials in Working Collections: A Basic Bibliography." *SOLINET* Preservation Program Leaflet, no. 3. Atlanta: Southeastern Library Network, 1985.
- Coplan, Kate. *Effective Library Exhibits*. 2nd ed. Dobbs Ferry, N.Y.: Oceana Publications, 1974.
- Curley, Arthur, and Jana Varlejs. *Akers' Simple Library Cataloging*. 6th ed. Metuchen, N.J.: Scarecrow Press, 1977.
- DeWitt, Donald L., and Carol Burlinson. *Leather Bookbindings: Preservation Techniques*. Technical Leaflet, no. 98. Nashville, Tenn.: American Association for State and Local History, 1977.
- Dobell, Byron. "Local History Makes Good." *American Heritage* 37 (February-March 1986): 7.
- Fales, Susan L., and Michael A. Monahan. "Missing Links: Family History and the Documents Collection." *Government Publications Review* 14 (1987): 495-512.
- "Guidelines for Establishing Local History Collections." *RQ* 19 (Fall 1979): 29-30.
- Gwinn, Nancy E., ed. *Preservation Microfilming: A Guide for Librarians and Archivists*. Chicago: American Library Association, 1987.
- Hartman, Hedy A., comp. *Funding Sources and Technical Assistance for Museums and Historical Agencies*. Nashville, Tenn.: American Association for State and Local History, 1979.
- Jones, H. G. "Genealogical Research in the North Carolina Department of Archives and History." *North Carolina Libraries* 17 (October 1958): 48-51.
- Kyle, Hedi. *Library Materials Preservation Manual: Practical Methods for Preserving Books, Pamphlets, and Other Printed Materials*. Bronxville, N.Y.: Nicholas T. Smith, 1983.
- Miller, Marcia Muth. *Collecting and Using Local History*. Santa Fe, N.M.: New Mexico Research Library of the Southwest, 1971.
- Nakata, Yuri, Susan J. Smith, and William B. Ernst, Jr. *Organizing a Local Government Documents Collection*. Chicago: American Library Association, 1979.
- Newman, John, and Patricia Richter. *Indexing Local Newspapers*. Technical Leaflet, no. 107. Nashville, Tenn.: American Association for State and Local History, 1978.
- Nichols, Harold. *Local Studies Librarianship*. New York: K. G. Saur, 1979.
- Parker, J. Carlyle. *Library Service for Genealogists*. Detroit: Gale Research Co., 1981.
- Pederson, Ann E., and Gail Farr Casterline. *Archives and Manuscripts: Public Programs*. Chicago: Society of American Archivists, 1982.
- Ratner, Jane Faux. "Local History Collections: The Practical Problems." *Library Journal* 101 (November 1, 1976): 2231-2235.
- Reilly, James M. *Care and Administration of 19th-Century Photographic Prints*. Rochester, N.Y.: Eastman Kodak Company, 1986.
- Ritzenthaler, Mary Lynn. *Archives and Manuscripts: Conservation, A Manual on Physical Care and Management*. Chicago: Society of American Archivists, 1983.
- Ritzenthaler, Mary Lynn, Gerald J. Munoff, and Margery S. Long. *Archives and Manuscripts: Administration of Photographic Collections*. Chicago: Society of American Archivists, 1984.
- Robotham, John S., and Lydia La Fleur. *Library Programs: How to Select, Plan and Produce Them*. Metuchen, N.J.: Scarecrow Press, 1976.
- Rummel, Kathleen Kelly, and Esther Perica. *Persuasive Public Relations for Libraries*. Chicago: American Library Association, 1983.
- Sherman, Steve. *ABC's of Library Promotion*. 2nd ed. Metuchen, N.J.: Scarecrow Press, 1980.
- Thompson, Enid T. *Local History Collections: A Manual for Librarians*. Nashville, Tenn.: American Association for State and Local History, 1978.
- Warner, Alice Sizer. *Volunteers in Libraries II*. *Library Journal* Special Report No. 24. New York: Library Journal, 1983. 


SELA Conference Announced

Catch "The Creative Spirit" at the SELA/VLA annual conference in Norfolk, Virginia, October 26-29, 1988.

"The Creative Spirit: Writers, Words and Readers" will emphasize books and authors throughout the conference. Rita Mae Brown (*Rubyfruit Jungle, High Hearts*), Pat Conroy (*The Prince of Tides, The Lords of Discipline*), and Clyde Edgerton (*Raney, Walking Across Egypt*), accomplished at the spoken as well as the written word, will appear as conference speakers.

Preconferences will be held October 25-26. Preconference topics include telefacsimile, interviewing, the public library planning process, and organizational impact of integrated library systems.

The conference committee is planning tours of area attractions and libraries to give you a complete picture of Virginia hospitality. A special conference poster and t-shirt will be available for sale.

For information on conference programs, contact Patricia Thomas, Tidewater Community College/Chesapeake Campus Library, 1428 Cedar Road, Chesapeake, VA 23320. For other conference information, contact Harriet Henderson, Newport News Public Library System, 2400 Washington Avenue, Newport News, VA 23607. 

Local History/Genealogical Resources

Basic Reference Sources for Local History and Genealogy

- Black's Law Dictionary*. 5th ed. St. Paul, Minn.: West Publishing Company, 1979.
- Blosser, Susan S., and Clyde N. Wilson, Jr. *The Southern Historical Collection: A Guide to Manuscripts*. Chapel Hill: University of North Carolina Library, 1970.
- Cain, Barbara T., Ellen Z. McGrew, and Charles E. Morris, eds. *Guide to Private Manuscript Collections in the North Carolina State Archives*. 3rd rev. ed. Raleigh: North Carolina Division of Archives and History, 1981.
- The Compact Edition of the Oxford English Dictionary*. 2 vols. London: Oxford University Press, 1971.
- Corbitt, David L. *The Formation of the North Carolina Counties, 1663-1943*. 3rd printing, with supplementary data and corrections. Raleigh: North Carolina Division of Archives and History, 1975.
- Cumming, William P. *North Carolina in Maps*. Raleigh: North Carolina Division of Archives and History, 1985.
- Davis, Richard C., and Linda A. Miller, eds. *Guide to the Cataloged Collections in the Manuscript Department of the William R. Perkins Library, Duke University*. Santa Barbara, Calif.: ABC-Clio Press, 1980.
- Eakle, Arlene, and Johni Cerny. *The Source: A Guidebook of American Genealogy*. Salt Lake City, Utah: Ancestry Publishing Company, 1984.
- Gilmer, Lois C. *Genealogical Research and Resources: A Guide for Library Use*. Chicago: American Library Association, 1988.
- Hofmann, Margaret M. *Colony of North Carolina: Abstracts of Land Patents*. 2 vols. Vol. 1: 1735-1764; Vol. 2: 1765-1775. Weldon, N.C.: Roanoke News Company, 1982-1984.
- _____. *Province of North Carolina, 1663-1729: Abstracts of Land Patents*. Weldon, N.C.: Roanoke News Company, 1979.
- Johnson, Guion Griffis. *Ante-Bellum North Carolina: A Social History*. Chapel Hill: The University of North Carolina Press, 1937.
- Jones, Roger C., comp. *Guide to North Carolina Newspapers on Microfilm: Titles Available from the Division of Archives and History*. 6th ed. Raleigh: North Carolina Division of Archives and History, 1984.
- Leary, Helen F. M., and Maurice R. Stirewalt, eds. *North Carolina Research: Genealogy and Local History*. Raleigh: North Carolina Genealogical Society, 1980.
- Lefler, Hugh Talmage, and Albert Ray Newsome. *North Carolina: The History of a Southern State*. 3rd ed. Chapel Hill: The University of North Carolina Press, 1973.
- Library of Congress. Catalog Publications Division. *Newspapers in Microform: United States, 1948-1972*. Washington, D.C.: Library of Congress, 1973.
- _____. *Newspapers in Microform*. 1973—
- Mitchell, Thornton W. *North Carolina Wills: A Testator Index, 1665-1900*. 2 vols. Raleigh: T. W. Mitchell, 1987.
- _____. *Preliminary Guide to Records Relating to Blacks in the North Carolina State Archives*. Archives Information Circular, no. 17. Raleigh: North Carolina Division of Archives and History, 1980.
- North Carolina. Division of Archives and History. *Guide to Research Materials in the North Carolina State Archives, Section B: County Records*. 9th rev. ed. Raleigh: North Carolina Division of Archives and History, 1984.
- The North Carolina Genealogical Society Journal*. Raleigh: North Carolina Genealogical Society, 1975- . Quarterly.
- The North Carolina Historical Review*. Raleigh: North Carolina Division of Archives and History, 1924- . Quarterly.
- Powell, William S., ed. *Dictionary of North Carolina Biography*. Chapel Hill: The University of North Carolina Press, 1979- . 2 vols. to date.
- _____. *The North Carolina Gazetteer*. Chapel Hill: The University of North Carolina Press, 1968.

Sheehy, Eugene P. *Guide to Reference Books*. 10th ed. Chicago: American Library Association, 1986.

Schreiner-Yantis, Nettie, comp. *Genealogical and Local History Books in Print*. 2 vols. 4th ed. Springfield, Va.: Genealogical Books in Print, 1985.

Smith, Everard H. *The Southern Historical Collection: Supplementary Guide to Manuscripts, 1970-1975*. Chapel Hill: University of North Carolina Library, 1976.

Stevenson, George, comp. *North Carolina Local History: A Select Bibliography*. Raleigh: North Carolina Division of Archives and History, 1984.

_____. *A Select Bibliography for Genealogical Research in North Carolina*. Rev. ed. Archives Information Circular, no. 10. Raleigh: North Carolina Division of Archives and History, 1980.

Thornton, Mary Lindsay, comp. *A Bibliography of North Carolina, 1589-1956*. 1958. Reprint. Westport, Conn.: Greenwood Press, 1973.

Sources for Publications and Technical Advice on Conservation, Archival, and Museum Procedures

American Association for State and Local History
172 Second Avenue, North—Suite 102
Nashville, Tenn. 37201
(615) 255-2971

American Association of Museums
1055 Thomas Jefferson Street, N.W.
Washington, D.C. 20007
(202) 338-5300

American National Standards Institute
1430 Broadway
New York, N.Y. 10018
(212) 354-3300

Association for Information and Image Management
1100 Wayne Avenue—Suite 1100
Silver Spring, Md. 20910
(301) 587-8202

National Bureau of Standards
Office of Standard Reference Materials
Washington, D.C. 20234
(301) 921-1000

North Carolina Division of Archives and History
109 East Jones Street
Raleigh, N.C. 27611
(919) 733-7305

Society of North Carolina Archivists
P.O. Box 20448
Raleigh, N.C. 27619

Society of American Archivists
600 South Federal Street—Suite 504
Chicago, Ill. 60605
(312) 922-0140

SOLINET (Southeastern Library Network)
1201 Peachtree Street, N.E. (400 Colony Square)
Atlanta, Ga. 30361
(404) 892-0943

Some Sources of Conservation/Preservation Supplies and Equipment

American Freeze-Dry, Inc.
411 White Horse Pike
Audubon, N.J. 08106
(609) 546-0777
disaster recovery services

Archival Products
P.O. Box 1413
Des Moines, Iowa 50305
(800) 247-5323
brittle book replacement & pamphlet binders

Bookmakers
2025 Eye Street, N.W., Room 307
Washington, D.C. 20006
(202) 296-6613
general

Conservation Resources International
8000-H Forbes Place
Springfield, Va. 22151
(703) 321-7730
general & photographic storage

DEMCO
P.O. Box 7488
Madison, Wis. 53707
(800) 356-1200
general

Gane Brothers & Lane, Inc.
1400 Greenleaf Avenue
Elk Grove Village, Ill. 60007
(312) 593-3360

book press

Gaylord Brothers, Inc.
P.O. Box 4901
Syracuse, N.Y. 13221-4901
(800) 634-6307

general

Hollinger Corporation
P.O. Box 6185
Arlington, Va. 22206
(703) 671-6600

general & photographic storage

Light Impressions
439 Monroe Avenue
Rochester, N.Y. 14607-3717
(800) 828-6216

general & photographic storage

Pohlig Brothers, Inc.
P.O. Box 8069
Richmond, Va. 23223
(804) 644-7824

paper supplies

Process Materials Corporation
301 Veterans Boulevard
Rutherford, N.J. 07070
(201) 935-2900

general

Robert Jacobson: Design
P.O. Box 8909
Moscow, Idaho 83843
(208) 882-3749

preservation

TALAS—Technical Library Service
213 West 35th Street
New York, N.Y. 10001-1966
(212) 736-7744

general & leather binding supplies

University Products, Inc.
P.O. Box 101
Holyoke, Mass. 01041
(800) 628-1912

general

Wei T'o Associates, Inc.
P.O. Drawer 40
Matteson, Ill. 60443
(312) 747-6660

deacidification supplies & equipment
book dryer/exterminator

Used and Rare Book Dealers

Book Exchange
107 West Chapel Hill Street
Durham, N.C. 27701
(919) 682-4662

Book Mart
7 Biltmore Plaza
P.O. Box 5094
Asheville, N.C. 28803
(704) 274-2241

Bookshop
400 West Franklin Street
Chapel Hill, N.C. 27514
(919) 942-5178

Broadfoot Publishing Company
Route 4, Box 508-C
Wilmington, N.C. 28405
(919) 686-4379

Broadfoot's of Wendell
6624 Robertson Pond Road
Wendell, N.C. 27591-9506
(919) 365-6963

Browsery
547 South Mendenhall Street
Greensboro, N.C. 27403
(919) 273-7259

Captain's Bookshelf
26½ Battery Park Avenue
Asheville, N.C. 28801
(704) 253-6631

Carolina Bookshop
1601 East Independence Boulevard
Charlotte, N.C. 28205
(704) 375-7305

Chapel Hill Rare Books
P.O. Box 456
Carrboro, N.C. 27510
(919) 929-8351

Grandpa's House
Route 1, Box 208
Troy, N.C. 27371
(919) 572-3484

Lovett and Lovett Booksellers
110 North Hawthorne Road
Winston-Salem, N.C. 27104
(919) 722-5499

McNeal Gallery
1626 East Boulevard
Charlotte, N.C. 28203
(704) 333-9201

McNeill's
2 NCNB Plaza
Charlotte, N.C. 28202
(704) 377-5331
(leather and antique only)

Reader's Corner
3201 Hillsborough Street
Raleigh, N.C. 27607
(919) 828-7024

L & T Respress Books
Brightleaf Square
P.O. Box 51535
Durham, N.C. 27717-1535
(919) 688-531 *(store)*; 489-8135 *(catalog sales)*

Stevens Book Shop
P.O. Box 71
Wake Forest, N.C. 27587
(919) 556-3830

H.E. Turlington Books
P.O. Box 146
Pittsboro, N.C. 27312
(919) 542-3403

Wentworth & Leggett Books
905 West Main Street
Durham, N.C. 27701
(919) 688-5311

Genealogical Book Publishers


Ancestry, Inc.
P.O. Box 476
Salt Lake City, Utah 84110-0476
(800) 531-1790

Genealogical Publishing Company
1001 North Calvert Street
Baltimore, Md. 21202
(301) 837-8271

Genealogical Books in Print
6818 Lois Drive
Springfield, Va. 22150
(703) 971-5877

Reprint Company
P.O. Box 5401
Spartanburg, S.C. 29304
(803) 852-0732

Southern Historical Press
P.O. Box 738
Easley, S.C. 29641-0738
(803) 859-2346



Have a question? Call the library!



North Carolina Books

Robert Anthony, Compiler

✓ Melton A. McLaurin. **Separate Pasts: Growing Up White in the Segregated South.** Athens: University of Georgia Press, 1987. 164 pp. \$13.95. ISBN 0-8203-0943-5.

Melton McLaurin, professor and chairman of the history department at the University of North Carolina at Wilmington, is the author of several books and articles on southern history. In those works, he has been the detached observer reporting and analyzing the lives of other people. In **Separate Pasts**, however, he departs from this role and chronicles his own life growing up during the 1950s in Wade, North Carolina, a small town near Fayetteville. As a youth, McLaurin thought Wade was typically American; as a historian, he understands that it was instead "an almost perfect microcosm of the rural and small-town segregated South."

From early adolescence until he entered East Carolina College, McLaurin regularly worked in his grandfather's store. There he met and interacted with a cross section of the black community, and there the inadequacies of the segregationist system became most apparent to him. His chief instructor was Street, a black Jehovah's Witness preacher who sparked an "intellectual revolution" in the young boy with his irrespressible desire to learn, to question, and to impart his faith. From others he learned that the paternalism of his grandfather, one of Wade's "best whites," was not uniformly appreciated; that racism was a barrier that prevented people from sharing common concerns; and that the legacy of guilt was not easily resolved.

McLaurin has done a thorough job re-creating the atmosphere of a sleepy small town poised unwittingly on the brink of change. He balances the need to be critical of the town's racial and economic mores with understanding for the conditions under which those mores developed and from which most townspeople could not escape until challenged by outside forces.

The book is well written and can be read on several levels. For those who lived through the 1950s, it will evoke memories of those times; for historians, it can serve as another, albeit subjective, measure of the costs of segregation; and

for high school students, it may be more suited to helping them understand the reasons why the civil rights movement was needed than textbook accounts of the period.

Robin Brabham, University of North Carolina at Charlotte

• Benjamin Swalin. **Hard Circus Road: The Odyssey of the North Carolina Symphony.** Raleigh: The North Carolina Symphony Society, Inc. (P.O. Box 28026, Raleigh, N.C. 27611), 1987. 158 pp. \$24.95, plus \$2.50 postage and handling.

Many years before he wrote his history of the North Carolina Symphony, Benjamin Swalin had chosen his title. One day, while the symphony was visiting a small town, a little girl referred to the "hard circus road" that passed by her house. The symphony had traveled miles and miles over hard surface roads to bring their music to all sections of North Carolina. In his odyssey of the North Carolina Symphony, Swalin tells the story of the building of that symphony from its foundation in 1932 through the meeting of the Ford Foundation Challenge grant in 1971.

Benjamin Swalin and his wife, Maxine, came to the University of North Carolina in the summer of 1935, when he was appointed to teach in the summer session. Originally from Minnesota, Swalin studied violin at Juilliard and earned his doctorate from the University of Vienna. During their first year in Chapel Hill, Maxine went to Radcliffe to work on her master's degree in music. Together, they formed a partnership that kept the North Carolina Symphony moving forward throughout its formative years.

The original idea for a state orchestra came from flutist and composer Lamar Stringfield who, in 1931, had founded the Institute of Folk Music at the University of North Carolina. The North Carolina Symphony Society was incorporated December 31, 1932, and Joseph Hyde Pratt was the society's first president. The first concert was given May 14, 1932, in Chapel Hill.

From the beginning, the orchestra included at least one work by an American composer in each concert. In 1934, the orchestra was awarded a grant from the Emergency Relief Administra-

tion. Difficulties with federal funding arose when the support program was transferred to the Works Progress Administration. This made it impossible for the original orchestra to continue, but Benjamin Swalin began working on reviving the symphony in 1937. Finally, on March 16, 1940, the renewed orchestra gave its first concert in Raleigh. The orchestra owes its rebirth to the enthusiastic support of people like Paul Green and Mrs. Athol C. Burnham, who promoted membership drives all over North Carolina.

Financing the orchestra was a constant challenge. At first the musicians were paid small honoraria. In 1943, the North Carolina legislature passed the "horn-tootin' bill" giving the orchestra its first state support and making it the first symphony orchestra to receive a recurring state appropriation. Along with the appropriation from the North Carolina legislature, the backbone of financial support was the sale of individual memberships across the state, and, in 1961, a symphony ball was begun as a fund-raising event. In 1966, the symphony was chosen as the recipient of a Ford Foundation Challenge grant, receiving \$50,000 per year for five years while raising \$750,000.

The musicians faced other problems as well. They were scattered across the state, and finding a convenient place to rehearse was impossible. Consequently rehearsals were held immediately before concerts were played, or small regional groups would gather to rehearse. The lack of a permanent home was finally resolved in 1975 when the symphony became headquartered in Raleigh.

Nevertheless, the symphony was faithful to its goal of bringing music to all sections of the state. In 1946, young adult as well as adult auditions for soloists were begun, and the Edward B. Benjamin Award for a composition of restful and reposeful music was instituted. Especially important was the program to bring music to the schoolchildren of North Carolina. Adeline McCall developed the program for use in the schools, including teachers' guides and workshops. Each concert included two songs for the children to learn and sing with the symphony. Between 1946 and 1971 the symphony traveled 201,909 miles and gave 1,706 free concerts for 3,356,694 schoolchildren. Swalin describes the adventures of life on the road, with varying accommodations and problems with concert facilities, including occasional surprise appearances by stray dogs.

Benjamin Swalin's **Hard Circus Road** is more than a history of the North Carolina Symphony. It is a memoir of a career spent bringing music to all

of the people of North Carolina. Swalin's warmth and enthusiasm is evident throughout. The book concluded with appendixes listing members of the original orchestra, presidents of the symphony society, and other useful information. The book is illustrated with attractive black and white photographs. **Hard Circus Road** would be a useful addition to all library collections.

Anne Berkley, Durham County Library

✓ Wade T. Batson. **Wild Flowers in the Carolinas**. Columbia: University of South Carolina Press, 1987. 153 pp. \$24.95. ISBN 0-87249-504-3 (cloth); \$11.95. 0-87249-505-1 (paper).

Oscar W. Gupton and Fred C. Swope. **Fall Wildflowers of the Blue Ridge and Great Smoky Mountains**. Charlottesville: University Press of Virginia, 1987. 208 pp. \$12.95. ISBN 0-8139-1123-0.

It is hard not to love wildflower books—especially if they document the region's flora and will probably turn a profit for their university press publishers. But just as university presses offer academic fare of uneven quality, wildflower books are not all equally useful or even pleasing to the casual naturalist.

Wild Flowers in the Carolinas embodies an earlier approach to the genre. Like the twenty-year-old *Wild Flowers of North Carolina* by William S. Justice and C. Ritchie Bell (Chapel Hill: University of North Carolina Press, 1968; reprinted 1987; ISBN 0-8078-4192-7), it is organized by plant families. Justice and Bell's work follows the order presented in the *Manual of the Vascular Flora of the Carolinas* (A. E. Radford, H. E. Ahles, and C. Ritchie Bell, Chapel Hill: University of North Carolina Press, 1968), with entries keyed to that work for those seeking a detailed technical description. Batson's work apparently uses the *Manual* as a model, but without citing it. The organization by plant families is botanically defensible but difficult for the uninitiated to use for quick identification of an unknown plant. By comparison, excellent works like the *Audubon Society's Field Guide to North American Wildflowers: Eastern Region* (William A. Niering and Nancy C. Olmstead, New York: Alfred A. Knopf, 1979) are organized visually—by flower color and form—and are much easier to consult. The photographs are keyed to plant descriptions, organized by family.

One can easily forgive authors who published a generation ago when the genre was less sophisticated. And despite its age and inconvenient

North Carolina Books

organization, Justice and Bell's work is superior to Batson's. Both guides are selective, the earlier offering four hundred plant descriptions, each with a color photograph. The recent work includes more than five hundred descriptions (some brief) but only two hundred color photos. The photographs sometimes lack the clarity and detail in the Justice-Bell work—a serious deficiency for the reader who depends heavily on visual evidence for identification. Wade T. Batson, distinguished emeritus professor of biology at the University of South Carolina, provides a brief (three-plus pages), a glossary of botanical terms, and drawings of flower parts, the latter inferior to Justice and Bell, and inexplicably repetitive (xi-xii). Justice and Bell's introduction is fuller and more informative.

In a modest way, **Wild Flowers in the Carolinas** is useful and attractive. Each entry includes the common and scientific plant name; a physical description, including flowers or fruit; habitat; blooming period; and range. Libraries not concerned about duplicating *Wild Flowers of North Carolina* will want it.

Fall Wildflowers sparkles by comparison. Following the example of the Audubon Field Guides, its entries are grouped by fruit color and (uniquely, I believe) organized by order of bloom. Beautifully detailed full-page color photographs accompany its one hundred entries. Entries are a page long and include physical description in non-technical terms (no glossary is needed), as well as the plant's medicinal or culinary value or poisonous nature. Within entries, information on related species is included, expanding coverage to 224 species. Gupton and Swope, members of the department of biology, Virginia Military Institute, and their colleagues at the University Press of Virginia have produced an attractive, well-written volume which belongs in regional natural history collections serving non-specialists. It would be a good companion on a fall hike, and belongs on your gift list come Christmas time.

Marcella Grendler, University of North Carolina at Chapel Hill

Clarence Poe and Charles Aycock Poe. **Poe-Pourri: A North Carolina Cavalcade**. Dallas, Tex: Taylor Publishing Co., 1987. 157 pp. \$11.95. ISBN 0-9618716-0-1.

The Poes, father and son, have succeeded in compiling a lively and unusual collection of vignettes concerning North Carolina. It is a veritable hodge-podge of stories, ranging in subject matter from a biographical sketch of Sir Walter

Raleigh to a discussion of nature and country life in North Carolina. Written in an entertaining as well as an informative style, this volume is destined to take the reader on a picturesque jaunt through time and place. The sketches contained herein provide satisfying and sometimes illuminating glimpses into the lives of some notable people and into the backgrounds of several customs and incidents that have significance in North Carolina.

Those readers already familiar with the life of Sir Walter Raleigh or of Dolley Madison will discover that the Poes, while adding no new information, present their material with a fresh, oftentimes amusing, viewpoint. The authors' solidly researched treatments of these famous figures should give those readers not already acquainted with the glamorous Dolley or with the illustrious career of Raleigh, a pleasurable reading experience. The chapters regarding Washington Duke and Margaret Haulee's experiences among the Indians are particularly well done and enlightening.

The episode entitled "My Three Years as a Shawnee Captive," detailing the adventures of a courageous frontier woman named Margaret Hanley Haulee at the hands of marauding Indians in western Virginia, makes for fascinating reading. Mrs. Haulee, some years after her ordeal, dictated the story of her captivity to a granddaughter, describing life in a Shawnee Indian town near the Ohio River. Her vivid recollections included witnessing what the Indians referred to as a "welcoming," which involved captives being forced to run a gauntlet comprised of Indians armed with clubs and switches, and enduring every blow inflicted upon them. Mrs. Haulee, who had so recently seen her husband fatally shot and her child murdered, was not required to undergo this torture, due to the "compassion of the chief." After three long years of living with the Indians, Mrs. Haulee was redeemed and taken to Pittsburgh; from there, she returned to Virginia. She later married Michael Erskine, and they became the great-great-grandparents of future North Carolina governor J.C.B. Ehringhaus. Margaret Haulee Erskine died at the ripe old age of ninety-two.

Clarence Poe's sketch of Washington Duke presents a clear portrait of a man who grew up in Orange County, North Carolina, with nothing, yet by the end of his life was one of the United States' wealthiest industrialists. In concise language, and utilizing excerpts from Duke's own writing, Poe describes the Duke family's post-Civil War rise in the tobacco industry. Through this vignette, the

reader is made aware of several facets of Duke's personal character, of his ideas and thoughts on business and manufacturing, of his connection with Trinity College (Duke University), and of his charitable works. He is shown as a shining example of industry and thrift. "Do honest work for your honest dollar ..." he advocated throughout his life.

The Poes have written a volume that provides good browsing pleasure. With its light-hearted, easy-to-read style, appropriate and clearly reproduced photographs, and wide variety of topics, it has something for everyone. While this work contains scattered references to source materials and a good index, it does not provide bibliographies which would have been helpful to a reader desiring further information. **Poe-Pourri: A North Carolina Cavalcade** should be regarded as a source of entertaining anecdotes of North Carolina, and it should be considered suitable for all public libraries.

Mike Shoop, Robeson County Public Library

Alice Elizabeth Reagan. **North Carolina State University: A Narrative History**. Raleigh: North Carolina State University Alumni Association (Box 7503, NCSU, Raleigh, N.C. 27695-7503), 1987. 285 pp. \$25.00.

Alice Elizabeth Reagan chronicles the history of North Carolina State University from its founding days as an agricultural and technical school until 1982 in a tightly written text of 224 pages. The first chapter of the book provides a brief background concerning the development of agricultural education in the depressed post-Civil War economy of the South.

In 1887, the state legislature, lobbied by progressives, established a college where practical agricultural and mechanical subjects could be taught. The bill authorizing the establishment of the school was fought bitterly by the University of North Carolina since it feared competition and loss of funding. This jealousy continues into the 1980s.

The curriculum of the young school was developed carefully so that it would not compete with the liberal arts programs offered at Chapel Hill. Progressive educators urged that the curriculum be expanded and more emphasis placed on scientific and technical education rather than manual labor. The curriculum was also interwoven with the industrial development of the state. Programs in textiles, furniture, wood pulp, forestry, and engineering became the foundations of the school.

The author places the institutional history in the context of national events and major trends in education. The school mobilized during the

Join NCLA

To enroll as a member of the association or to renew your membership, check the appropriate type of membership and the sections or round tables which you wish to join. NCLA membership entitles you to membership in one of the sections or round tables shown below at no extra cost. For each additional section, add \$7.00 to your regular dues.

Return the form below along with your check or money order made payable to North Carolina Library Association. All memberships are for two calendar years. If you enroll during the last quarter of a year, membership will cover the next two years.

NORTH CAROLINA LIBRARY ASSOCIATION

New membership Renewal Membership no.

Name _____
First Middle Last

Position _____

Business Address _____

City or Town _____ State _____ Zip Code _____

Mailing Address (if different from above) _____

CHECK TYPE OF DUES:

- FULL-TIME LIBRARY SCHOOL STUDENTS
 (one biennium only) \$15.00
- RETIRED LIBRARIANS \$20.00
- NON-LIBRARY PERSONNEL:
 (a) Trustees; (b) "Friends of Libraries" members;
 (c) Non-salaried \$25.00
- LIBRARY PERSONNEL
- Earning up to \$15,000 \$25.00
- Earning \$15,001 to \$25,000 \$40.00
- Earning \$25,001 to \$35,000 \$50.00
- Earning \$35,001 and above \$60.00
- INSTITUTIONAL (Libraries and library/
 education-related businesses \$75.00
- CONTRIBUTING (Individuals, associations, firms, etc.
 interested in the work of NCLA) \$100.00

CHECK SECTIONS: (one included in basic dues; each additional section \$7.00)

- Children's
- College & Univ.
- Comm. & Jr. College
- Documents
- Ethnic Minority Concerns Round Table
- Jr. Members Round Table
- NCASL (School)
- Public
- Ref. & Adult
- RTS (Res.-Tech.)
- Trustees
- Women's Round Table

Mail to: Nancy Fogarty, Treasurer, NCLA,
 P.O. Box 4266, Greensboro, NC 27404

North Carolina Books

World Wars, and it quickly expanded in the 1920s as progressives urged increasing educational opportunities. In the 1920s, the curriculum grew to include ceramic, chemical, and agricultural engineering. The education, forestry, and graduate schools were also established during this decade, and the first doctoral degrees in rural sociology were awarded.

The depression brought most land grant institutions near the brink of financial disaster, with heavy cuts in salaries and facilities. It also brought the establishment of the consolidated university system in North Carolina, with bitter fights over curriculum areas between North Carolina State and the University of North Carolina. The New Deal, however, also created new programs and expanded research.


Enrollment exploded after World War II as mature veterans returning to campus created crowded conditions and demanded more student participation in student affairs. During the peak year of 1947, over four thousand veterans attended North Carolina State.

As graduate programs grew, the administration had difficulty persuading consolidated university officials of the need to develop additional programs. One of the most successful programs was headed up by Clifford K. Beck of the Manhattan Project. North Carolina State was the first institution to have a nuclear reactor outside the jurisdiction of the Atomic Energy Commission. The nuclear, chemical, electrical, civil, mechanical, and ceramic engineering programs continued to grow during the 1950s. This decade also saw the establishment of the Research Triangle Institute, with North Carolina State, the University of North Carolina at Chapel Hill, and Duke University providing support for the development of an industrial research complex.

The 1960s were turbulent times as protests concerning racial integration and the Vietnam War divided the university. Student enrollment grew rapidly, and the physical campus was enlarged. State also developed a full liberal arts program, and student rules were liberalized. Research, grant, and foundation support expanded, and the Research Triangle attracted new science- and medicine-related industries.

In 1971 all fifteen state universities were merged into a single system, with considerable power residing in a central board of governors. The turbulence of the previous two decades subsided, and State underwent another period of sustained growth.

Reagan's volume compresses almost one hundred years of university history into a brief,



go for it!
use your library

well-written volume, which includes a sound bibliography. The book does, however, lack feeling. By comparison, after reading a similar history of East Carolina University, a reader has a definite feeling and admiration for Robert Wright and Leo Jenkins, the two men who most shaped that school. The reader of Reagan's book also does not learn much about student life during the various stages of State's development.

The photographs for the volume are typical head shots of administrators. These could have been supplemented by visuals showing student life, without duplicating an earlier N.C. State pictorial history.

Academic libraries, nevertheless, should consider purchasing this book because of its sound research, and public libraries will find the volume of interest to State alumni.

Morgan J. Barclay, East Carolina University

Jan DeBlieu. **Hatteras Journal**. Golden, Colo.: Fulcrum, Inc., 1987. 181 pp. \$15.95. ISBN 1-55591-010-6.

In 1985, author DeBlieu moved to the Outer Banks and took up residence in Rodanthe on Hatteras Island. She kept a journal as she studied the natural history, ecology, flora and fauna which populate Hatteras. This lovely book is the result.

The book opens with a fierce storm. DeBlieu writes about the history and background of the island as she waits for the nor'easter to blow through. This is a fitting analogy for the precarious life one must live on Hatteras, "little more than well-developed shoals colonized by a few hardy species of plants." Much of the book deals with stories of the fiercely independent and self-reliant people who inhabit this island. We read about the shipwrecks and lifesaving crews of old, the women who hand-tied fishing nets, and we learn about today's watermen, storekeepers, meteorologists, and wildlife researchers.

Environmental concerns feature prominently in this book. DeBlieu takes us to Pea Island National Wildlife Refuge to count nesting tern eggs. We also learn how a craze for feathers in the millinery trade of the 1870s depleted flocks of the lovely egrets, herons, and terns. We travel south to Bald Head to observe the endangered loggerhead turtles crawl up the beach to lay a clutch of eggs, which volunteers will immediately move to safer ground. DeBlieu addresses the chronic reality of beach erosion and human attempts to thwart it. She notes the price Hatteras is paying for com-

mercial development, both on the island and farther inland. Logging for pulpwood and draining swamps for farmland affects water run-off, which affects salinity in the sound, which in turn jeopardizes wildlife. Construction of beach resorts and exclusive homes will render the traditional Outer Banks lifestyle obsolete and quaint.

This eminently readable book will appeal not only to armchair travelers and vacationers who love the Outer Banks, but it will also serve students of ecology, conservation, natural history, and wildlife. It is recommended for high school, college, and public libraries, and special North Carolina collections. Index, map, and bibliography appended.

Patrice Ebert, Public Library of Charlotte and Mecklenburg County

Jacqueline Burgin Painter. **The Season of Dorland-Bell: History of an Appalachian Mission School**. Asheville: Biltmore Press (Orders to Author, 12 Jones Street, Sylva, N.C. 28779), 1987. 304 pp. \$24.95 (cloth); \$18.50, plus \$1.25 postage and handling (paper).

Ms. Painter's first book is a good read and a valuable addition to the history of Hot Springs, Madison County, and of Presbyterian mission schools in western North Carolina. The Dorland-Bell school, started by Luke Dorland and taken over by the Board of Home Missions of the Presbyterian Church, USA, educated western North Carolina girls from 1887 to 1942 and boys until 1926. Jacqueline Painter, whose father was a student at Dorland-Bell, has written a fascinating history of the school, the missionaries, the students, and their families. A picture emerges of the town of Hot Springs, a fashionable resort surrounded by rural mountain communities, before public schools existed in the area, and of the changes with the arrival of schools and roads.

Dorland started as an elementary school with many students in their teens since there had been no schools in the county. When public schools were established for the lower grades, Dorland-Bell became a high school. In the early years, students were taught reading, writing, arithmetic, Bible, agriculture, domestic arts, and nursing. Natural science was taught using local flora and fauna. Study was made as interesting as possible to encourage students to stay at the school, but those who used tobacco or whiskey were sent home.

The missionary teachers were hardworking and demanded hard work from their pupils. They

North Carolina Books

were concerned that the young people in their charge follow their concept of a moral social life, yet they valued opportunities for fun. For example, the Christmas program with Santa Claus, toys, and a Christmas tree was so important that in 1903, when smallpox closed the school for December, the gift giving was done in February by St. Valentine. Commencement exercises were a time for families to gather, spend the night, and enjoy the program and party atmosphere. Women and some of the men were housed in the school; others slept in their wagons.

Julia Phillips, headmistress (1887-1914), showed understanding of the local barter economy, wisely trading clothes from "mission barrels" for school provisions. This encouraged the development of a market for farmers and craft workers and gave them added incentive to increase production, thereby improving living standards. Julia Phillips pioneered; Lucy Shafer, proving to be a capable teacher and administrator, (1914-1923) expanded the campus and carried on the farm. Lindsay Hadley, as superintendent from 1923 to 1926, relaxed social restrictions. Ruth Taylor (1927-1942) kept the school afloat during the Depression and financial problems at the Presbyterian Board. When rumors came that Dorland-Bell might be closed, she courageously waged a campaign to raise funds and publicize the need for the school while stretching the food budget until the decision to close was final.

The book contains numerous photos of students and an appendix which lists students and staff and gives short histories of county families. It also includes a catalogue from the Bell Institute at Walnut.

It is good to read the story of a mission school from the viewpoint of a member of a western North Carolina family, an author who shows the strengths and errors of the missionaries and their need for help from local people. Although a bibliography of the many sources Ms. Painter refers to in the book and an index would have been useful additions, **The Season of Dorland-Bell** is appropriate for libraries collecting material on western North Carolina, missions, and women's history.

Barbara Hempleman, Warren Wilson College

go for it!
use your library

John Lane Idol, Jr. **A Thomas Wolfe Companion**. Westport, Conn.: Greenwood Press, 1987. 205 pp. \$37.50. ISBN 0-313-23829-4.

John Idol, professor of English at Clemson University, provides in this short volume an extremely useful guide to the life and writings of Thomas Wolfe. Though designed for those who are just beginning to read Wolfe, this book doubtless will be bought and used often by Wolfe devotees as well.

The book includes a chronology of Wolfe's life; a bibliography of his published writings; and short chapters on his life, themes in his writings, his editors, and his critics. About forty pages are devoted to a descriptive and analytic bibliography of the works. For each work, Idol provides standard bibliographic information, a statement about current availability, and comments on structure, themes, symbols, and critical reception. Idol's essays are not meant to be exhaustive, so he suggests appropriate sources of further information. A glossary of character and place names is helpful to both the beginner, who is not quite sure who Esther Jack is, and to those more experienced readers who simply want to check a minor place name. Appendixes include a brief but useful listing of sources of information about Wolfe and an annotated bibliography of secondary works. There is an index.

A Thomas Wolfe Companion brings together basic information about Wolfe's life and work and will indeed become a companion to anyone reading Wolfe. As one who deals continually with materials by and about Wolfe, I welcome this new reference guide. It is well done, and it was needed. This book would be an appropriate addition to school libraries serving sixth grade and above and to all Tar Heel public and academic libraries.

Alice R. Cotten, University of North Carolina at Chapel Hill.

Other Publications of Interest

Sir Walter Raleigh, best known to Tar Heels for his role in organizing English colonizing efforts along what is now the North Carolina coast, was a multifaceted man. Soldier, sailor, courtier, politician, poet, historian, as well as explorer, he has long fascinated students of Elizabethan English history and culture. **Sir Walter Raleigh, an Annotated Bibliography**, compiled by Christopher M. Armitage (University of North Carolina Press, 1987, 236 pp., \$14.95, ISBN 0-8078-1757-0, cloth), provides clear proof of that continuing interest. This exhaustive annotated bibliography contains


approximately two thousand items arranged into chapters—i.e., works written by or attributed to Raleigh, biographies of him, and treatments of Raleigh in painting, music, fiction, and poetry. There is also an index to the entries by author or selected topic.

The University of North Carolina Press has also recently published **A Guide to Ocean Dune Plants Common to North Carolina**, written and illustrated by E. Jean Wilson Kraus (1988, 72 pp., \$4.50, ISBN 0-8078-4212-5, paper). After a short discussion of the ocean dune environment and how certain plants can survive there, the author gives brief descriptions and other facts about, plus illustrations to help identify, more than fifty trees, shrubs, vines, herbs, and grasses.

Although published some time ago, **The History of the Piedmont League (1920-1955)**, by David F. Chrisman, is still available for purchase (Author, 717 Milford Mill Road, Pikesville, Md. 21208, 226 pp., \$10.95, paper). Initially a North Carolina-dominated circuit, the league at various times included as member cities Asheville, Charlotte, Durham, Greensboro, Henderson, High Point, Raleigh, Rocky Mount, Salisbury, Wilmington, and Winston-Salem. Chrisman describes pennant races and star athletes, batting averages and team locations and relocations, and concludes with eleven pages of statistics on teams and individual players.

The Historical Publications Section of the North Carolina Division of Archives and History (109 E. Jones Street, Raleigh, N.C. 27611) has recently released **Addresses and Public Papers of James Baxter Hunt, Jr., Governor of North Carolina, Vol. II, 1981-1985**. This 745-page volume, the latest in the Division's series of governors' documentaries that began with Thomas W. Bickett (1917-1921), covers Hunt's second term. It includes his inaugural address, messages to the General Assembly, selected speeches and statements, and a roster of executive orders. Also included is a register of political appointments for both Hunt terms. Libraries may request copies at no charge, but are asked to submit \$2.00 for mailing costs.

As part of its Young Authors Project, the North Carolina Council of the International Reading Association this past winter gathered eight thousand recipes and stories and poems about food from schoolchildren across the state. Selecting the works of about two hundred fifty young

authors and illustrators, the Council then produced **Seasoned with Love: Stories, Poems, and Recipes with that Tar Heel Flavor** (Orders to Cris Crissman, Central Regional Education Center, 2431 Crabtree Blvd., Raleigh, N.C. 27604, 1988, 74 pp., \$8.00, plus \$1.00 postage, paper). Recipes range from catfish stew to "creamed monkey meat on toast" and, along with the stories and poems, offer a sample not only of Tar Heel cuisine, but also of the humor, legends, and loving ties between generations that characterize the people of the state. 

Honorary and Life Membership in NCLA

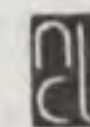
The 1988-1989 Honorary and Life Membership Committee requests your recommendations for persons you consider worthy to be honorary or life members of NCLA. Suggestions should be accompanied by a biographical sketch, including contributions to libraries or librarianship. These suggestions should be sent to the Committee Chairperson by January 31, 1989.

The NCLA by-laws provide for the Honorary and Life Membership Committee to seek suggestions from all members and to recommend names for these honors to the Executive Board at the Spring Workshop prior to the Conference.

Criteria for selection are as follows:

1. Honorary memberships may be given to non-librarians in the State who have rendered important services to the library interests of North Carolina. Honorary memberships should be given at a time considered appropriate in relation to the contribution made.
2. Life memberships may be given to librarians who have served as members of the North Carolina Library Association and who have made noteworthy contributions to librarianship in the State. These memberships are limited to librarians who have retired.
3. Contributions of both groups should have been beyond the local level.

Please send your recommendations to:

Waltrene Canada, Chair
 Honorary and Life Membership Committee
 F. D. Bluford Library
 NC A&T State University
 1601 E. Market Street
 Greensboro, NC 27411 

NCLA Minutes

North Carolina Library Association Minutes of the Executive Board

January 22, 1988

Barbara L. Anderson
Barbara Baker
Frances Bradburn
Doris Anne Bradley
Nelda G. Caddell
Geneva Chavis
Kenneth Crysel
David Fergusson
Nancy Fogarty
Ray Frankle
Janet Freeman
Irene P. Hairston
Patsy Hansel
Patricia Langelier

Mary McAfee
Howard McGinn
Gloria Miller
Pauline Myrick
Caroline Shepard
Frank Sinclair
Martha Smith
Carol Southerland
Ann Thigpen
Jerry Thrasher
Harry Tuchmayer
Jane Williams
Kieth Wright

The Executive Board of the North Carolina Library Association was called to order by President Patsy Hansel at 10:55 a.m., January 22, 1988. The above members were present in the Pate Room, Cumberland County Public Library & Information Center.

Minutes of the October 27 and October 30, 1987, meetings were distributed. After a word omission in the October 30 minutes was noted, the minutes were approved.

Nancy Fogarty, treasurer, distributed the treasurer's report and discussed major points: proposed and adopted budgets, amendments, expenditures, grants, fund balances, and status of sections. Quarterly reports will be mailed in late April. Fogarty further stated that the new dues schedule is in the membership form and brochure.

It was moved by Pauline Myrick and seconded by Kieth Wright that "the Executive Board place \$1000 for expenses of the treasurer that may include trips, mileage, and other needs" for the remainder of the biennium. The motion carried.

Brief introductions were made after a request by Carol Southerland.

The North Carolina Library Association Biennial Conference was a success and drew approximately 1700 attendees as reported by David Fergusson. A complete conference report will be forthcoming and will show a profit.

Planning dates for the 1989 conference in Charlotte were orchestrated by Barbara Baker. Raleigh, Winston-Salem, and High Point will be notified that the site selection for the 1991 conference will be made at the April 8, 1988 meeting.

Frances Bradburn's report on *North Carolina Libraries* identified plans and topics for future issues. Editor Bradburn requested that changes in the Editorial Board be put in writing.

ALA Council Representative, Kieth Wright, gave highlights of Midwinter in San Antonio and made available several hand-outs. He gave an overview of his responsibilities on the Council which included (1) voting on issues, (2) representing the interests of the chapter, (3) serving as a liaison for activities and

materials, and (4) informing ALA of formal and informal concerns.

Southeastern Library Association's conference will be October 25-27, 1988 in Norfolk, Virginia, as reported by Representative Jerry Thrasher.

President Hansel called for section reports. Program plans, meeting dates, possible topics, and issues of concern were mentioned by the following chairs: Caroline Shephard, Children's Services; Martha Smith, College & University; Frank Sinclair, Community & Junior College; Patricia A. Langelier, Documents; Geneva B. Chavis, REMCo; Carol Southerland, NC Association of School Librarians; Irene Hairston, NC Public Library Trustee Association; David Fergusson, Public Libraries; Barbara Anderson, Reference & Adult Services; Harry Tuchmayer, Resources & Technical Services; and Mary McAfee, Round Table on the Status of Women in Librarianship.

Doris Anne Bradley reported that the Constitution, Codes, and Handbook Revision Committee met November 9 and submitted several recommendations to President Hansel, one of which was to revise the Handbook by the end of current biennium and to format it in machine readable form for easy updating.

The Government Relations Committee sponsored a briefing session prior to National Library Legislative Day previously and thought it would be worthwhile to do again so all delegates would be acquainted with the basics. After some discussion, it was moved by Kieth C. Wright and seconded by Howard McGinn "that orientation for National Library Legislative Day be held following the April 8, 1988, NCLA Executive Board meeting at NC Central University." The motion carried.

Jane Williams reported that the Government Committee on Literacy is sponsoring outstanding literacy programs.

President Hansel reported the appointment of Art Weeks as Public Relations Director. He will serve as a news release advisor for association publicity. The president also noted that a list of all chairs will be compiled and sent to members of the Executive Board.

Arrangements for the Boone meeting on July 29 will be handled by Barbara Baker. The October 21 meeting will be in Charlotte, and arrangements will be made by Gloria Miller and Ray Frankle.

The president requested that all material needing to be distributed by mail should be sent to her at least one month before distribution.

President Hansel then called for old or unfinished business.

It was moved by Cal Shepard and seconded by Harry Tuchmayer that "the board does not have a spring workshop, as we have done in the past, but that a committee be formed to investigate an alternative format with Kieth Wright as chair."

New business included dialogue on (1) the endorsement of NCLA members for national office, (2) whether the association should endorse, and (3) if this had been done in the past. After a discussion, a motion was made by Ray Frankle: "The NCLA Executive Board notes with pride Bill Roberts' candidacy for ALA treasurer and encourages membership to consider his merits and vote accordingly." The motion was seconded by Harry

Tuchmayer. The motion carried.

Howard McGinn moved that "The NCLA Executive Board notes with pride Diana Young and Kitty Smith's candidacy for ALA Council and encourages members to consider their merits and vote accordingly." The motion carried after being seconded by David Fergusson.

There being no further business, the meeting adjourned at 1:15 p.m.

Gloria Miller, Secretary

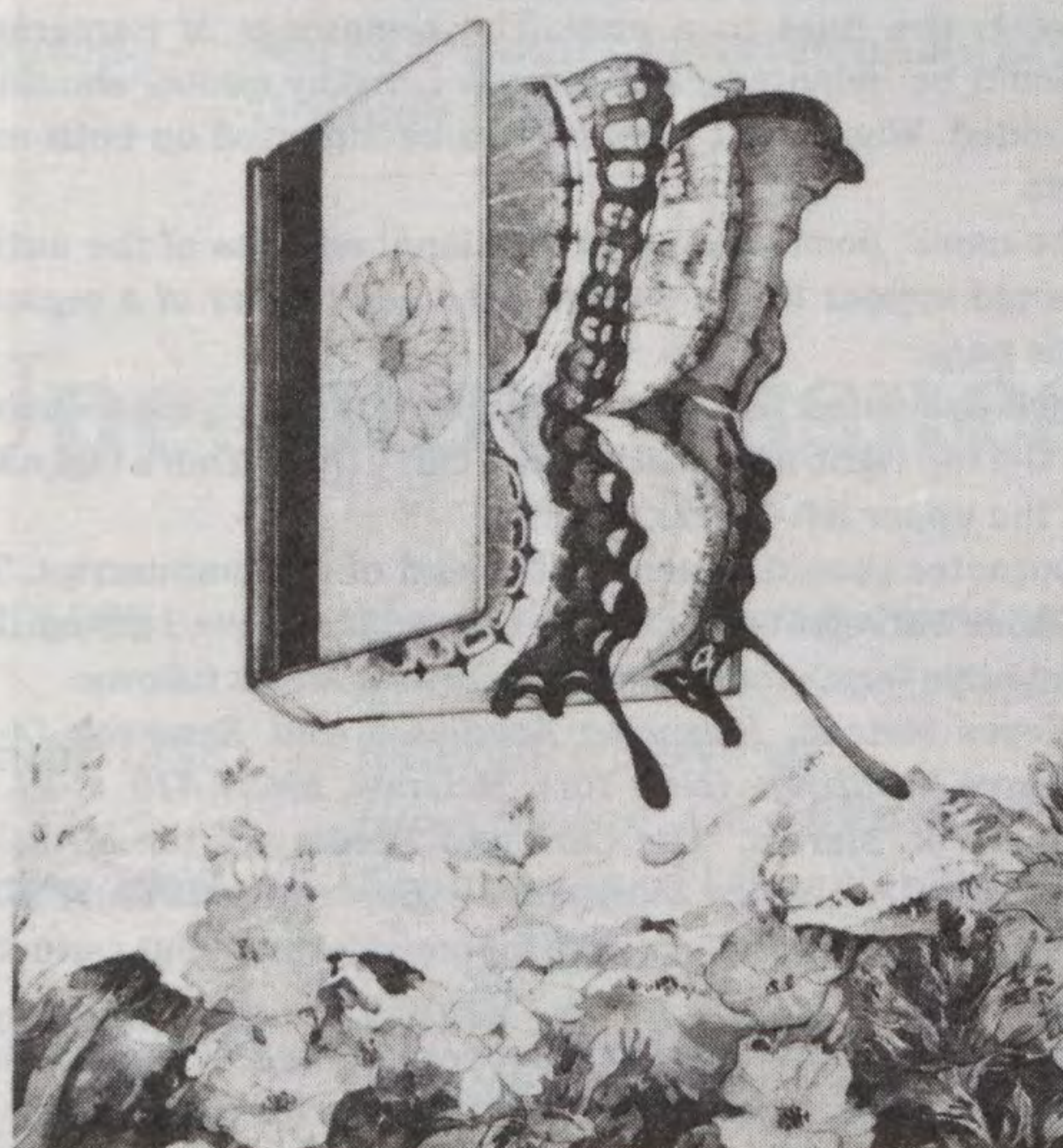



Annual Regional Media Workshops to be Held During August


- Region 1** — August 26
Williamston High School
Williamston, NC
- Region 2** — August 16
Richlands High School
Richlands, NC
- Region 3** — August 18
Hunt High School
Wilson, NC

- Region 4** — August 23
Triton Sr. High School
Erwin, NC
- Region 5** — August 17
T. W. Andrews High School
High Point, NC
- Region 6** — August 24
Wingate College
Wingate, NC
- Region 7** — August 10
Wilkes Community College
Wilkesboro, NC
- Region 8** — August 11
Rugby Jr. High School
Hendersonville, NC

While these meetings are sponsored by the State Department of Public Instruction, all North Carolina librarians are invited to attend the annual media workshops. Registration information can be obtained by contacting the Media & Technology Coordinator in your appropriate education region.



Wish
UPON A BOOK
BOOK WEEK · NOVEMBER 14-20, 1988



SUEÑA EN UN LIBRO
BOOK WEEK · NOVEMBER 14-20, 1988

Full-color 17 x 22", *Wish Upon a Book* older reader posters by Jerry Pinkney with the theme in either English or Spanish for National Children's Book Week, November 14-20, 1988, sponsored by the Children's Book Council. For an illustrated Book Week brochure that includes prices and ordering information, send a first-class-stamped, self-addressed, #10 envelope to CBC: 67 Irving Place, P.O. Box 706, New York, NY 10276-0706, Attn: Book Week Brochure.



Full-color, 17 x 22", *Wish Upon a Book* poster by Steven Kellogg for 1988 National Children's Book Week, November 14-20, sponsored by the Children's Book Council. For an illustrated Book Week brochure that includes prices and ordering information, send a first-class-stamped, self-addressed, #10 envelope to CBC: 67 Irving Place, P.O. Box 706, New York, NY 10276-0706, Attn: Book Week Brochure.

continued from page 67

The decision of whether to accept or reject a manuscript is usually a joint decision of several members of the editorial board, including the editor, one of the associate editors and the section editor most interested in or knowledgeable about the topic of the article. This is left to the editor's discretion, however. She has often used the entire board to advise her on particular articles. I was part of the board up until a year ago, and I was always impressed with how this process worked. And the board is very much a working board, from soliciting articles to editing them to proofing galleys. The associate editor positions are appointed by the editor, as opposed to the section editors, who are appointed as representatives of the sections.

I hope that this answers your questions. I have appointed a publications committee this biennium to look at the total NCLA publications program to determine how it might be improved. Mary McAfee at Forsyth County Public Library

(919-727-2264) is the chair, if you would like to forward any concerns to her.

Thank you for your interest in NCLA. If I can answer any further questions, please let me know.

Sincerely,

Patsy J. Hansel, President
North Carolina Library Association

Instructions for the Preparation of Manuscripts for North Carolina Libraries

1. *North Carolina Libraries* seeks to publish articles, book reviews, and news of professional interest to librarians in North Carolina. Articles need not be of a scholarly nature, but they should address professional concerns of the library community in the state.
2. Manuscripts should be directed to Frances B. Bradburn, Editor, *North Carolina Libraries*, Central Regional Education Center, Gateway Plaza, 2431 Crabtree Boulevard, Raleigh, N.C. 27604.
3. Manuscripts should be submitted in triplicate on plain white paper measuring 8½" x 11".
4. Manuscripts must be double-spaced (text, references, and footnotes). Manuscripts should be typed on sixty-space lines, twenty-five lines to a page. The beginnings of paragraphs should be indented eight spaces. Lengthy quotes should be avoided. When used, they should be indented on both margins.
5. The name, position, and professional address of the author should appear in the bottom left-hand corner of a separate title page.
6. Each page after the first should be numbered consecutively at the top right-hand corner and carry the author's last name at the upper left-hand corner.
7. Footnotes should appear at the end of the manuscript. The editors will refer to *The Chicago Manual of Style*, 13th edition. The basic forms for books and journals are as follows:
 - Keyes Metcalf, *Planning Academic and Research Library Buildings*. (New York: McGraw, 1965), 416.
 - Susan K. Martin, "The Care and Feeding of the MARC Format," *American Libraries* 10 (September 1979): 498.
8. Photographs will be accepted for consideration but cannot be returned.
9. *North Carolina Libraries* is not copyrighted. Copyright rests with the author. Upon receipt, a manuscript will be acknowledged by the editor. Following review of a manuscript by at least two jurors, a decision will be communicated to the writer. A definite publication date cannot be given since any incoming manuscript will be added to a manuscript from which articles are selected for each issue.

Issue deadlines are February 10, May 10, August 10, and November 10.

About the Authors . . .

Lee Albright:

Education— A.B., Goucher College; M.L.S., Pratt Institute

Position— Head, Genealogical Services Branch, North Carolina Division of State Library

Robert G. Anthony:

Education— B.A., Wake Forest University; M.S.L.S., University of North Carolina at Chapel Hill

Position— Collection Development Librarian, North Carolina Collection, Wilson Library, University of North Carolina at Chapel Hill
formerly Head, Carolina Room, Public Library of Charlotte and Mecklenburg County

Anne Berkley:

Education— B.A., Rice University; M.L.S., North Carolina Central University

Position— North Carolina Reference Librarian, Durham County Library

Jerry R. Carroll:

Education— B.A., Mars Hill College; M.L.S., East Carolina University

Position— Head, North Carolina Room, Forsyth County Public Library

Rex Klett:

Education— B.A., Florida Presbyterian College; M.A., University of Denver; M.S.L.S., University of North Carolina at Chapel Hill

Position— Director, Hampton B. Allen Library, Wadesboro

Maurice C. York:

Education— B.A., M.A., M.S.L.S., University of North Carolina at Chapel Hill

Position— Reference/Local History Librarian, Edgecombe County Memorial Library

Upcoming Issues

- Fall 1988** — Marketing of Library Services
Howard McGinn, Guest Editor
- Winter 1988** — Reference Services
Ilene Nelson, Guest Editor
- Spring 1989** — Economics of Librarianship
Larry Alford, Guest Editor
- Summer 1989** — Public Libraries
Bob Russell, Guest Editor
- Fall 1989** — Technology
April Wreath, Guest Editor
- Winter 1989** — Conference Issue

Unsolicited articles dealing with the above themes or on any issue of interest to North Carolina librarians are welcomed. Please follow manuscript guidelines delineated elsewhere in this issue.

Subscription Order

Please place mailing label
from your issue here.

North Carolina Libraries is published four times a year by the North Carolina Library Association. Subscription: \$32 per year; \$50 foreign countries. Single copy \$10. Address new subscriptions, renewals, and related correspondence to Frances B. Bradburn, editor; *North Carolina Libraries*, 2431 Crabtree Boulevard, Raleigh, N.C. 27604 or call (919) 733-2864. (For membership information, see address label on journal)

EDITORIAL STAFF

Editor

FRANCES B. BRADBURN
Central Regional Education Center
2431 Crabtree Boulevard
Raleigh, NC 27604
(919) 733-2864

Associate Editor

HOWARD F. MCGINN
Division of State Library
109 East Jones Street
Raleigh, NC 27611
(919) 733-2570

Associate Editor

ROSE SIMON
Dale H. Gramley Library
Salem College
Winston-Salem, NC 27108
(919) 721-2649

Book Review Editor

ROBERT ANTHONY
CB#3930, Wilson Library
University of North Carolina
Chapel Hill, NC 27599
(919) 962-1172

Advertising Manager

HARRY TUCHMAYER
New Hanover County Public Library
201 Chestnut Street
Wilmington, NC 28401
(919) 763-3303

Editor, Tar Heel Libraries

HOWARD F. MCGINN
Division of State Library
109 East Jones Street
Raleigh, NC 27611
(919) 733-2570

Children's Services

BONNIE FOWLER
237 Arrowleaf Drive
Lewisville, NC 27023
(919) 945-5236

College and University

JINNIE Y. DAVIS
Planning and Development
D.H. Hill Library
North Carolina State University
Box 7111
Raleigh, NC 27695
(919) 737-3657

Community and Junior College

BEVERLY GASS
Guilford Technical
Community College
Box 309
Jamestown, NC 27282
(919) 292-1101

Documents

LISA K. DALTON
Joyner Library
East Carolina University
Greenville, NC 27858
(919) 757-6533

Junior Members Round Table

DOROTHY DAVIS
Public Services Librarian
New Hanover County Public Library
201 Chestnut Street
Wilmington, NC 28401
(919) 763-3303

N.C. Association of School Librarians

KATHERINE R. CAGLE
R.J. Reynolds High School
Winston-Salem, NC 27106
(919) 727-2260

Public Library

BOB RUSSELL
Elbert Ivey Memorial Library
420 Third Street NW
Hickory, NC 28601
(704) 322-2905

Reference/Adult Services

ILENE NELSON
Duke University Library
Durham, NC 27706
(919) 684-2373

Resources and Technical Services

GENE LEONARDI
Shepard Library
North Carolina Central University
Durham, NC 27707
(919) 683-6220

Round Table for Ethnic/Minority Concerns

EUTHENA NEWMAN
North Carolina A & T University
F.D. Bluford Library
1601 E. Market Street
Greensboro, NC 27411
(919) 379-7782

Round Table on the Status of Women in Librarianship

ELIZABETH LANEY
CB#3360, 100 Manning Hall
University of North Carolina
Chapel Hill, NC 27599-3360
(919) 962-8361

Trustees

MRS. ERNEST M. KNOTTS
Route 2, Box 505
Albemarle, NC 28001
(704) 982-7434

Address all correspondence to Frances Bradburn, Editor
Central Regional Education Center, Gateway Plaza, 2431 Crabtree Boulevard, Raleigh, NC 27604.

North Carolina Libraries, published four times a year, is the official publication of the North Carolina Library Association. Membership dues include a subscription to *North Carolina Libraries*. Membership information may be obtained from the treasurer of NCLA.

Subscription rates for 1987 are \$32.00 per year, or \$10.00 per issue, for domestic subscriptions; \$50.00 per year, or \$15.00 per issue, for foreign subscriptions. Backfiles are maintained by the editor. Microfilm copies are available through University Microfilms. *North Carolina Libraries* is indexed by *Library Literature* and publishes its own annual index.

Editorial correspondence should be addressed to the editor; advertisement correspondence should be addressed to the advertising manager. Articles are juried.

North Carolina Libraries is printed by Meridional Publications, Wake Forest, NC.

Issue deadlines are February 10, May 10, August 10, and November 10.