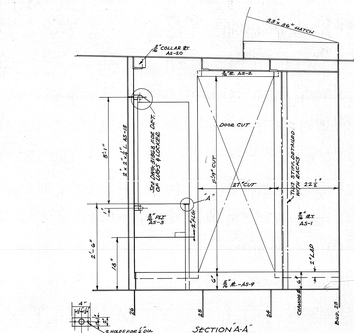

SECTION "A-A"
SCALE: 1/2"=1'-0"

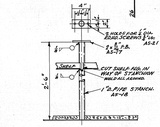

DETAIL "A"
STANCHION UNDER LOCKER
SCALE: 1 1/2"=1'-0"

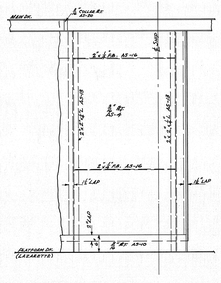

SECTION "B-B"
SCALE: 1/2"=1'-0"

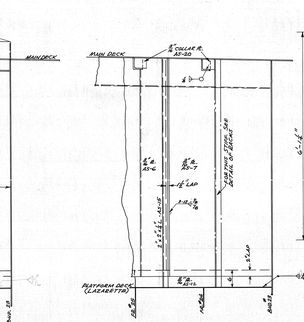

SECTION "D-D"
SCALE: 1/2"=1'-0"

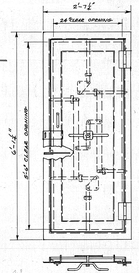

AIR & W.T. DOOR
TRACING PART 3 SHWS DRAWING
SCALE: 1/2"=1'-0"

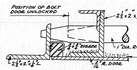

SECTION SHOWING POSITION OF BOLT - DOOR UNLOCKED

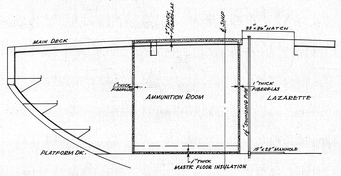

SECTION AT FR. 24
SHOWING INSULATION
LOOKING AFT
SCALE: 1"=1'-0"

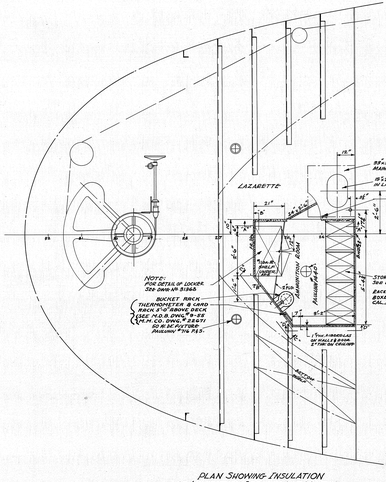

PLAN SHOWING INSULATION
OF AMMUNITION ROOM IN LAZARETTE
SCALE: 1/2"=1'-0"

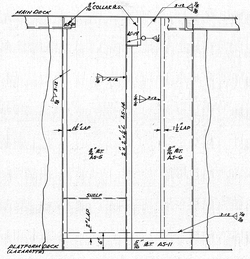

SECTION "C-C"
SCALE: 1/2"=1'-0"

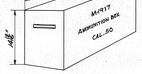

DETAIL - AMMUNITION BOX
MARINE DESIGN BRANCH - DWG. 69-9-7
AMM. BOX FURNISHED BY ORDNANCE DEPT.
NO SCALE

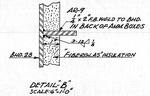

DETAIL "B"
SCALE: 6"=1'-0"

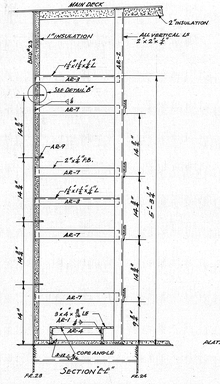

SECTION "E-E"

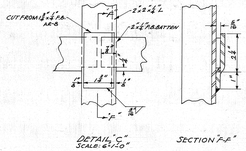

DETAIL "C"
SCALE: 6"=1'-0"

SECTION "F-F"

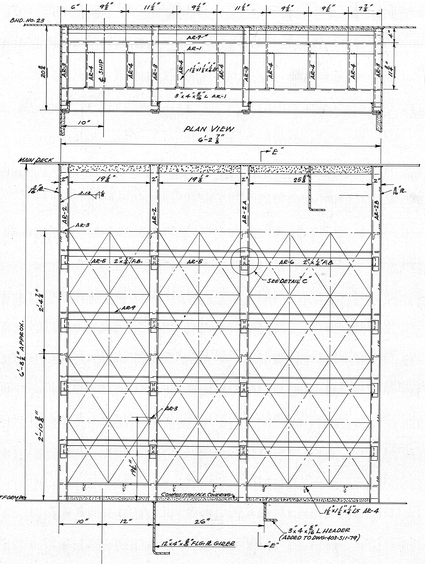

FRONT ELEVATION
20 SQ FT FOR ABS
CONCRETE PLANK
SCALE: 1/4"=1'-0"

AMMUNITION STOWAGE RACK
PART NO. 10287 B

BILL OF MATERIALS

PART NO.	QUAN.	WT.	DESCRIPTION	MAT'L.	SPEC. & GRADE	REMARKS

ALTERATIONS

ALT. NO.	MARK	DESCRIPTION	DATE	APPR.

WELDING STAMP

NOTES:

1. ALL FABRICATED MATERIAL MUST PASS THROUGH THE 33"x36" HATCH ON MAIN DECK AFT ON BOATS WHERE MAIN DECK HAS BEEN PLACED.

REFERENCES:

1. LOCKER FOR GUN REPAIR, ETC. — 31368
2. STERN FRAMING — NICHOLS 469-511-74

LT-823 THRU LT-828 NOT COMPLETED FOR U.S. ARMY DUE TO CANCELLATION OF CONTRACT 8-10-45

W-33-065 Sc-5768	LT-814 - LT-822	
W-33-065 Sc-5768	LT-784 - LT-799	MARIETTA MANUFACTURING COMPANY PORT PLEASANT, WEST VIRGINIA
W-2385 Sc-1158	LT-685 - LT-694	" " " "
	LT-695 - LT-698	" " " "
CONTRACT NO.	SHIP DESIGNATION	BUILDER

MARIETTA MANUFACTURING CO.
POINT PLEASANT, W. VA.

DRAWN: E.M.BULL	TRACED:	APR. 26 1946
CHECKED:	APPD.	DRAWING NUMBER 31367
DATE: APRIL 16, 1944	SCALE: As noted	

MARINE DESIGN BRANCH
ENGINEERING DIVISION
OFFICE OF ASSISTANT CHIEF
TRANSPORTATION FOR SUPPLY
WAR DEPARTMENT, WASHINGTON, D.C.

149'-0" OCEAN-GOING STEAM TUG
M.D.B. DESIGN No. 254

AMMUNITION STOWAGE IN LAZARETTE

S.O.	INCL. No.	LT-NO.	REMARKS	% NO.
8-640	148-149	638-685	12 TUGS - S.A. 8898	83%(7)
8-641	149-490	594-638	12 TUGS - S.A. 8899	83%(7)
8-642	490-494	594-638	12 TUGS - S.A. 8900	83%(7)
8-873	490-494	801-828	18 TUGS - S.O. 7812	75%(9, 10)
8-644	494-544	853-858	6 TUGS	

CHECKED BY	APPROVED BY	POINTS MADE
APPROVED BY	CHIEF, MARINE DESIGN BRANCH	DATE / DETAIL / ISSUED TO
SUPERVISING NAVAL ARCHITECT		

DRAWING No.