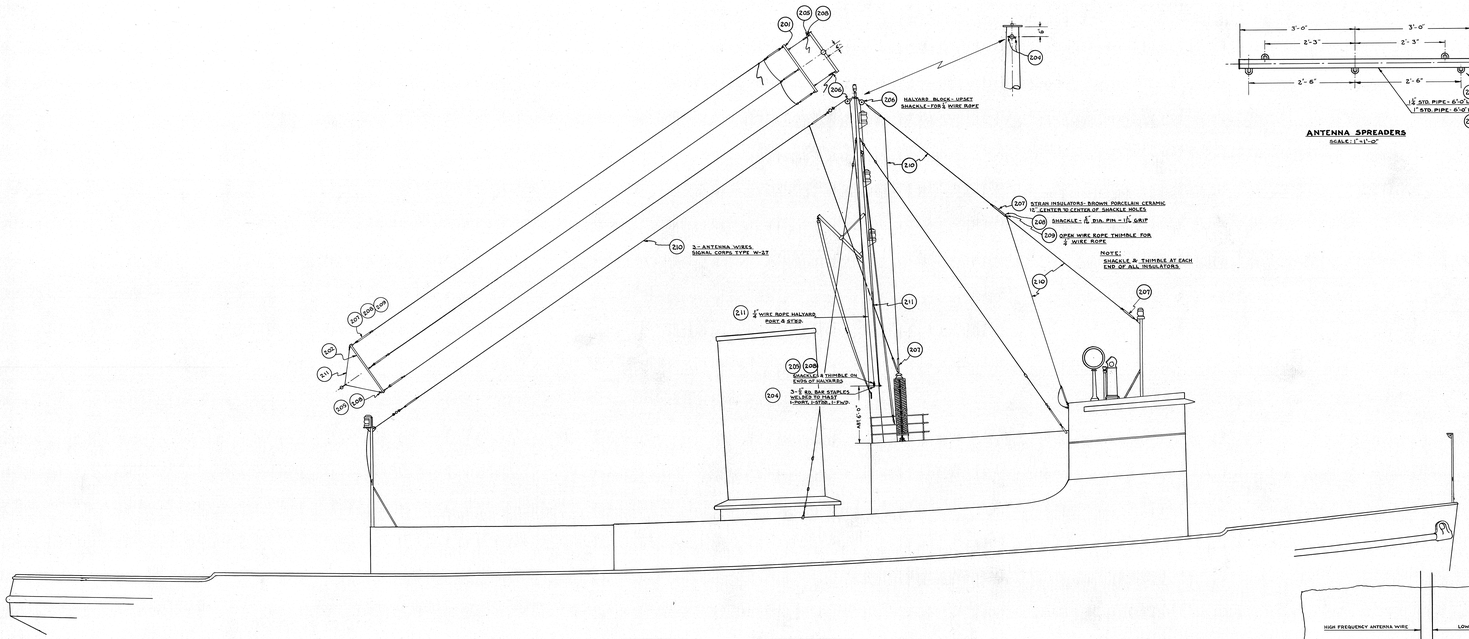

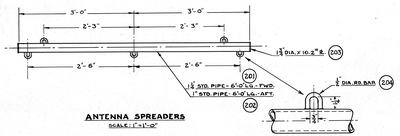

ANTENNA SPREADERS

SCALE: 1" = 1'-0"

PC. NO	DESCRIPTION	NO. REQ'D	MATL.	SPECIF.	REMARKS.
201	SPREADER - FWD.	1	STL.	COMMERCIAL	1 1/2" STD. PIPE, 6'-0" LG.
202	SPREADER - AFT.	1	"	"	1" " " 6'-0" LG.
203	SPREADER - ENDS	4	"	"	1 1/2" DIA. X 5/8" R.
204	SPREADER - EYES	16	"	"	5/8" DIA. RD. BAR.
205	SHACKLES	13	"	"	FOR 5/8" DIA. STAPLE
206	HALYARD BLOCK	3	CAST STL.	"	UPSET SHACKLE FOR 5/8" WIRE ROPE
207	STRAIN INSULATORS	11	BROWN PORCELAIN CERAMIC		10" CENTER OF SHACKLE HOLES
208	SHACKLE	22	STL.	COM'M.	1/2" DIA. PIN - 1 1/16" GRIP
209	THIMBLES	20		"	
210	ANTENNA WIRE	275'			SIGNAL CORPS TYPE W-27
211	HALYARD	110'	STL.		5/8" WIRE ROPE
212			"		
213	ANTENNA CAGE	1			AS DETAILED
214	BELL INSULATOR	4			U.S. NAVY DWG. NO. ES-D-480

BILL OF MATERIALS

FOR ONE SHIP

PC. NO.	DESCRIPTION	NO. REQ'D.	MATL.	SPECIF.	REMARKS

ALTERATIONS

ALT. NO.	MARK	DESCRIPTION	DATE	APPR.

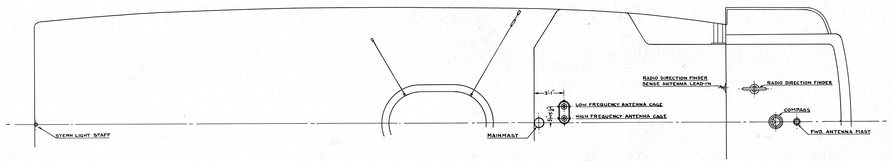

ARRANGEMENT - ELEV. & PLAN

SCALE: 1/8" = 1'-0"

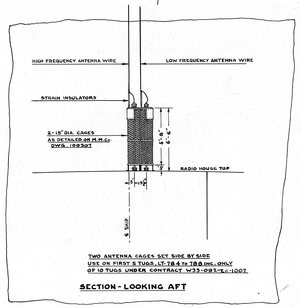

SECTION - LOOKING AFT

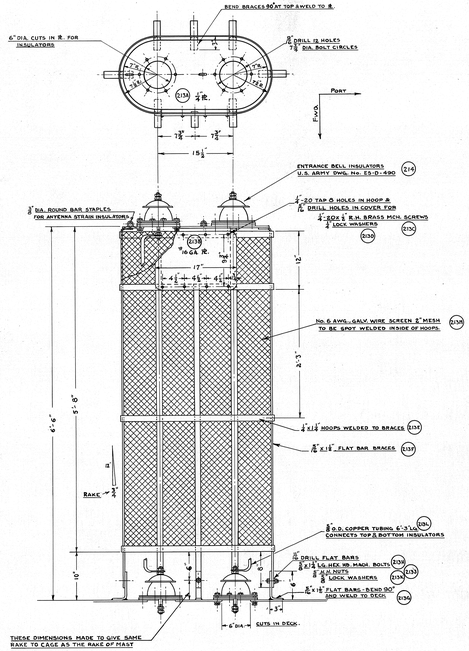

CAGE for ANTENNA LEAD-INS (213)

FOR LT-783 TO LT-793 INCL.

SCALE: 1" = 1'-0"

A.O. 5856

W33-091-sc-1001	LT-784 to 793	MARIETTA MFG. COMPANY
CONTRACT NO.	ARMY DESIGNATION	BUILDER

MARIETTA MANUFACTURING CO.
POINT PLEASANT W.VA

DRAWN: S. CASTEEN	TRACED: [illegible]	APPR.	CH. ENGR.
CHECKED	APPR'D.	DRAWING NO.	
DATE: 8-4-44	SCALE: AS NOTED	31417	

MARINE DESIGN BRANCH
ENGINEERING DIVISION
OFFICE OF ASSISTANT CHIEF
TRANSPORTATION FOR SUPPLY
WAR DEPARTMENT WASHINGTON DC.

149' OCEAN GOING STEAM TUG
M. D. & R. DESIGN NO. 254

RADIO ANTENNA INSTALLATION

CHECKED BY	APPROVED BY
APPROVED BY	
DATE	

DRAWING NO.