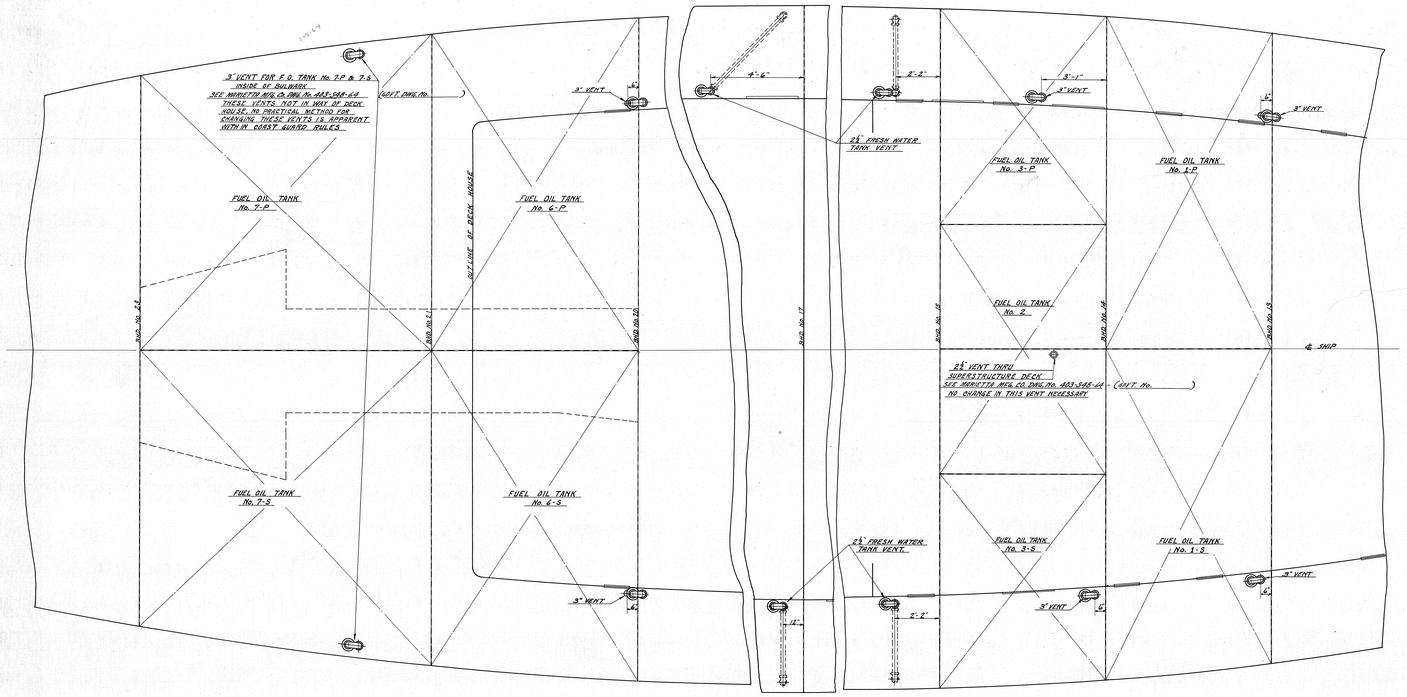

MAIN DECK PLAN

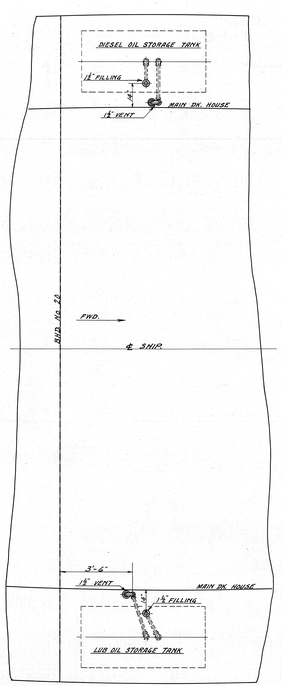

MAIN DECK PLAN

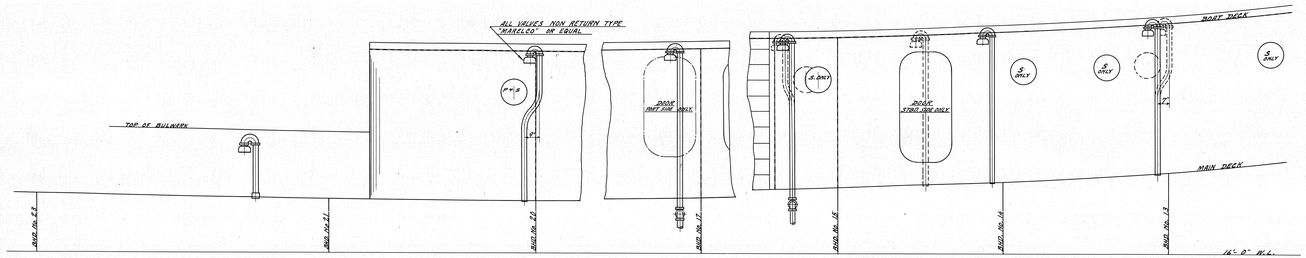

STBD. ELEVATION
LOOKING INBD.

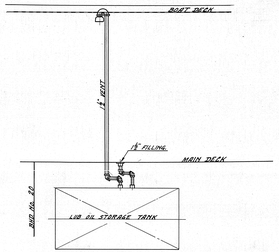

STBD. ELEVATION

SALES ORDER	HULL No.	LT. Nº	REMARKS	B/M
5856	520 TO 529	786 TO 795	U.S. ARMY	64-1, 2 + 3
5875	530 TO 543	814 TO 826	" "	3-1, 2 + 3 64-1, 2 + 3
6644	544	827	6 TUGS	

ALTERATIONS

DATE	MARK	DESCRIPTION	DATE	APP'D

NOTES:-
ALL VENTS TO BE WELD STEEL STD. WEIGHT PIPE WITH STD. M.I. GALV. FITTINGS.
NON RETURN VALVES FITTED IN ALL VENT LINES.
FOR TANK VENTS NOT SHOWN SEE DWG. No. 548-64.

REFERENCES

TITLE	DRAWING No.

LT-823 THRU LT-828 NOT COMPLETED FOR U.S. ARMY DUE TO CANCELLATION OF CONTRACT. 8-15-45

CONTRACT NUMBER	ARMY DESIGNATION	BUILDER
W-33-092 sc. 27563	LT-814-LT-828 LT-	MARIETTA MANUFACTURING CO. POINT PLEASANT, W. Va.
W-33-092 sc. 1007	LT-786-LT-793	MARIETTA MANUFACTURING CO. POINT PLEASANT, W. Va.

MARIETTA MANUFACTURING COMPANY
POINT PLEASANT, WEST VIRGINIA

DRAWN	GCE.	TRACED	GCE.	APP'D.	
CHECKED		APPRD.		DRAWING NUMBER	
DATE		SCALE	½"=1'-0"		31407

MARINE DESIGN BRANCH
ENGINEERING DIVISION
OFFICE OF ASSISTANT CHIEF
TRANSPORTATION FOR SUPPLY
WAR DEPARTMENT WASHINGTON, D. C.

149 FOOT OCEAN-GOING STEAM TUG
M D + R DESIGN Nº 254

FUEL OIL & FRESH WATER TANK VENTS

CHECKED BY	APPROVED BY	PRINTS MADE		
		DATE	QUANTITY	ISSUED TO
APPROVED BY	CHIEF MARINE DESIGN BRANCH			
DATE SUPERVISING NAVAL ARCH.				

DRAWING NO.