

EXHAUST SYSTEM LAYOUT
SCALE - 1"=1'-0"

(X12) CAST DUCT FOR 9"ID S'UNDER WATER EXHAUST
MATERIAL-NAVAL BRASS
SCALE 6"=1'

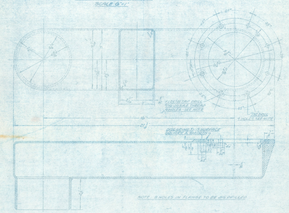

(X9) 45° LONG EXHAUST PIPE TRANSOM FLANGE
SCALE 12"=1'

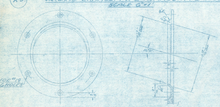

(X1) WELDED EXHAUST ELBOW
SCALE 3"=1'

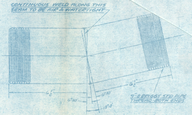

(X21) CONTROL HANDLE
SCALE 3"=1'



(X14) ADAPTER COUPLING-9"ID S THRU HULL FITTING
MATERIAL-NAVAL BRASS
SCALE 3"=1'

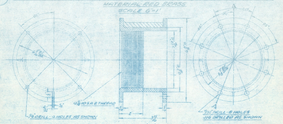

(X18) COVER FOR 9" UNDERWATER EXHAUST
MATERIAL-RED BRASS
SCALE 6"=1'

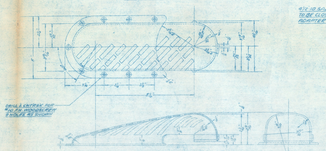

(X16) THRU HULL FITTING FOR 9" UNDERWATER EXHAUST
MATERIAL-RED BRASS
SCALE 6"=1'

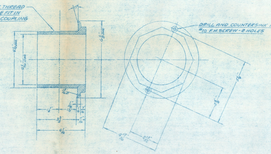

(X4) 9"ID BULKHEAD FLANGE
SCALE 6"=1'



(X19) ANTI-CAVITATION FIN
MATERIAL-MANGANESE BRONZE
SCALE 6"=1'

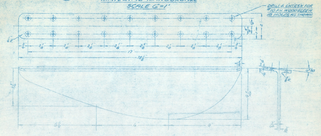

ALTERATIONS

MARK	DATE	DESCRIPTION	APPROVED
A	7-44	INCORPORATED ASSEMBLY DRAWING IN PLACE OF PARTS	W.F.

REFERENCE DRAWINGS:

	BUREAU NO.
WELDMENTS & PIPING ASSY'S - 3 SHEETS	S.P.P. - 5338
WELDMENTS & PIPING DETAILS - PLAN & DETAIL	S.P.P. - 5340
LIST OF MATERIAL	S.P.P. - 5339

FINISHES
1 - MACHINE PARTS BRIGHT
2 - MACHINE SURFACES
3 - MACHINE SURFACES
4 - MACHINE PADS

DESIGN BY: [illegible]
TRACED BY: [illegible]
CHECKED BY: [illegible]
W. CHARGE: 33-SP DATE: 8/21/44

APPROVED: [illegible]

36' LANDING CRAFT
LCVP
EXHAUST SYSTEM & DETAILS

SCALE - AS SHOWN

NAVY DEPARTMENT
BUREAU OF SHIPS
WASHINGTON, D.C.
AUGUST 7, 1944

APPROVED: [illegible]
CHIEF OF BUREAU

BUREAU OF SHIPS NUMBER
LCVP — 8945 ALT. 1

8945