


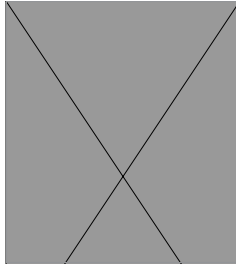
HISTORY




Hall of Fame Members



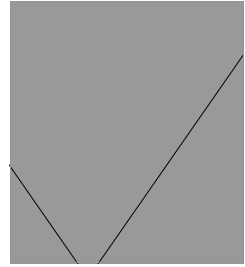
Tomekia Blackmon
Forward • 1992-1996
Class of 2019




Sylvia Bragg
Guard • 1983-1986
Class of 2013




Gaynor O'Donnell
Guard • 1990-93
Class of 2006



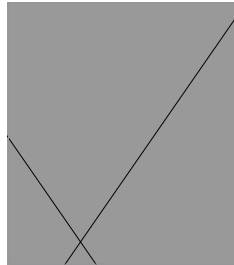
Tonya Hargrove
Forward • 1988-92
Class of 2005



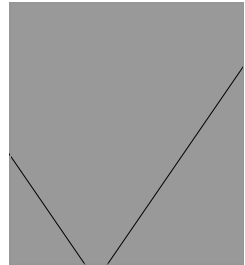
Cathy Andruzzi
Head Coach • 1978-84
Class of 2000




Lydia Rountree
Guard • 1977-81
Class of 1999



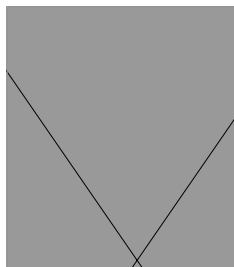
Marcia Girven
Forward/Center • 1977-81
Class of 1997




Kathy Riley
Guard • 1979-81
Class of 1995



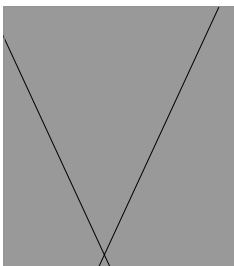
Mary Denkler
Guard • 1979-83
Class of 1994




Leora "Sam" Jones
Guard • 1980-82
Class of 1993



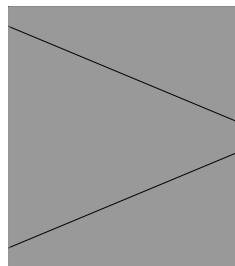
Catherine Bolton
Head Coach • 1969-78
Class of 1992



Debbie Freeman
Forward • 1974-78
Class of 1991



Rosie Thompson
Forward • 1975-80
Class of 1990



Sheilah Cotten
Forward • 1971-75
Class of 1981

Year	W	L	Conference Record	Postseason	Coach
1969-70	9	2	No Conference	-	Catherine Bolton
1970-71	11	1	No Conference	-	Catherine Bolton
1971-72	12	3	No Conference	-	Catherine Bolton
1972-73	19	2	No Conference	National AIAW Tournament	Catherine Bolton
1973-74	8	5	No Conference	-	Catherine Bolton
1974-75	13	10	No Conference	-	Catherine Bolton
1975-76	12	6	No Conference	-	Catherine Bolton
1976-77	7	15	No Conference	-	Catherine Bolton
1977-78	19	11	No Conference	-	Catherine Bolton
1978-79	18	11	No Conference	-	Cathy Andruzzi
1979-80	21	10	No Conference	-	Cathy Andruzzi
1980-81	22	7	No Conference	-	Cathy Andruzzi
1981-82	17	10	No Conference	NCAA First Round	Cathy Andruzzi
1982-83	14	12	No Conference	-	Cathy Andruzzi
1983-84	13	16	3-2 (ECAC-South)	ECAC South Champion	Cathy Andruzzi
1984-85	20	9	11-1 (ECAC-South)	ECAC South Champion	Emily Manwaring
1985-86	23	7	11-1 (Colonial)	CAA Finals	Emily Manwaring
1986-87	16	13	7-5 (Colonial)	-	Emily Manwaring
1987-88	8	20	2-10 (Colonial)	-	Pat Pierson
1988-89	15	13	7-5 (Colonial)	-	Pat Pierson
1989-90	18	10	8-4 (Colonial)	-	Pat Pierson
1990-91	12	17	4-8 (Colonial)	CAA Finals	Pat Pierson
1991-92	21	8	12-2 (Colonial)	CAA Finals	Pat Pierson
1992-93	16	12	8-8 (Colonial)	-	Rosie Thompson
1993-94	2	24	1-13 (Colonial)	-	Rosie Thompson
1994-95	8	19	3-11 (Colonial)	-	Rosie Thompson
1995-96	11	16	6-10 (Colonial)	-	Anne Donovan
1996-97	13	16	6-10 (Colonial)	CAA Finals	Anne Donovan
1997-98	9	19	4-12 (Colonial)	-	Anne Donovan
1998-99	16	13	7-9 (Colonial)	CAA Finals	Dee Stokes
1999-00	15	14	9-7 (Colonial)	-	Dee Stokes
2000-01	16	12	10-6 (Colonial)	-	Dee Stokes
2001-02	6	21	3-11 (C-USA)	-	Dee Stokes/Gene Hill
2002-03	12	16	4-10 (C-USA)	-	Sharon Baldwin-Tener
2003-04	14	14	5-9 (C-USA)	-	Sharon Baldwin-Tener
2004-05	10	18	6-8 (C-USA)	-	Sharon Baldwin-Tener
2005-06	17	12	8-8 (C-USA)	-	Sharon Baldwin-Tener
*2006-07	19	14	11-5 (C-USA)	NCAA First Round	Sharon Baldwin-Tener
2007-08	13	17	7-9 (C-USA)	-	Sharon Baldwin-Tener
2008-09	18	13	8-8 (C-USA)	-	Sharon Baldwin-Tener
2009-10	23	11	9-7 (C-USA)	WNIT Second Round	Sharon Baldwin-Tener
2010-11	16	15	9-7 (C-USA)	-	Heather Macy
2011-12	12	19	5-11 (C-USA)	-	Heather Macy
2012-13	22	10	11-5 (C-USA)	WNIT First Round	Heather Macy
2013-14	22	9	10-6 (C-USA)	WNIT First Round	Heather Macy
2014-15	22	11	11-7 (AAC)	WNIT Second Round	Heather Macy
2015-16	13	19	6-12 (AAC)	-	Heather Macy
2016-17	11	19	2-14 (AAC)	-	Heather Macy
2017-18	16	15	7-9 (AAC)	-	Heather Macy
2018-19	16	15	6-10 (AAC)	-	Chad Killinger/Nicole Mealing
2019-20	9	21	6-10 (AAC)	-	Kim McNeill
2020-21	8	14	6-10 (AAC)	-	Kim McNeill

* Denotes C-USA Tournament Championship

MILESTONE VICTORIES

- #1** East Carolina 34, Chowan 24
Jan. 30, 1970
Lady Pirates win first contest played in program history
- #51** East Carolina 60, Indiana State 49
March 23, 1973
East Carolina captures first-ever national postseason victory
- #100** East Carolina 83, Campbell 65
Jan. 31, 1978
Lady Pirates dispatch Camels on their way to a 19-11 season
- #200** East Carolina 72, Charlotte 58
March 5, 1983
ECU finishes season with win over 49ers
- #300** East Carolina 105, Winthrop 61
Nov. 28, 1990
Lady Pirates dispatch Eagles, reach CAA Semifinals that season
- #400** East Carolina 75, Delaware State 53
Dec. 28, 1997
East Carolina beats Hornets at Miami Holiday Classic
- #500** East Carolina 66, VCU 61
Dec. 7, 2005
Lady Pirates best Rams to push winning streak to six games
- #533** East Carolina 79, Rice 70
March 4, 2007
ECU captures C-USA Tournament title, earns second NCAA Tournament bid
- #600** East Carolina 71, Tulsa 62
March 9, 2011
Pirates defeat Golden Hurricane in C-USA Tournament First Round
- #700** East Carolina 62, Southern 55
Dec. 20, 2016
Pirates defeat Southern for the 700th win in program history
- #735** East Carolina 69, USC Upstate 48
Nov. 8, 2019
Kim McNeill earns her first win as head coach of the Pirates

Individual Records

■ SINGLE-GAME TOP 10

Points

1.	Justine Allpress	Hampton (12/30/96)	42
2.	Courtney Willis	TCU (02/13/04)	40
3.	Rosie Thompson	Appalachian State (12/05/77)	39
	Sheilah Cotton	Western Carolina (02/08/74)	39
5.	Danielle Melvin	Richmond (03/05/99)	38
	Rosie Thompson	Francis Marion (02/09/79)	38
7.	Cherie Mills	North Carolina A&T (11/29/05)	36
	Rosie Thompson	James Madison (01/13/78)	36
	Debbie Freeman	Randolph Macon (02/21/76)	36
10.	LaCoya Terry	UAB (02/21/08)	35
	Kathy Riley	Appalachian State (03/03/82)	35
	Rosie Thompson	Appalachian State (02/17/82)	35
	Rosie Thompson	UNC Wilmington (12/16/78)	35

Rebounds

1.	Debbie Freeman	UNC Wilmington (01/18/77)	26
2.	Rosie Thompson	James Madison (12/07/79)	23
3.	Rosie Thompson	Western Carolina (12/18/77)	22
4.	Sheilah Cotten	Old Dominion (02/03/72)	21
	Debbie Freeman	Campbell (02/19/76)	21
	Courtney Willis	TCU (02/13/04)	21
7.	Rosie Thompson	Wake Forest (12/05/78)	20
8.	Debbie Freeman	Appalachian State (12/18/76)	19
	Debbie Freeman	Western Carolina (12/22/76)	19
	Rosie Thompson	Francis Marion (02/09/79)	19
	Danielle Melvin	William and Mary (02/13/00)	19
	l'Tiana Taylor	Tulane (01/07/15)	19
	l'Tiana Taylor	Cincinnati (01/20/16)	19
	l'Tiana Taylor	Memphis (02/13/16)	19

Assists

1.	Gaynor O'Donnell	UNC Asheville (12/13/92)	20
2.	Laurie Sikes	Appalachian State (03/04/81)	14
	Laurie Sikes	N.C. State (02/18/81)	14
4.	Jasmine Young	UAB (02/21/08)	13
	Tamekia Powell	Louisville (02/22/04)	13
	Joana Fogaca	UMKC (12/28/00)	13
	Gaynor O'Donnell	North Carolina A&T (12/03/91)	13
	Laurie Sikes	Appalachian State (01/19/80)	13
9.	Joana Fogaca	VCU (03/04/01)	12
	Gaynor O'Donnell	Northwestern State (12/01/90)	12
	Gaynor O'Donnell	Georgia Southern (11/24/89)	12
	Sylvia Bragg	UNC Wilmington (02/05/85)	12
	Alex Frazier	Savannah State (12/20/18)	12

Steals

1.	Delphine Mabry	William and Mary (02/09/87)	11
2.	Toina Coley	Winthrop (12/21/92)	10
	Lashonda Monk	SMU (02/03/18)	10
4.	Ashley Clarke	Maryland (11/26/10)	9
	Tamilla Murray	William and Mary (01/07/01)	9
	Lashonda Monk	Wake Forest (11/24/18)	9
	Lashonda Monk	Tulane (2/29/20)	9
	Lashonda Monk	Tulsa (2/19/20)	9
	Rosie Thompson	Appalachian State (12/05/77)	9
10.	Lashonda Monk	3 times (2018-19 season)	8

Kyani White	Converse (11/18/12)	8
Kristine Mial	Marshall (02/26/12)	8
Danielle Charlesworth	Western Carolina (01/06/95)	8
Toina Coley	James Madison (02/10/92)	8
Tonya Hargrove	North Carolina A&T (02/13/91)	8
Jody Rodriguez	Richmond (02/21/84)	8

Blocked Shots (Five Or More)

1.	Marcia Girven	Campbell (11/30/77)	12
2.	Ondrea Shaw	Loyola Maryland (12/09/14)	10
3.	Ondrea Shaw	Bethune Cookman (12/29/13)	7
	Ondrea Shaw	Rhode Island (11/15/14)	7
	Destiny Campbell	Monmouth (11/19/18)	7
	Tylar Bennett	UCF (1/8/22)	7
7.	Ondrea Shaw	Old Dominion (03/05/14)	6
	Ondrea Shaw	Charlotte (02/01/14)	6
	Ondrea Shaw	Ohio (12/20/13)	6
	Jean Best	Marshall (02/03/11)	6
	Angela Sye	Coppin State (12/30/01)	6
	Jen Cox	Coastal Carolina (01/28/97)	6
	Thais Oliveira	Tulsa (2/20/18)	6
	Tylar Bennett	Cincinnati (1/16/22)	6

■ OTHER SINGLE-GAME RECORDS

Field Goal Accuracy (Min. 5)

100.0 (9-9) by Tonya Hargrove	vs. Winthrop (12/16/89)
(9-9) by Thais Oliveira	vs. Kennesaw State (12/04/17)
(5-5) by Brandi Renfro	vs. UNC Greensboro (12/08/01)
(7-7) by Samantha Pankey	vs. Memphis (02/02/03)
(7-7) by Jennifer Jackson	vs. Cincinnati (02/09/03)
(6-6) by Shanita Sutton	vs. Cincinnati (02/11/05)
(5-5) by Viola Cooper	vs. UNC Wilmington (12/13/03)
(5-5) by Kelly Smith	vs. Marshall (01/04/10)
(5-5) by Gabrielle Holston	vs. Alcorn State (11/17/15)

Free Throw Accuracy (Min. 8)

100.0 (14/14) Gaynor O'Donnell	American (02/15/92)
(10/10) Abria Trice	at Tulane (01/15/14)
(9-9) Jada Payne	at College of Charleston (01/02/14)
(8-8) Fanni Csutoras	Alcorn State (11/17/16)
(8-8) Celeste Stewart	Tulsa (03/07/12)
(8-8) Ashley Clarke	Hampton (12/12/09)
(8-8) Courtney Willis	West Virginia (11/23/03)
(8-8) Kim Enoch	UAB (02/17/02)
(8-8) Thais Oliveria	Wichita State (01/30/18)

Three-Point Field Goals Made (Min. 6)

7	by DeV Vaughn Gray	vs. Fairfield (11/14/14)
	by Misty Horne	vs. Norfolk State (12/30/98)
	by Justine Allpress	vs. Hampton (12/30/96)
6	by Jada Payne	Cleveland State (12/01/13)
	by Shala Hodges	UCF (02/23/12)
	by Jasmine Young	UTEP (02/17/06)
	by Ariyana Williams	Savannah State (12/20/17)
	by Necole Hope	UNCW (12/30/18)
	by Taniyah Thompson	Dayton (12/21/19)
	by Taniyah Thompson	High Point (11/12/21)

SINGLE-SEASON

Points

1. Rosie Thompson (1978-79)	723
2. Jada Payne (2015-16)	625
3. Rosie Thompson (1977-78)	621
4. Kathy Riley (1980-81)	615
5. Mary Denkler (1982-83)	586
6. Rosie Thompson (1979-80)	585
7. Jada Payne (2013-14)	569
8. Jada Payne (2014-15)	563
9. Mary Denkler (1981-82)	542
10. LaCoya Terry (2008-09)	541

Scoring Average

1. Rosie Thompson (1978-79)	24.9
2. Mary Denkler (1982-83)	22.5
3. Rosie Thompson (1977-78)	20.7
4. Kathy Riley (1980-81)	20.5
5. Mary Denkler (1981-82)	20.1
6. Debbie Freeman (1976-77)	20.0
7. Jada Payne (2015-16)	19.5
8. Rosie Thompson (1979-80)	18.6
Courtney Willis (2003-04)	18.6
10. Jada Payne (2013-14)	18.4

Rebounds

1. Rosie Thompson (1978-79)	358
2. l'Tiana Taylor (2015-16)	321
3. Rosie Thompson (1979-80)	295
4. Rosie Thompson (1977-78)	293
Debbie Freeman (1975-76)	293
6. Marcia Girven (1980-81)	288
Marcia Girven (1978-79)	288
8. l'Tiana Taylor (2014-15)	284
9. Tonya Hargrove (1991-92)	280
Courtney Willis (2003-04)	280

Rebounding Average

1. Debbie Freeman (1976-77)	12.7
2. Rosie Thompson (1978-79)	12.5
3. Courtney Willis (2003-04)	10.0
l'Tiana Taylor (2015-16)	10.0
5. Rhonda Smith (1992-93)	9.9
6. Rosie Thompson (1977-78)	9.8
7. Tonya Hargrove (1991-92)	9.7
8. Marcia Girven (1980-81)	9.6
9. Rosie Thompson (1979-80)	9.5
10. Sarah Gray (1989-90)	9.1
Tonya Hargrove (1990-91)	9.1

Field Goal Percentage (Min. 100 Attempts)

1. Jean Best (2008-09)	.615 (99-161)
2. Tomekia Blackmon (1992-93)	.606 (100-165)
3. Jean Best (2010-11)	.590 (72-122)
4. Kathy Riley (1980-81)	.554 (253-457)
5. Crystal Wilson (2009-10)	.553 (68-123)
6. Courtney Willis (2003-04)	.549 (208-379)
7. Mary Denkler (1980-81)	.548 (181-330)

8. Chareya Smith (2009-10)	.547 (105-192)
9. Mary Denkler (1982-83)	.546 (245-449)
10. Tomekia Blackmon (1995-96)	.544 (123-226)

Free-Throw Percentage (Min. 50 Attempts)

1. Jada Payne (2014-15)	.865 (77-89)
2. Jada Payne (2013-14)	.843 (107-127)
3. Jessica Slack (2006-07)	.840 (42-50)
4. Abria Trice (2013-14)	.831 (128-154)
5. Viola Cooper (2004-05)	.815 (53-65)
6. Justine Allpress (1995-96)	.812 (95-117)
7. Jada Payne (2015-16)	.809 (114-141)
8. Kim Gay (2010-11)	.800 (64-80)
9. Danielle Charlesworth (1993-94)	.797 (59-74)
10. Ariana Jackson (2010-11)	.796 (43-54)

Three Point Field Goals Made

1. Jada Payne (2014-15)	80
2. Jada Payne (2013-14)	70
3. Allison Spivey (2009-10)	63
4. Jennifer Jackson (2003-04)	59
5. Whitney Edwards (2012-13)	58
Justine Allpress (1995-96)	58
7. Allison Spivey (2010-11)	57
8. Kelly Smith (2009-10)	56
9. Misty Horne (1998-99)	55
Jasmine Young (2007-08)	55

Blocked Shots

1. Ondrea Shaw (2013-14)	101
2. Marcia Girven (1977-78)	95
3. Jen Cox (1996-97)	61
4. Lu Ann Swaim (1974-75)	60
5. Ondrea Shaw (2014-15)	53
6. Monique Pompili (1986-87)	51
7. Jen Cox (1997-98)	50
8. Marcia Girven (1979-80)	47
Jean Best (2008-09)	47
10. Monique Pompili (1987-88)	46

Assists

1. Gaynor O'Donnell (1992-93)	300
2. Laurie Sikes (1979-80)	225
3. Gaynor O'Donnell (1991-92)	200
4. Laurie Sikes (1980-81)	188
5. Jasmine Young (2007-08)	186
6. Ashley Clarke (2009-10)	180
7. Gaynor O'Donnell (1990-91)	173
8. Jasmine Young (2006-07)	164
9. Jasmine Young (2008-09)	162
10. Gaynor O'Donnell (1989-90)	160

Steals

1. Lashonda Monk (2019-20)	125
2. Toina Coley (1992-93)	123
3. Lashonda Monk (2017-18)	116
4. Delphine Mabry (1986-87)	110
5. Dominique Claytor (2019-20)	92
6. Toina Coley (1991-92)	91

7. Jasmine Young (2006-07)	79	6. Marcia Girven (1977-78)	.476 (91-191)
8. Jasmine Young (2005-06)	78	7. Darlene Chaney (1981-82)	.470 (79-168)
Delphine Mabry (1985-86)	78	8. Rosie Thompson (1975-76)	.469 (130-277)
10. Sam Jones (1981-82)	75	9. Mary Denkler (1979-80)	.465 (94-202)
Lashonda Monk (2017-18)	75	10. Monique Pompili (1984-85)	.462 (91-197)

SINGLE SEASON FRESHMEN RECORDS

Points

1. Taniyah Thompson (2019-20)	412
2. Jasmie Young (2005-06)	377
3. Rosie Thompson (1975-76)	348
4. Ariyana Williams (2017-18)	272
5. Jean Best (2008-09)	260
6. Sylvia Bragg (1982-83)	256
7. Loraine Foster (1981-82)	250
8. Lydia Rountree (1977-78)	245
9. Tomekia Blackmon (1992-93)	241
10. Lashonda Monk (2017-18)	232

Scoring Average

1. Rosie Thompson (1975-76)	19.3
2. Taniyah Thompson (2019-20)	13.7
3. Jasmine Young (2005-06)	13.0
4. Kim Enoch (2001-02)	10.0
5. Sylvia Bragg (1982-83)	9.8
6. Tomekia Blackmon (1992-93)	9.6
7. Teana McKiver (1998-99)	9.5
8. Loraine Foster (1981-82)	9.3
9. Ariyana Williams (2017-18)	9.1
10. Allison Trapp (1998-99)	8.6

Rebounds

1. Marcia Girven (1977-78)	205
2. Rosie Thompson (1975-76)	194
3. Monique Pompili (1984-85)	187
4. Tatiana Chapple (2011-12)	175
5. Tracey Kelley (1993-94)	161
6. Mary Denkler (1979-80)	160
7. Kim Enoch (2001-02)	153
8. Darlene Chaney (1981-82)	144
9. Jean Best (2008-09)	142
10. Tali Robich (1999-00)	135

Rebounding Average

1. Rosie Thompson (1975-76)	10.8
2. Kim Enoch (2001-02)	7.0
3. Marcia Girven (1977-78)	6.8
4. Tracey Kelley (1993-94)	6.7
5. Monique Pompili (1984-85)	6.4
6. Tatiana Chapple (2011-12)	5.6
7. Teana McKiver (1998-99)	5.5
8. Darlene Chaney (1981-82)	5.3
9. Mary Denkler (1979-80)	5.2
10. Shay Hayes (1993-94)	5.1

Field Goal Percentage

1. Jean Best (2008-09)	.615 (99-161)
2. Tomekia Blackmon (1992-93)	.606 (100-165)
3. Teanna McKiver (1998-99)	.545 (72-132)
4. Tonya Hargrove (1988-89)	.509 (57-112)
5. Alma Bethea (1984-85)	.495 (52-105)

Free Throw Percentage (Min. 50 Attempts)

1. Sylvia Bragg (1982-83)	.769 (50-65)
2. Allison Spivey (2007-08)	.720 (36-50)
3. Rosie Thompson (1975-76)	.704 (88-125)
4. Keisha Anthony (2003-04)	.702 (40-57)
5. Allison Trapp (1998-99)	.696 (39-56)
6. Taniyah Thompson (2019-20)	.687 (46-67)
7. Tricia Peckham (1997-98)	.680 (34-50)
8. Shay Hayes (1993-94)	.679 (38-56)
9. Mary Denkler (1979-80)	.678 (40-58)
10. Alma Bethea (1984-85)	.667 (54-81)

Three-Point Field Goals Made

1. Ariyana Williams (2017-18)	51
2. Jasmine Young (2005-06)	50
3. Taniyah Thompson (2019-20)	42
4. Jessica Slack (2005-06)	42
5. Misty Horne (1996-97)	42
6. Allison Spivey (2007-08)	36
7. Kris May Richardson (2001-02)	31
8. Justine Allpress (1993-94)	31
9. Tali Robich (1999-00)	28
10. J'Kyra Brown (2013-14)	27

Blocked Shots

1. Marcia Girven (1977-78)	95
2. Jean Best (2008-09)	47
3. Teanna McKiver (1998-99)	41
3. Monique Pompili (1984-85)	31
4. Lauren Cochran (2006-07)	17
6. Impris Manning (2005-06)	16
7. Angela Sye (2000-01)	14
Tonya Hargrove (1988-89)	14
Alma Bethea (1984-85)	14
10. Beth Jaynes (1995-96)	12
Darlene Chaney (1981-82)	12

Assists

1. Gaynor O'Donnell (1989-90)	160
2. Jasmine Young (2005-06)	153
3. Lashonda Monk (2017-18)	93
4. Ayana McWilliams (2001-02)	77
5. Alex Frazier (2015-16)	71
6. Tamekia Powell (2003-04)	67
7. Ashley Clarke (2008-09)	66
8. Keisha Anthony (2003-04)	65
9. Loraine Foster (1981-82)	59
10. Impris Manning (2005-06)	56

Steals

1. Jasmine Young (2005-06)	78
2. Lashonda Monk (2017-18)	75
3. Taniyah Thompson (2019-20)	57
4. Lydia Rountree (1977-78)	57
5. Impris Manning (2005-06)	43

6.	LaCoya Terry (2005-06)	41	4.	Tonya Hargrove (1988-92)	815
7.	Gaynor O'Donnell (1989-90)	41	5.	Mary Denkler (1979-83)	801
8.	Jody Rodriguez (1983-84)	40	6.	Lisa Squirewell (1982-86)	743
	Loraine Foster (1981-82)	40	7.	Tracey Kelley (1993-97)	732
10.	Ryann Evans (2019-20)	39	8.	Sarah Gray (1986-91)	724
	Ayana McWilliams (2001-02)	39	9.	Alma Bethea (1984-88)	709
			10.	Danielle Melvin (1996-2000)	682

Minutes Played

1.	Jasmine Young (2005-06)	1,097
2.	Taniyah Thompson (2019-20)	1,045
3.	Marcia Girven (1977-78)	904
4.	Lydia Rountree (1977-78)	790
5.	Gaynor O'Donnell (1989-90)	772
6.	Tatiana Chapple (2011-12)	757
7.	Impris Manning (2005-06)	743
8.	Ayana McWilliams (2001-02)	741
9.	Loraine Foster (1981-82)	706
10.	Ryann Evans (2019-20)	691

Minutes Per Game

1.	Jasmine Young (2005-06)	37.8
2.	Taniyah Thompson (2019-20)	34.8
3.	Delphine Mabry (1982-83)	31.8
4.	Marcia Girven (1977-78)	30.1
5.	Ayana McWilliams (2001-02)	29.6
6.	Gaynor O'Donnell (1989-90)	27.6
7.	Kim Enoch (2001-02)	27.5
8.	Impris Manning (2005-06)	26.5
9.	Lydia Rountree (1977-78)	26.3
10.	Loraine Foster (1981-82)	26.1

INDIVIDUAL CAREER RECORDS

Points

1.	Rosie Thompson (1975-80)	2,352
2.	Mary Denkler (1979-83)	1,789
3.	Jada Payne (2013-16)	1,757
4.	LaCoya Terry (2005-09)	1,648
5.	Jasmine Young (2005-09)	1,591
6.	Debbie Freeman (1974-78)	1,570
7.	Tonya Hargrove (1988-92)	1,532
8.	Jennifer Jackson (2001-05)	1,490
9.	Courtney Willis (2000-04)	1,374
10.	Sylvia Bragg (1982-86)	1,366

Scoring Average

1.	Rosie Thompson (1975-80)	20.8
2.	Kathy Riley (1979-81)	18.9
3.	Jada Payne (2013-16)	18.3
4.	Sheilah Cotten (1971-75)	18.0
5.	Debbie Freeman (1974-78)	17.1
6.	Mary Denkler (1979-83)	16.1
7.	Sam Jones (1980-82)	16.0
8.	Rhonda Smith (1991-93)	15.5
9.	Cherie Mills (2005-07)	15.4
10.	Jennifer Jackson (2001-05)	13.7
	Tonya Hargrove (1988-92)	13.7

Rebounds

1.	Rosie Thompson (1975-80)	1,183
2.	Marcia Girven (1977-81)	1,016
3.	Debbie Freeman (1974-78)	955

Rebounding Average

1.	Rosie Thompson (1975-80)	10.5
2.	Debbie Freeman (1974-78)	10.3
3.	Lu Ann Swaim (1973-75)	9.7
4.	I'Tiana Taylor (2014-16)	9.5
5.	Rhonda Smith (1991-93)	8.6
6.	Marcia Girven (1977-81)	8.5
7.	Sheilah Cotten (1971-75)	8.3
8.	Britny Edwards (2011-13)	7.8
9.	Sarah Gray (1986-91)	7.5
10.	Cherie Mills (2005-07)	7.4

Field Goal Percentage (Min. 250 Attempts)

1.	Jean Best (2008-12)	.568 (248-437)
2.	Tomekia Blackmon (1992-96)	.534 (477-894)
3.	Tonya Hargrove (1988-92)	.529 (568-1074)
	Chareya Smith (2008-12)	.529 (120-277)
5.	Rhonda Smith (1991-93)	.525 (341-650)
6.	Toni Thurman (1989-93)	.524 (150-286)
7.	Jennifer Jackson (2001-05)	.512 (536-1047)
8.	Courtney Willis (2000-04)	.511 (546-1069)
9.	Mary Denkler (1979-83)	.510 (748-1468)
10.	Lisa Squirewell (1982-86)	.509 (245-481)

Free Throw Percentage (Min. 150 Attempts)

1.	Jada Payne (2013-16)	.835 (298-357)
2.	Abria Trice (2013-15)	.831 (128-154)
3.	Kim Gay (2007-11)	.775 (179-231)
4.	Allison Spivey (2007-11)	.763 (119-156)
5.	Waynetta Veney (1998-2000)	.744 (260-349)
6.	Jennifer Jackson (2001-05)	.742 (259-349)
7.	Rosie Thompson (1975-80)	.740 (534-722)
8.	Lashonda Monk (2017-21)	.736 (299-406)
9.	Mary Denkler (1979-83)	.734 (293-399)
10.	Sam Jones (1980-82)	.733 (132-180)
	Danielle Charlesworth (1993-96)	.733 (165-225)

Three-Point Field Goals Made

1.	Allison Spivey (2007-11)	201
2.	Jada Payne (2013-16)	187
3.	Jasmine Young (2005-09)	177
4.	Justine Allpress (1993-97)	166
5.	Jennifer Jackson (2001-05)	159
6.	Tali Robich (1999-2003)	155
7.	Misty Horne (1996-99)	137
8.	Lashonda Monk (2017-21)	115
9.	LaCoya Terry (2005-09)	104
10.	Kristine Mial (2011-14)	103

Three-Point Field Goals Attempted

1.	Jasmine Young (2005-09)	592
2.	Justine Allpress (1993-97)	554
3.	Allison Spivey (2007-11)	548
4.	Jennifer Jackson (2001-05)	514

Jada Payne (2013-16)	514
6. Tali Robich (1999-03)	492
7. Lashonda Monk (2017-21)	440
8. Misty Horne (1996-99)	376
9. Kristine Mial (2011-14)	344
10. Danielle Charlesworth (1993-96)	297
Celeste Stewart (2009-13)	297

Three-Point FG Percentage (Min. 150 Attempts)

1. Allison Spivey (2007-11)	.367 (201-548)
Alisha Bishop (2000-04)	.367 (58-158)
3. Jada Payne (2013-16)	.364 (187-514)
Misty Horne (1996-99)	.364 (137-376)
5. Kim Gay (2007-11)	.359 (60-167)
6. Viola Cooper (2003-05)	.346 (84-243)
7. LaCoya Terry (2005-09)	.340 (71-209)
8. Kelly Smith (2009-11)	.337 (86-255)
9. Gaynor O'Donnell (1989-93)	.335 (88-263)
10. Shae Nelson (2013-15)	.324 (73-225)

Blocked Shots

1. Marcia Girven (1977-81)	212
2. Ondrea Shaw (2013-15)	154
3. Monique Pompili (1984-88)	149
4. Jean Best (2008-12)	115
5. Jen Cox (1996-98)	111
6. Britny Edwards (2011-13)	88
7. Tonya Hargrove (1988-92)	87
8. Lu Ann Swaim (1973-75)	76
9. Tiara Chambers (2018-pres.)	74
10. Gretta Savage (1985-89)	73

Assists

1. Gaynor O'Donnell (1989-93)	833
2. Jasmine Young (2005-09)	665
3. Laurie Sikes (1979-81)	413
4. Joana Fogaca (1999-01)	388
5. Sylvia Bragg (1982-86)	367
LaCoya Terry (2005-09)	367
7. Celeste Stewart (2009-13)	366
8. Lashonda Monk (2017-21)	364
8. Janesha Ebron (2011-15)	361
9. Ashley Clarke (2008-11)	358

Steals

1. Lashonda Monk (2017-21)	375
2. Toina Coley (1988-93)	292
3. Delphine Mabry (1982-87)	264
Jasmine Young (2005-09)	264
5. Dominique Claytor (2016-21)	242
6. Gaynor O'Donnell (1989-93)	223
7. Jasmine Young (2005-09)	216
8. Danielle Charlesworth (1992-96)	192
9. LaCoya Terry (2005-09)	187
10. Lydia Rountree (1977-81)	178
Tonya Hargrove (1988-92)	178

Games Played

1. Celeste Stewart (2009-13)	128
2. Janesha Ebron (2011-15)	127
Tatiana Chapple (2011-15)	127
4. Kim Gay (2007-11)	124

Allison Spivey (2007-11)	124
6. Jasmine Young (2005-09)	123
LaCoya Terry (2005-09)	123
8. Marcia Girven (1977-81)	120
Nicole Days (2004-08)	120
Chareya Smith (2008-12)	120

Games Started

1. Jasmine Young (2005-09)	122
2. Marcia Girven (1977-81)	117
3. Tatiana Chapple (2011-15)	115
4. Gaynor O'Donnell (1989-93)	112
Rosie Thompson (1975-80)	112
6. LaCoya Terry (2005-09)	102
7. Sylvia Bragg (1982-86)	96
8. Jada Payne (2013-16)	95
Allison Spivey (2007-11)	95
10. Delphine Mabry (1982-84,85-87)	91

Minutes (Since 1980)

1. Jasmine Young (2005-09)	4,228
2. LaCoya Terry (2005-09)	3,880
3. Gaynor O'Donnell (1989-93)	3,725
4. Sylvia Bragg (1982-86)	3,488
5. Allison Spivey (2007-11)	3,297
6. Delphine Mabry (1982-84,85-87)	3,290
7. Jada Payne (2013-16)	3,273
8. Lashonda Monk (2017-21)	3,133
9. Danielle Charlesworth (1993-96)	2,982
10. Tali Robich (1999-03)	2,974

MISCELLANEOUS INDIVIDUAL RECORDS

1,000-Point Club

1. Rosie Thompson	1975-80	2,352
2. Mary Denkler	1979-83	1,789
3. Jada Payne#	2013-16	1,757
4. LaCoya Terry	2005-09	1,648
5. Jasmine Young	2005-09	1,591
6. Debbie Freeman	1974-78	1,570
7. Tonya Hargrove	1988-92	1,532
8. Jennifer Jackson	2001-05	1,490
9. Courtney Willis	2000-04	1,374
10. Sylvia Bragg	1982-86	1,366
11. Lashonda Monk	2017-21	1,344
12. Lydia Rountree	1977-81	1,262
13. Tomekia Blackmon	1992-96	1,233
14. Justine Allpress	1993-97	1,228
15. Sarah Gray	1986-91	1,178
16. Alma Bethea	1984-88	1,167
17. Sheila Cotten	1971-75	1,152
18. Kathy Riley*	1979-81	1,150
19. Lisa Squirewell	1982-86	1,111
20. Marcia Girven	1977-81	1,086
21. Gale Kerbaugh	1975-79	1,065
22. Allison Spivey	2007-11	1,046
23. Gaynor O'Donnell	1989-93	1,015

*Played only two seasons /#Played only three seasons

30-Point Club

1. Rosie Thompson	1975-80	11
2. Debbie Freeman	1974-78	10

3.	Mary Denkler	1979-83	6	3.	l'Tiana Taylor	2014-16	9
4.	Jennifer Jackson	2001-05	5	4.	Tonya Hargrove	1988-92	7
	Sheilah Cotten	1971-75	5		Courtney Willis	2000-04	7
	Kathy Riley	1979-81	5	6.	Sheilah Cotten	1971-75	6
7.	Tonya Hargrove	1988-92	4	7.	Marcia Girven	1977-81	5
8.	LaCoya Terry	2005-09	3		Sarah Gray	1986-90	5
	Jada Payne	2013-16	3	9.	Mary Denkler	1979-83	4
10.	Cherie Mills	2005-07	2		Rhonda Smith	1991-93	4
	Courtney Willis	2000-04	2		Tracey Kelley	1993-97	4
					Danielle Melvin	1996-00	4
1,000-Rebound Club							
1.	Rosie Thompson	1975-80	1,183	13.	Britny Edwards	2011-13	3
2.	Marcia Girven	1977-81	1,016		Lu Ann Swaim	1973-75	3
15-Rebound Club							
1.	Rosie Thompson	1975-80	12	15.	Sheilah Bowe	1976-77	2
2.	Debbie Freeman	1974-78	12		Alma Bethea	1984-88	2
					Nicole Days	2004-08	2
					Alma Bethea	1984-88	2

Individual Year-By-Year Leaders

POINTS SCORED

Year	Player(s)	Points
1976-77	Debbie Freeman	440
1977-78	Rosie Thompson	621
1978-79	Rosie Thompson	723
1979-80	Rosie Thompson	585
1980-81	Kathy Riley	615
1981-82	Mary Denkler	542
1982-83	Mary Denkler	586
1983-84	Sylvia Bragg	394
1984-85	Anita Anderson	386
1985-86	Lisa Squirewell	424
1986-87	Alma Bethea	342
1987-88	Alma Bethea	362
1988-89	Sarah Gray	404
1989-90	Sarah Gray	479
1990-91	Tonya Hargrove	513
1991-92	Tonya Hargrove	469
1992-93	Rhonda Smith	447
1993-94	Tomeika Blackmon	369
1994-95	Tomeika Blackmon	305
1995-96	Justine Allpress	399
1996-97	Justine Allpress	457
1997-98	Jen Cox	266
1998-99	Waynetta Veney	398
1999-00	Danielle Melvin	456
2000-01	Tamilla Murray	383
2001-02	Courtney Willis	307
2002-03	Jennifer Jackson	485
2003-04	Courtney Willis	520
2004-05	Jennifer Jackson	458
2005-06	Cherie Mills	468
2006-07	Cherie Mills	474
2007-08	LaCoya Terry	462
2008-09	LaCoya Terry	541
2009-10	Ashley Clarke	383
2010-11	Kim Gay	358
2011-12	Chareya Smith	328
2012-13	Whitny Edwards/Celeste Stewart	371
2013-14	Jada Payne	569
2014-15	Jada Payne	563
2015-16	Jada Payne	625
2016-17	Kristen Gaffney	448
2017-18	Ariyana Williams	272
2018-19	Lashonda Monk	396
2019-20	Lashonda Monk	447
2020-21	Lashonda Monk	269

SCORING AVERAGE

Year	Player	GP	Avg.
1976-77	Debbie Freeman	18	20.0
1977-78	Rosie Thompson	30	20.7
1978-79	Rosie Thompson	29	24.9
1979-80	Rosie Thompson	31	18.6
1980-81	Kathy Riley	30	20.5
1981-82	Mary Denkler	27	20.1
1982-83	Mary Denkler	26	22.5
1983-84	Sylvia Bragg	30	13.1
1984-85	Anita Anderson	29	13.3
1985-86	Lisa Squirewell	30	14.1
1986-87	Monique Pompili	28	12.1
1987-88	Alma Bethea	27	13.4

1988-89	Sarah Gray	28	14.4
1989-90	Sarah Gray	28	17.1
1990-91	Tonya Hargrove	29	17.7
1991-92	Tonya Hargrove	29	16.2
1992-93	Rhonda Smith	28	16.0
1993-94	Tomeika Blackmon	26	14.2
1994-95	Tomeika Blackmon	19	16.1
1995-96	Justine Allpress	27	14.8
1996-97	Justine Allpress	29	15.8
1997-98	Jen Cox	28	9.5
1998-99	Waynetta Veney	28	14.2
1999-00	Danielle Melvin	29	15.7
2000-01	Tamilla Murray	28	13.7
2001-02	Courtney Willis	25	12.3
2002-03	Jennifer Jackson	28	17.3
2003-04	Courtney Willis	28	18.6
2004-05	Jennifer Jackson	28	16.4
2005-06	Cherie Mills	29	16.1
2006-07	Cherie Mills	32	14.8
2007-08	LaCoya Terry	30	15.4
2008-09	LaCoya Terry	31	17.5
2009-10	Ashley Clarke	34	11.3
2010-11	Kim Gay	29	12.3
2011-12	Chareya Smith	30	10.9
2012-13	Whitny Edwards	31	12.0
2013-14	Jada Payne	31	18.4
2014-15	Jada Payne	33	17.1
2015-16	Jada Payne	32	19.5
2016-17	Kristen Gaffney	30	14.9
2017-18	Ariyana Williams	30	9.1
2018-19	Lashonda Monk	30	13.2
2019-20	Lashonda Monk	30	14.9
2020-21	Lashonda Monk	20	13.5

REBOUNDING

Year	Player	Rebs.	Avg.
1975-76	Debbie Freeman	293	16.2
1976-77	Debbie Freeman	279	12.7
1977-78	Rosie Thompson	293	9.8
1978-79	Rosie Thompson	358	12.5
1979-80	Rosie Thompson	295	9.5
1980-81	Marcia Girven	288	9.6
1981-82	Mary Denkler	231	8.6
1982-83	Mary Denkler	205	7.9
1983-84	Lisa Squirewell	185	6.6
1984-85	Lisa Squirewell	277	7.8
1985-86	Lisa Squirewell	241	8.0
1986-87	Monique Pompili	183	8.0
1987-88	Alma Bethea	234	8.7
1988-89	Sarah Gray	252	9.0
1989-90	Sarah Gray	254	9.1
1990-91	Tonya Hargrove	264	9.1
1991-92	Tonya Hargrove	280	9.7
1992-93	Rhonda Smith	276	9.9
1993-94	Tomeika Blackmon	179	6.9
1994-95	Tracey Kelley	173	6.4
1995-96	Tracey Kelley	177	6.8
1996-97	Tracey Kelley	221	7.9
1997-98	Jen Cox	184	6.6
1998-99	Danielle Melvin	259	8.9
1999-00	Danielle Melvin	237	8.2
2000-01	Tamilla Murray	147	5.1

2001-02	Kim Enoch	153	7.0
2002-03	Jennifer Jackson	219	7.8
2003-04	Courtney Willis	280	10.0
2004-05	Jennifer Jackson	176	6.3
2005-06	Cherie Mills	219	7.6
2006-07	Cherie Mills	234	7.3
2007-08	Nicole Days	230	7.7
2008-09	Kim Gay	162	5.2
2009-10	Kim Gay	194	5.7
2010-11	Kim Gay	174	6.0
2011-12	Britny Edwards	218	7.0
2012-13	Britny Edwards	271	8.5
2013-14	Jada Payne	231	7.5
2014-15	l'Tiana Taylor	284	8.9
2015-16	l'Tiana Taylor	321	10.0
2016-17	Kristen Gaffney	197	6.6
2017-18	Thais Oliveria	168	5.4
2018-19	Raven Johnson	186	6.2
2019-20	Dominique Claytor	184	6.1
2020-21	Dominique Claytor	107	4.9

FIELD GOALS MADE

Year	Player	FG
1976-77	Debbie Freeman	208
1977-78	Rosie Thompson	245
1978-79	Rosie Thompson	275
1979-80	Rosie Thompson	240
1980-81	Kathy Riley	253
1981-82	Mary Denkler	228
1982-83	Mary Denkler	245
1983-84	Sylvia Bragg	156
1984-85	Loraine Foster	172
1985-86	Lisa Squirewell	165
1986-87	Delphine Mabry	127
1987-88	Alma Bethea	140
1988-89	Sarah Gray	176
1989-90	Sarah Gray	214
1990-91	Tonya Hargrove	191
1991-92	Tonya Hargrove	164
1992-93	Rhonda Smith	178
1993-94	Tomeika Blackmon	131
1994-95	Tomeika Blackmon	123
1995-96	J. Allpress/T. Blackmon	123
1996-97	Justine Allpress	136
1997-98	Jen Cox	100
1998-99	Danielle Melvin	136
1999-00	Danielle Melvin	175
2000-01	Tamilla Murray	128
2001-02	Courtney Willis	125
2002-03	Jennifer Jackson	184
2003-04	Courtney Willis	208
2004-05	Jennifer Jackson	158
2005-06	Cherie Mills	191
2006-07	Cherie Mills	192
2007-08	LaCoya Terry	171
2008-09	LaCoya Terry	194
2009-10	Ashley Clarke	129
2010-11	Kim Gay	132
2011-12	Chareya Smith	127
2012-13	Celeste Stewart	144
2013-14	Jada Payne	196
2014-15	Jada Payne	203

2015-16	Jada Payne	237
2016-17	Kristen Gaffney	182
2017-18	Destiny Campbell	97
2018-19	Raven Johnson	133
2019-20	Taniyah Thompson	162
2020-21	Taniyah Thompson	105

■ FIELD GOAL PERCENTAGE (min. 100 attempts)

Year	Player	FGA	Pct
1976-77	Gale Kerbaugh	298	.446
1977-78	Rosie Thompson	469	.523
1978-79	Rosie Thompson	515	.534
1979-80	Rosie Thompson	489	.491
1980-81	Kathy Riley	457	.554
1981-82	Loletha Harrison	157	.478
1982-83	Mary Denkler	449	.546
1983-84	Lisa Squirewell	185	.503
1984-85	Lisa Squirewell	217	.516
1985-86	Delphine Mabry	190	.542
1986-87	Monique Pompili	232	.513
1987-88	Gretta Savage	259	.483
1988-89	Sarah Gray	331	.532
1989-90	Tonya Hargrove	303	.515
1990-91	Tonya Hargrove	355	.538
1991-92	Tonya Hargrove	304	.540
1992-93	Tomekia Blackmon	165	.606
1993-94	Tomekia Blackmon	265	.494
1994-95	Tomekia Blackmon	238	.517
1995-96	Tomekia Blackmon	226	.544
1996-97	Jen Cox	230	.470
1997-98	Jen Cox	191	.524
1998-99	Teana McKiver	132	.545
1999-00	Cecilia Shinn	137	.540
2000-01	Tamilla Murray	244	.525
2001-02	Courtney Willis	255	.490
2002-03	Courtney Willis	335	.481
2003-04	Courtney Willis	379	.549
2004-05	Shanita Sutton	263	.483
2005-06	Cherie Mills	357	.535
2006-07	Cherie Mills	402	.478
2007-08	Lauren Cochran	165	.479
2008-09	Jean Best	161	.615
2009-10	Crystal Wilson	123	.553
2010-11	Jean Best	122	.590
2011-12	Chareya Smith	271	.469
2012-13	Tatiana Chapple	112	.482
2013-14	Abria Trice	364	.448
2014-15	Jasmine Phillips	247	.433
2015-16	Jada Payne	491	.483
2016-17	Kristen Gaffney	368	.495
2017-18	Destiny Campbell	193	.503
2018-19	Destiny Campbell	191	.461
2019-20	Ryann Evans	119	.437
2020-21	Maddie Moore	135	.415

■ THREE-POINT FIELD GOALS MADE

Year	Player	3FGM
1987-88	Chris O'Connor	21
1988-89	Chris O'Connor	12
1989-90	K. Wilson/M. Jones	6
1990-91	Gaynor O'Donnell	27
1991-92	Gaynor O'Donnell	40
1992-93	Gaynor O'Donnell	20

1993-94	Danielle Charlesworth	37
1994-95	D. Charlesworth/J. Allpress	29
1995-96	Justine Allpress	58
1996-97	Misty Horne	40
1997-98	Misty Horne	55
1998-99	Misty Horne	55
1999-00	Waynetta Veney	41
2000-01	Tali Robich	47
2001-02	Tali Robich	37
2002-03	Jennifer Jackson	49
2003-04	Jennifer Jackson	59
2004-05	Jennifer Jackson	40
2005-06	Jasmine Young	50
2006-07	Jasmine Young	43
2007-08	Jasmine Young	55
2008-09	Allison Spivey	45
2009-10	Allison Spivey	67
2010-11	Allison Spivey	53
2011-12	Kristine Mial	41
2012-13	Whitny Edwards	58
2013-14	Jada Payne	70
2014-15	Jada Payne	80
2015-16	DeVaughn Gray	41
2016-17	Antoinette Bannister	48
2017-18	Ariyana Williams	51
2018-19	Lashonda Monk	32
2019-20	Lashonda Monk	44
2020-21	Lashonda Monk	30

■ THREE-POINT FIELD GOAL % (min. 50 attempts)

Year	Player	3FGA	Pct
1987-88	None had 50 attempts	-	-
1988-89	None had 50 attempts	-	-
1989-90	None had 50 attempts	-	-
1990-91	Mechelle Jones	53	.396
1991-92	Gaynor O'Donnell	99	.404
1992-93	Gaynor O'Donnell	73	.274
1993-94	Justine Allpress	101	.307
1994-95	Danielle Charlesworth	108	.269
1995-96	Justine Allpress	179	.324
1996-97	Mist Horne	115	.365
1997-98	Misty Horne	116	.345
1998-99	Misty Horne	145	.379
1999-00	Waynetta Veney	120	.342
2000-01	Tali Robich	130	.362
2001-02	Tali Robich	116	.319
2002-03	Jennifer Jackson	132	.371
2003-04	Alisha Bishop	81	.407
2004-05	Viola Cooper	116	.328
2005-06	Jasmine Young	160	.313
2006-07	Jasmine Young	154	.279
2007-08	LaCoya Terry	61	.361
2008-09	LaCoya Terry	110	.364
2009-10	Allison Spivey	148	.426
2010-11	Shala Hodges	64	.359
2011-12	Shala Hodges	115	.348
2012-13	Kyani White	61	.361
2013-14	Jada Payne	184	.380
2014-15	Jada Payne	191	.419
2015-16	Marina Laramie	111	.333
2016-17	Bre McDonald	55	.382
2017-18	Mickayla Sanders	98	.306
2018-19	Ariyana Williams	101	.297
2019-20	Lashonda Monk	156	.282

2020-21	Lashonda Monk	107	.280
---------	---------------	-----	------

■ FREE THROWS MADE

Year	Player	FTM
1976-77	Gale Kerbaugh	89
1977-78	Rosie Thompson	155
1978-79	Rosie Thompson	173
1979-80	Rosie Thompson	98
1980-81	Kathy Riley	109
1981-82	Mary Denkler	86
1982-83	Mary Denkler	96
1983-84	S. Bragg/A. Phillips	82
1984-85	Lisa Squirewell	91
1985-86	Lisa Squirewell	94
1986-87	Alma Bethea	97
1987-88	Alma Bethea	82
1988-89	Sarah Gray	52
1989-90	Tonya Hargrove	96
1990-91	Tonya Hargrove	131
1991-92	Tonya Hargrove	141
1992-93	Rhonda Smith	91
1993-94	Tomekia Blackmon	107
1994-95	Danielle Charlesworth	59
1995-96	Justine Allpress	95
1996-97	Justine Allpress	137
1997-98	Jen Cox	66
1998-99	Waynetta Veney	138
1999-00	Waynetta Veney	122
2000-01	Tamilla Murray	127
2001-02	Kim Enoch	62
2002-03	Courtney Willis	90
2003-04	Courtney Willis	104
2004-05	Jennifer Jackson	102
2005-06	Cherie Mills	85
2006-07	LaCoya Terry	104
2007-08	LaCoya Terry	98
2008-09	LaCoya Terry	113
2009-10	Ashley Clarke	120
2010-11	Ashley Clarke	85
2011-12	Chareya Smith	74
2012-13	Celeste Stewart	44
2013-14	Abria Trice	128
2014-15	Jada Payne	77
2015-16	Jada Payne	114
2016-17	Kristen Gaffney	77
2017-18	Thais Oliveria	62
2018-19	Lashonda Monk	110
2019-20	Lashonda Monk	83
2020-21	Lashonda Monk	45

■ FREE THROWS ATTEMPTED

Year	Player	FTA
1976-77	Gale Kerbaugh	128
1977-78	Rosie Thompson	199
1978-79	Rosie Thompson	225
1979-80	Rosie Thompson	146
1980-81	Kathy Riley	158
1981-82	Mary Denkler	114
1982-83	Mary Denkler	129
1983-84	Annette Phillips	127
1984-85	Lisa Squirewell	141
1985-86	Lisa Squirewell	137
1986-87	Alma Bethea	133
1987-88	Alma Bethea	112
1988-89	Sarah Gray	84

1989-90	Tonya Hargrove	177
1990-91	Tonya Hargrove	200
1991-92	Tonya Hargrove	207
1992-93	Rhonda Smith	132
1993-94	Tomeika Blackmon	168
1994-95	Tomeika Blackmon	93
1995-96	Justine Allpress	117
1996-97	Justine Allpress	188
1997-98	Shay Hayes	101
1998-99	Waynetta Veney	178
1999-00	Waynetta Veney	171
2000-01	Tamilla Murray	176
2001-02	Kim Enoch	95
2002-03	Courtney Willis	135
2003-04	Courtney Willis	159
2004-05	Jennifer Jackson	133
2005-06	Cherie Mills	115
2006-07	LaCoya Terry	145
2007-08	Jasmine Young	143
2008-09	LaCoya Terry	144
2009-10	Ashley Clarke	159
2010-11	Ashley Clarke	130
2011-12	Chareya Smith	110
2012-13	Celeste Stewart	64
2013-14	Abria Trice	154
2014-15	I'Tiana Taylor	125
2015-16	I'Tiana Taylor	147
2016-17	Kristen Gaffney	122
2017-18	Lashonda Monk	101
2018-19	Lashonda Monk	139
2019-20	Lashonda Monk	109
2020-21	Lashonda Monk	57

FREE THROW PERCENTAGE (min. 50 attempts)

Year	Player	FTA	Pct
1976-77	Gale Kertaugh	128	.695
1977-78	Rosie Thompson	199	.779
1978-79	Rosie Thompson	225	.769
1979-80	Lydia Rountree	52	.770
1980-81	Mary Denkler	98	.724
1981-82	Sam Jones	94	.787
1982-83	Sylvia Bragg	65	.769
1983-84	Sylvia Bragg	119	.689
1984-85	Annette Phillips	59	.695
1985-86	Sylvia Bragg	110	.709
1986-87	Alma Betha	133	.729
1987-88	Alma Betha	112	.732
1988-89	Pam Williams	65	.754
1989-90	Irish Hamilton	59	.695
1990-91	Tonya Hargrove	200	.655
1991-92	Connie Small	55	.764
1992-93	Kim Samuels	54	.759
1993-94	Danielle Charlesworth	74	.797
1994-95	Danielle Charlesworth	76	.776
1995-96	Justine Allpress	177	.812
1996-97	Justine Allpress	188	.729
1997-98	Tricia Peckham	50	.680
1998-99	Waynetta Veney	178	.775
1999-00	Waynetta Veney	171	.713
2000-01	Roc Canady	71	.761
2001-02	Kim Enoch	95	.653
2002-03	Jennifer Jackson	91	.747
2003-04	Jennifer Jackson	80	.750
2004-05	Viola Cooper	65	.815

2005-06	Cherie Mills	115	.739
2006-07	Jessica Slack	50	.840
2007-08	LaCoya Terry	135	.726
2008-09	LaCoya Terry	144	.785
2009-10	Kim Gay	78	.795
2010-11	Kim Gay	80	.800
2011-12	Shala Hodges	69	.783
2012-13	Whitny Edwards	52	.788
2013-14	Jada Payne	127	.843
2014-15	Jada Payne	89	.865
2015-16	Jada Payne	141	.809
2016-17	Kristen Gaffney	122	.631
2017-18	Thais Oliveria	86	.721
2018-19	Salita Greene	53	.792
2019-20	Lashonda Monk	109	.761
2020-21	Lashonda Monk	57	.789

ASSISTS

Year	Player	Assists	Avg.
1976-77	Gale Kertaugh	43	2.0
1977-78	Debbie Freeman	61	2.0
1978-79	Lydia Rountree	109	3.8
1979-80	Laurie Sikes	225	7.3
1980-81	Laurie Sikes	188	6.3
1981-82	Sam Jones	158	5.9
1982-83	Fran Hooks	72	2.8
1983-84	Delphine Mabry	78	2.7
1984-85	Sylvia Bragg	153	5.3
1985-86	Sylvia Bragg	111	4.0
1986-87	Delphine Mabry	96	3.3
1987-88	Irish Hamilton	86	3.1
1988-89	Irish Hamilton	138	4.9
1989-90	Gaynor O'Donnell	160	5.7
1990-91	Gaynor O'Donnell	173	6.0
1991-92	Gaynor O'Donnell	200	6.9
1992-93	Gaynor O'Donnell	300	10.7
1993-94	Danielle Charlesworth	81	3.1
1994-95	Danielle Charlesworth	92	3.4
1995-96	Danielle Charlesworth	108	4.2
1996-97	Justine Allpress	114	3.9
1997-98	Misty Horne	52	2.2
1998-99	Waynetta Veney	125	4.5
1999-00	Joana Fogaca	116	4.0
2000-01	Joana Fogaca	180	6.4
2001-02	Ayana McWilliams	85	3.4
2002-03	Tali Robich	112	4.0
2003-04	Viola Cooper	85	3.0
2004-05	Viola Cooper	97	3.5
2005-06	Jasmine Young	153	5.3
2006-07	Jasmine Young	164	5.0
2007-08	Jasmine Young	186	6.2
2008-09	Jasmine Young	162	5.2
2009-10	Ashley Clarke	180	5.2
2010-11	Ashley Clarke	112	3.6
2011-12	Celeste Stewart	106	3.4
2012-13	Celeste Stewart	132	4.1
2013-14	Janisha Ebron	154	4.8
2014-15	Janisha Ebron	144	4.4
2015-16	Khadidja Toure	87	2.7
2016-17	Alex Frazier	77	2.6
2017-18	Alex Frazier	116	3.9
2018-19	Lashonda Monk	101	3.4
2019-20	Lashonda Monk	109	3.6
2020-21	Lashonda Monk	61	3.1

BLOCKS

Year	Player	Blocks	Avg.
1976-77	Debbie Freeman	22	1.0
1977-78	Marcia Girven	95	3.1
1978-79	Marcia Girven	45	1.6
1979-80	Marcia Girven	47	1.5
1980-81	Marcia Girven	25	0.8
1981-82	Loletha Harrison	18	0.7
1982-83	Darlene Chaney	11	0.5
1983-84	Anita Anderson	17	0.7
1984-85	Anita Anderson	35	1.2
1985-86	Monique Pompili	21	0.7
1986-87	Monique Pompili	51	2.2
1987-88	Monique Pompili	46	2.2
1988-89	Gretta Savage	29	1.0
1989-90	Sarah Gray	32	1.1
1990-91	Sandra Grace	33	1.1
1991-92	T. Hargrove/R. Smith	29	1.0
1992-93	Kim Samuels	19	0.7
1993-94	Janet Rodgerson	16	0.6
1994-95	Tracey Kelley	10	0.9
1995-96	Beth Jaynes	12	0.4
1996-97	Jen Cox	61	2.2
1997-98	Jen Cox	50	2.1
1998-99	Teana McKiver	41	2.2
1999-00	Danielle Melvin	16	0.6
2000-01	Joana Fogaca	12	0.4
2001-02	Courtney Willis	16	0.6
2002-03	Shanita Sutton	18	0.6
2003-04	LaToya Horton	18	0.6
2004-05	Shanita Sutton	24	0.9
2005-06	Cherie Mills	32	1.1
2006-07	Cherie Mills	33	1.0
2007-08	Nicole Days	23	0.8
2008-09	Jean Best	47	1.5
2009-10	Jean Best	26	0.8
2010-11	Jean Best	42	1.4
2011-12	Britny Edwards	45	1.5
2012-13	Britny Edwards	43	1.3
2013-14	Ondrea Shaw	101	3.3
2014-15	Ondrea Shaw	53	2.4
2015-16	Jada Payne	21	0.7
2016-17	Khadidja Toure	20	.7
2017-18	Thais Oliveria	44	1.4
2018-19	Destiny Campbell	40	1.4
2019-20	Tiara Chambers	32	1.1
2020-21	Tiara Chambers	20	1.1

STEALS

Year	Player	Steals	Avg.
1976-77	Debbie Freeman	43	2.0
1977-78	Rosie Thompson	64	2.1
1978-79	Lydia Rountree	45	1.6
1979-80	Kathy Riley	53	1.7
1980-81	Sam Jones	52	1.7
1981-82	Sam Jones	75	2.8
1982-83	Fran Hooks	29	1.1
1983-84	Delphine Mabry	50	1.7
1984-85	Sylvia Bragg	73	2.5
1985-86	Delphine Mabry	78	2.6
1986-87	Delphine Mabry	110	3.8
1987-88	Monique Pompili	72	3.4
1988-89	Irish Hamilton	49	1.8
1989-90	Irish Hamilton	50	1.8
1990-91	Tonya Hargrove	61	2.1

1991-92	Toina Coley	91	3.1
1992-93	Toina Coley	123	4.7
1993-94	Danielle Charlesworth	70	2.7
1994-95	Danielle Charlesworth	66	2.4
1995-96	Danielle Charlesworth	56	2.2
1996-97	Justine Allpress	62	2.1
1997-98	Shay Hayes	34	1.3
1998-99	Danielle Melvin	41	1.5
1999-00	Joana Fogaca	38	1.3
2000-01	Tamilla Murray	78	2.8
2001-02	Ayana McWilliams	38	1.5
2002-03	Tali Robich	58	2.1
2003-04	Courtney Willis	47	1.7
2004-05	Viola Cooper	46	1.6
2005-06	Jasmine Young	78	2.7
2006-07	Jasmine Young	79	2.5
2007-08	Jasmine Young	59	2.0
2008-09	LaCoya Terry	51	1.6
2009-10	Ashley Clarke	71	2.1
2010-11	Ashley Clarke	64	2.1
2011-12	Kristine Mial	56	1.8
2012-13	Kyani White	72	2.3
2013-14	Abria Trice	51	1.6
2014-15	Jasmine Phillips	60	1.8
2015-16	Jada Payne	62	1.8
2016-17	Dominique Claytor	38	1.3
	Kristen Gaffney	38	1.3
2017-18	Lashonda Monk	75	2.4

2018-19	Lashonda Monk	116	3.9
2019-20	Lashonda Monk	125	4.2
2020-21	Lashonda Monk	59	3.0

■ MINUTES PLAYED

Year	Player	Mins.	Avg.
1976-77	Debbie Freeman	763	36.3
1977-78	Rosie Thompson	916	30.5
1978-79	Rosie Thompson	1,035	35.7
1979-80	Rosie Thompson	N/A	N/A
1980-81	Marcia Girven	1,006	33.5
1981-82	Mary Denkler	987	36.5
1982-83	Mary Denkler	977	37.6
1983-84	Annette Phillips	1,091	37.6
1984-85	Sylvia Bragg	843	29.1
1985-86	Lisa Squirewell	968	32.3
1986-87	Delphine Mabry	937	32.3
1987-88	Alma Bethea	875	33.7
1988-89	Pam Williams	834	29.8
1989-90	Sarah Gray	812	29.0
1990-91	Tonya Hargrove	970	33.4
1991-92	Tonya Hargrove	944	32.5
1992-93	Gaynor O'Donnell	1,070	38.2
1993-94	Danielle Charlesworth	1,001	38.5
1994-95	Danielle Charlesworth	982	36.4
1995-96	Danielle Charlesworth	999	38.4
1996-97	Justine Allpress	964	33.2
1997-98	Misty Horne	804	33.5

1998-99	Waynetta Veney	912	32.6
1999-00	Danielle Melvin	972	33.5
2000-01	Joana Fogaca	785	28.0
2001-02	Ayana McWilliams	741	29.6
2002-03	Tali Robich	977	34.9
2003-04	Courtney Willis	958	34.2
2004-05	Samantha Pankey	920	32.9
2005-06	Jasmine Young	1,097	37.8
2006-07	Jasmine Young	1,152	34.9
2007-08	LaCoya Terry	1,038	34.6
2008-09	LaCoya Terry	1,028	33.2
2009-10	Ashley Clarke	1,073	31.6
2010-11	Kim Gay	828	28.6
2011-12	Celeste Stewart	836	27.0
2012-13	Celeste Stewart	920	28.8
2013-14	Jada Payne	999	32.2
2014-15	Jada Payne	1,070	32.4
2015-16	Jada Payne	1,204	37.6
2016-17	Kristen Gaffney	957	31.9
2017-18	Alex Frazier	872	29.1
2018-19	Lashonda Monk	904	30.1
2019-20	Taniyah Thompson	1,045	34.8
2020-21	Taniyah Thompson	670	30.5

All-Time Overtime Games

Date	Opponent	Score	Overtimes
Feb. 18, 1975	North Carolina	L, 74-70	1
Feb. 28, 1975	vs. Wake Forest	L, 83-73	1
Jan. 17, 1976	vs. NC State	L, 84-83	1
Jan. 13, 1978	at Madison	L, 73-67	1
Jan. 22, 1979	at Tennessee	L, 92-90	2
Feb. 23, 1979	vs. North Carolina	L, 91-90	1
Jan. 28, 1981	NC State	W, 78-77	1
Feb. 18, 1981	at NC State	W, 97-89	3
Jan. 13, 1990	American	W, 75-73	1
Jan. 18, 1990	Delaware State	W, 72-70	1
Jan. 14, 1991	at George Mason	L, 77-76	1
Jan. 19, 1991	William & Mary	W, 79-76	1
Feb. 9, 1991	James Madison	L, 74-68	1
Jan. 13, 1992	at James Madison	L, 71-69	1
Feb. 17, 1992	at George Mason	W, 67-57	1
Feb. 26, 1992	at William & Mary	W, 84-79	1
Jan. 3, 1993	vs. East Tennessee State	W, 91-83	1
Feb. 11, 1994	at American	L, 80-73	1
Jan. 20, 1995	American	W, 87-85	1
March 9, 1995	vs. James Madison	L, 72-64	1
Jan. 28, 1996	Richmond	W, 78-76	1
Feb. 25, 1996	at Richmond	W, 68-67	1
March 3, 1996	UNC Wilmington	W, 57-53	1
Feb. 15, 1998	James Madison	W, 73-63	3
March 5, 1999	vs. Richmond	W, 116-111	3
Jan. 7, 2001	at William & Mary	W, 76-74	1
Nov. 24, 2001	at Ohio	L, 98-91	1
Dec. 5, 2001	George Mason	L, 62-54	1
Feb. 10, 2002	Marquette	L, 78-70	1
March 2, 2003	Southern Miss	L, 62-61	1
Feb. 13, 2004	TCU	L, 125-119	4
Feb. 20, 2004	at Cincinnati	L, 78-72	2

Date	Opponent	Score	Overtimes
Feb. 22, 2004	at Louisville	L, 79-75	1
Feb. 13, 2005	Louisville	W, 71-65	1
Feb. 12, 2006	UAB	L, 96-94	3
Feb. 17, 2006	at UTEP	W, 77-72	1
Feb. 19, 2006	at Tulane	L, 81-78	1
Dec. 2, 2006	North Dakota State	W, 73-70	2
Feb. 1, 2007	UAB	L, 73-69	1
Jan. 10, 2008	at UAB	L, 84-77	1
Jan. 18, 2008	SMU	L, 73-68	1
Feb. 15, 2009	UCF	W, 86-83	1
Dec. 29, 2009	Binghamton	W, 86-82	1
Jan. 15, 2010	at Houston	W, 94-87	1
Jan. 28, 2010	UAB	W, 78-74	1
Feb. 27, 2010	at Memphis	W, 77-76	1
March 19, 2010	vs. Drexel	W, 78-76	1
Jan. 23, 2011	at Southern Miss	L, 70-67	1
Feb. 26, 2012	at Marshall	W, 63-62	1
March 21, 2013	Western Kentucky	L, 86-77	1
Jan. 11, 2014	at FIU	L, 76-75	1
Jan. 15, 2014	at Southern Miss	L, 82-80	1
Feb. 8, 2014	at UAB	W, 83-73	1
Jan. 4, 2015	at Memphis	L, 60-57	1
Dec. 30, 2015	at Tulsa	L, 81-79	1
Feb. 9, 2016	at SMU	L, 74-67	1
Feb. 13, 2016	Memphis	L, 79-78	1
Feb. 27, 2016	at Memphis	L, 93-84	1
Nov. 13, 2016	Detroit-Mercy	W, 83-81	1
Nov. 24, 2016	vs. Ball State	W, 82-69	1
Jan. 31, 2017	at Tulsa	L, 92-100	1
Nov. 21, 2017	William & Mary	L, 65-71	1
Dec. 17, 2017	vs. UTEP	L, 79-93	1
Jan. 20, 2018	Houston	W, 80-78	1
Jan. 23, 2019	UCF	L, 61-58	1
March 8, 2019	vs. SMU	W, 50-48	1

Team Single Game Records

Most Points 119 vs. TCU (02/13/04)	Fewest Free Throws Attempted 2 vs. Buffalo (12/18/01)	Fewest Steals 0 vs. Old Dominion (02/12/79)
Fewest Points 32 vs. Connecticut (01/28/15)	Highest Free Throw Percentage 100.0 (9-9) vs. William & Mary (02/15/80)	Most Turnovers 45 vs. South Carolina (02/18/77)
Largest Margin of Victory 79 vs. St. Andrew's (11/13/11)	100.0 (9-9) vs. USF (01/02/16)	Fewest Turnovers 6 vs. FIU (03/12/14)
Largest Margin of Defeat 63 at Connecticut (02/06/19)	100.0 (9-9) vs. UConn (03/05/16)	Most Blocked Shots 15 vs. Elon (01/18/75)
Most Field Goals Made 48 vs. Western Carolina (02/21/82)	Most Rebounds 71 vs. UNC Greensboro (01/18/77)	15 vs. Loyola Maryland (12/09/14)
Fewest Field Goals Made 8 vs. George Washington (11/21/04)	Fewest Rebounds 17 vs. Western Washington State (03/22/73)	Longest Winning Streak 22 games (1971-72)
Most Field Goals Attempted 104 vs. West Virginia (01/22/81)	17 vs. Indiana State (03/23/73)	Longest Home Winning Streak 26 games (2012-14)
Highest Field Goal Percentage .769 vs. James Madison (01/15/77)	Most Personal Fouls 37 vs. Old Dominion (02/26/95)	Longest Losing Streak 16 games (01/20/94-03/10/94)
Lowest Field Goal Percentage .164 vs. Rutgers (03/18/07)	37 vs. Old Dominion (02/7/99)	Longest Game 4 OTs 125-119 loss to TCU (02/13/04)
Most Free Throws Made *48 vs. American (02/15/92)	Fewest Personal Fouls 5 vs. Atlantic Christian	3 OTs 116-111 win over Richmond (03/05/99)
Fewest Free Throws Made 0 vs. Buffalo (12/18/01)	Most Assists 35 vs. Delaware State (02/08/89)	3 OTs 73-63 win over James Madison (02/15/98)
Most Free Throws Attempted 58 vs. American (02/15/92)	Fewest Assists 0 vs. UNC Greensboro (01/25/74)	3 OTs 97-89 win over N.C. State (02/18/81)
	0 vs. Francis Marion (02/01/74)	3 OTs 96-94 loss to UAB (02/12/06)
	Most Steals 33 vs. NC State (01/22/73)	First American Athletic Conference Game USF 69, ECU 62 (12/28/14)
	33 vs. St. Andrews (11/13/11)	First American Athletic Conference Win ECU 87, Houston 46 (01/10/15)

TEAM SINGLE-GAME TOP 10

Points		
02/13/04	TCU	119
03/05/99	Richmond	116
11/13/11	St. Andrew's	109
01/29/80	UNC Greensboro	109
02/21/82	Western Kentucky	108
01/17/81	William and Mary	108
01/21/81	West Virginia	106
02/09/80	George Mason	106
12/16/89	Winthrop	105
02/25/89	UNC Wilmington	104
Field Goals Made		
02/21/82	Western Carolina	48
11/13/11	St. Andrew's	47
12/19/09	Houston-Baptist	40
11/11/07	Presbyterian	40
11/28/08	North Carolina Central	38
02/13/04	TCU	38
12/01/00	Charleston Southern	38
11/08/13	Virginia Intermont	37
11/22/10	Virginia Union	37
11/27/09	Bethune-Cookman	37
11/24/01	Ohio	37
03/05/99	Richmond	37

Field Goals Attempted		
01/22/81	West Virginia	104
02/12/06	UAB	88
03/05/99	Richmond	88
11/18/12	Converse	86
02/13/04	TCU	85
03/21/13	Western Kentucky	81
11/08/13	Virginia Intermont	80
11/25/05	Ohio	80
02/13/16	Memphis	79
11/26/06	Florida A&M	77
02/22/04	Louisville	77
02/09/19	Memphis	77
11/6/19	Middle Tennessee	77
Field Goal Percentage		
01/15/77	James Madison	.769
02/05/09	UTEP	.633
12/19/09	Houston-Baptist	.615
01/18/14	Louisiana Tech	.607
12/02/09	VCU	.600
12/07/02	Bethune-Cookman	.590
03/08/10	Southern Miss	.589
11/28/08	North Carolina Central	.576
11/17/15	Presbyterian	.571
12/08/02	Alabama	.566
Three-Point Field Goals Made		
02/10/11	Southern Miss	13

11/28/10	Massachusetts	13
01/10/15	Houston	12
11/14/14	Fairfield	12
11/22/10	Virginia Union	12
01/23/16	at Tulane	11
11/14/15	Texas A&M-Corpus Christi	11
03/22/15	NC State	11
03/01/14	Tulsa	11
02/08/14	at UAB	11
02/19/12	at Tulsa	11
03/08/10	Southern Miss	11
01/28/10	UAB	11
11/11/07	Presbyterian	11
Three-Point Field Goals Attempted		
2/6/21	at Memphis	35
11/23/03	West Virginia	32
12/17/13	at Norfolk State	29
11/08/13	Virginia Intermont	29
02/07/13	Houston	29
11/25/02	South Carolina State	29
03/01/14	Tulsa	28
11/28/10	Massachusetts	28
12/21/04	West Virginia	28
02/10/02	Marquette	28
11/15/17	UNC Wilmington	28
Assists		
Date	Opponent	Assists

02/08/89	Delaware State	35
11/11/07	Presbyterian	31
11/27/09	Bethune-Cookman	29
11/28/08	North Carolina Central	29
11/28/10	Massachusetts	28
12/19/09	Houston-Baptist	28
12/20/17	Savannah State	27
11/18/12	Converse	25
11/22/10	Virginia Union	25
12/02/09	VCU	25
01/14/01	Richmond	25

Steals

Date	Opponent	Steals
11/13/11	St. Andrew's	33
01/22/73	NC State	33
11/18/12	Converse	32
11/08/13	Virginia Intermont	28
02/18/15	SMU	24
12/6/21	NC Central	22
02/3/18	SMU	22
11/14/14	Fairfield	21
12/19/10	Houston-Baptist	21
01/10/13	Rice	20
11/11/12	St. Andrew's	20
11/28/08	North Carolina Central	20
11/26/05	Longwood	20

Blocked Shots

Date	Opponent	Blocks
12/09/14	Loyola Maryland	15
01/18/75	Elon	15
11/15/14	Rhode Island	12
03/06/09	SMU	12
12/29/13	at Bethune-Cookman	11
11/14/08	Hampton	11
1/8/22	UCF	10
12/28/14	USF	10
12/20/14	Norfolk State	10
12/20/13	Ohio	10
11/11/12	St. Andrew's	9
03/05/99	Richmond	9

TEAM SEASON HIGHS

Most Wins

No.	Year	Wins
1.	1980-81	23
	1985-86	23
	2009-10	23
4.	2012-13	22
	2013-14	22
	2014-15	22
7.	1979-80	21
	1991-92	21
	1984-85	20
10.	1977-78	19
	2006-07	19

Most Points Scored

No.	Year	Points
1.	1980-81	2,484
2.	2009-10	2,430
3.	1979-80	2,389

MISCELLANEOUS TEAM RECORDS

100-Point Games (Most Recent First)

103	vs. Savannah State	12/20/17
102	vs. Virginia Intermont	11/08/13
109	vs. St. Andrew's	11/13/11
102	vs. Virginia Union	11/22/10
102	vs. Southern Miss	03/08/10
103	vs. Houston Baptist	12/19/09
119 (4OT)	vs. TCU	02/13/04
116 (3OT)	vs. Richmond	03/05/99
102	vs. Hampton	12/30/96
100	vs. American	02/15/92
100	vs. Dayton	11/30/90
105	vs. Winthrop	12/16/89
104	vs. UNC Wilmington	02/25/89
108	vs. Western Kentucky	02/21/82
103	vs. Appalachian State	03/04/81
102	vs. Wake Forest	02/23/81
106	vs. West Virginia	01/21/81
108	vs. William & Mary	01/17/81
101	vs. Stetson	01/06/81
106	vs. George Mason	02/09/80
109	vs. UNC Greensboro	01/29/80
100	vs. UNC Greensboro	12/09/78
102	vs. Wake Forest	12/05/78

Largest Margin of Victory

79 points 109-30 vs. St. Andrews (11/13/11)

Largest Margin Of Defeat

63 points 118-55 at UConn Duke (2/6/19)

Longest Winning Streak

22 games (1971-72)

Longest Home Winning Streak

26 games (2012-14)

Longest Losing Streak

16 games (1/20/94-3/10/94)

Longest Game

4 overtimes	125-119 loss to TCU (2-13-04)
3 overtimes	116-111 win over Richmond (3/5/99)
3 overtimes	73-63 win over James Madison (2/15/98)
3 overtimes	97-89 win over N.C. State (2/18/81)
3 overtimes	96-94 loss to UAB (2/12/06)

First Conference USA Game

January 6, 2002 East Carolina 62, Charlotte 57

First Conference USA Championship

March 4, 2007 East Carolina 79, Rice 70

Single-Season Records

Highest Scoring Average	82.8 (80-81)
Lowest Scoring Average	39.9 (69-70)
Highest Field Goal Percentage	49.9 (80-81)
Lowest Field Goal Percentage	34.7 (19-20)
Highest Free Throw Percentage	72.0 (13-14)
Lowest Free Throw Percentage	58.6 (19-20)
Most Points	2,430 (09-10)
Most Rebounds	1,451 (79-80)
Fewest Rebounds	916 (19-20)
Highest Rebound Average	52.9 (76-77)
Lowest Rebound Average	30.5 (19-20)
Most Field Goals Made	1,051 (80-81)
Fewest Field Goals Made	572 (01-02)
Most Free Throws Made	572 (91-92)
Fewest Free Throws Made	252 (19-20)
Most Three-Point Field Goals Made	198 (13-14)
Most Three-Point Field Goals Attempted	639 (12-13)
Most Personal Fouls	724 (13-14)
Fewest Personal Fouls	106 (69-70)
Most Assists	542 (09-10)
Most Steals	407 (19-20)
Fewest Steals	172 (82-83)
Most Turnovers	706 (09-10)
Fewest Turnovers	416 (81-82)
Most Blocked Shots	165 (13-14)
Fewest Blocked Shots	29 (82-83)

4.	1978-79	2,357
5.	2013-14	2,249
6.	2014-15	2,199
7.	2008-09	2,193
8.	1991-92	2,188
9.	2010-11	2,180
10.	2006-07	2,173

Highest Scoring Average

No.	Year	Average
1.	1980-81	82.8
2.	1978-79	81.3
3.	1979-80	77.1
4.	1991-92	75.5
5.	1984-85	73.4
6.	1981-82	73.1
7.	2013-14	72.5
8.	1989-90	72.3
9.	2009-10	71.5
10.	1998-99	70.8

Most Field Goals Made

No.	Year	FGM
1.	1980-81	1,051
2.	1979-80	1,019
3.	1978-79	965
4.	2009-10	868
5.	1984-85	852
6.	1989-90	821
7.	1981-82	820
8.	1985-86	819
	2006-07	819
10.	2012-13	812

Most Field Goals Attempted

No.	Year	FGA
1.	1979-80	2,429
2.	1980-81	2,255
3.	1978-79	2,133
4.	2006-07	2,079
5.	2012-13	2,078
6.	2014-15	2,066

7.	2017-18	2,059
8.	2018-19	2,027
9.	2015-16	2,015
10.	2013-14	1,974

Highest Field Goal Percentage

No.	Year	FG Pct.
1.	1985-86	.470
2.	1980-81	.466
3.	1982-83	.458
4.	2009-10	.457
5.	1992-93	.454
6.	1978-79	.452
7.	1984-85	.448
8.	1988-89	.441
9.	1986-87	.439
10.	1991-92	.438

Most Three-Pointers Made

No.	Year	3FGM
1.	2013-14	198
2.	2014-15	192

3.	2009-10	187
4.	2010-11	186
5.	2012-13	181
6.	2003-04	168
7.	2011-12	161
8.	2015-16	159
9.	2007-08	148
10.	2002-03	146

Most Three-Point Attempts

No.	Year	3FGA
1.	2012-13	639
2.	2013-14	615
3.	2010-11	569
4.	2011-12	566
5.	2015-16	565
6.	2014-15	541
7.	2003-04	535
8.	2018-19	513
9.	2017-18	502
10.	2009-10	497

Highest Three-Point Percentage

No.	Year	3FG Pct.
1.	2009-10	.376
2.	2014-15	.355
3.	1996-97	.331
4.	2010-11	.327
5.	2007-08	.322
	2013-14	.322
7.	1989-90	.319
8.	2002-03	.318
9.	1995-96	.317
10.	2008-09	.315

Most Free Throws Made

No.	Year	FTM
1.	1991-92	572
2.	1998-99	516
3.	2009-10	507
4.	2010-11	468
5.	2013-14	465
6.	1999-00	454
7.	2006-07	450
8.	2008-09	437
9.	1978-79	427
10.	1984-85	424

Most Free Throws Attempted

No.	Year	FTA
1.	1991-92	815
2.	1998-99	762
3.	1999-00	727
4.	2009-10	723
5.	2010-11	687
6.	2006-07	683
7.	1984-85	674
8.	2008-09	659
9.	1978-79	652
10.	2013-14	646

Highest Free Throw Percentage

No.	Year	FT Pct.
1.	2013-14	.720
2.	2015-16	.711
3.	2004-05	.706
4.	1991-92	.702
	2002-03	.702

6.	2009-10	.701
7.	2018-19	.690
8.	1984-85	.686
9.	1980-81	.681
	2010-11	.681

Most Rebounds

No.	Year	Rebounds
1.	1979-80	1,451
2.	1978-79	1,448
3.	2006-07	1,423
4.	2014-15	1,359
5.	2009-10	1,347
6.	2013-14	1,341
7.	1984-85	1,335
8.	1980-81	1,325
9.	2012-13	1,317
10.	2015-16	1,273

Highest Rebounding Average

No.	Year	Rebound Avg.
1.	1978-79	49.9
2.	1979-80	46.8
3.	1984-85	46.0
4.	1980-81	44.2
5.	2003-04	43.3
	2013-14	43.3
7.	2006-07	43.1
8.	1990-91	41.3
9.	2012-13	41.2
	2014-15	41.2

Most Assists

No.	Year	Assists
1.	2009-10	542
2.	1980-81	530
3.	1988-89	502
	2008-09	502
5.	2006-07	492
6.	2012-13	488
7.	1992-93	481
8.	2007-08	478
9.	1989-90	469
	2014-15	469

Most Turnovers

No.	Year	Turnovers
1.	2009-10	706
2.	1997-98	702
3.	1996-97	655
4.	1990-91	639
5.	1986-87	634
6.	2010-11	630
7.	1995-96	629
8.	1992-93	626
9.	1984-85	618
10.	2014-15	608

Fewest Turnovers

No.	Year	Turnovers
1.	2020-21 (*22 GP)	348
2.	1981-82	416
3.	1982-83	423
4.	2019-20	479
5.	2018-19	482
6.	1988-89	506
7.	2012-13	508
8.	2005-06	511

9.	1999-00	528
10.	1987-88	529
11.	1980-81	533

Most Turnovers Forced

No.	Year	Turnovers
1.	1979-80	760
2.	2019-20	722
3.	1980-81	721
4.	2014-15	714
5.	1986-87	701
6.	2017-18	680
7.	1991-92	668
8.	2012-13	666
9.	1989-90	658
10.	2018-19	637

Fewest Turnovers Forced

No.	Year	Turnovers
1.	1987-88	439
2.	1982-83	475
3.	2004-05	479
4.	2020-21 (*22 GP)	485
5.	1997-98	486
6.	1993-94	502
7.	2003-04	505
8.	2002-03	513
9.	2015-16	529
10.	2001-02	530
11.	2007-08	545

Most Steals

No.	Year	Steals
1.	2019-20	407
2.	2011-12	388
3.	2014-15	380
4.	1991-92	355
5.	2018-19	340
6.	2017-18	336
7.	2013-14	332
8.	2011-12	330
9.	2010-11	316
10.	2001-02	315

Most Blocks

No.	Year	Blocks
1.	2014-15	181
2.	2013-14	165
3.	1984-85	127
4.	1998-99	121
5.	2017-18	119
	2018-19	119
7.	2006-07	117
8.	1987-88	115
	1990-91	115
10.	2008-09	113

Most Personal Fouls

No.	Year	Fouls
1.	2013-14	724
2.	2017-18	706
3.	2014-15	687
4.	2010-11	683
5.	1994-95	654
6.	2009-10	620
	2015-16	620
8.	1998-99	611
9.	2019-20	601

10.	1980-81	598
	1984-85	598

Fewest Personal Fouls

No.	Year	Fouls
1.	2020-21 (*22 GP)	443
2.	1982-83	444
3.	1981-82	466
4.	2002-03	475
5.	1985-86	477
6.	1989-90	478
7.	2004-05	485
8.	2003-04	494
9.	1986-87	503
10.	1987-88	507
11.	2007-08	513

Scoring Defense

No.	Year	PPG
1.	2012-13	56.8
2.	1983-84	58.8
3.	2011-12	59.3
4.	1985-86	59.6
5.	2014-15	60.3
6.	1982-83	61.2
7.	1997-98	61.3
8.	1986-87	62.2
9.	1981-82	63.7
10.	Three Times	63.9

Year-By-Year Team Statistics

Season	Overall			Conference			3FG-FGA	.Pct	FT-FTA	.Pct	Reb.-Avg.	PF	A	B	S	T	Pts.	Avg.	
	G	W-L	.Pct	W-L	.Pct	FG-FGA													
1976-77	22	7-15	.318																
Opponents																			
1977-78	30	19-11	.633																
Opponents																			
1978-79	29	18-11	.621			965-2133	.452	427-652	.655	1448-49.9	-	327	75	180	-	2357	81.3		
Opponents																			
1979-80	31	21-10	.677			1019-2429	.420	351-533	.659	1451-46.8	548	457	92	238	565	2389	77.1		
Opponents																			
1980-81	30	23-7	.767			1051-2255	.466	382-561	.681	1325-44.2	598	530	52	292	533	2484	82.8		
Opponents																			
1981-82	27	17-10	.630			820-1919	.427	333-504	.661	1099-40.7	466	437	-	251	416	1973	73.1		
Opponents																			
1982-83	26	14-12	.538			708-1547	.458	308-449	.686	911-35.0	444	279	29	172	423	1724	66.3		
Opponents																			
1983-84	29	13-16	.448	3-2	.600	635-1609	.395	379-595	.637	1093-37.7	567	233	55	236	568	1649	56.9		
Opponents																			
1984-85	29	20-9	.690	13-1	.929	852-1903	.448	424-674	.629	1335-46.0	598	427	127	289	618	2129	73.4		
Opponents																			
1985-86	30	23-7	.767	13-2	.867	819-1742	.470	421-639	.659	993-33.1	477	364	84	306	548	2059	68.6		
Opponents																			
1986-87	29	16-13	.551	8-6	.571	767-1742	.439	394-640	.616	1094-37.7	503	326	110	299	634	1928	66.5		
Opponents																			
1987-88	28	8-20	.286	2-10	.167	690-1691	.408	28-93	.301	302-460	.657	1000-35.7	507	342	115	251	529	1710	61.1
Opponents																			
1988-89	28	15-13	.536	7-5	.583	795-1803	.441	35-118	.297	322-520	.619	1085-38.8	524	502	77	282	506	1947	69.5
Opponents																			
1989-90	28	18-10	.643	8-4	.667	821-1879	.437	30-94	.319	351-584	.601	1147-41.0	478	469	86	331	547	2023	72.3
Opponents																			
1990-91	29	12-17	.414	4-8	.333	770-1796	.429	82-270	.304	375-589	.637	1197-41.3	546	413	115	304	639	1997	68.9
Opponents																			
1991-92	29	21-8	.724	12-2	.857	778-1775	.438	60-200	.300	572-815	.702	1172-40.4	595	447	103	355	584	2188	75.5
Opponents																			
1992-93	28	16-12	.571	7-7	.500	764-1683	.454	33-143	.231	409-629	.650	1089-38.9	556	481	58	304	626	1970	70.4
Opponents																			
1993-94	26	2-24	.076	1-13	.071	591-1623	.364	91-318	.286	363-568	.639	1015-39.0	574	296	48	235	593	1636	62.9
Opponents																			
1994-95	27	8-19	.296	3-11	.214	646-1673	.386	88-332	.265	341-546	.625	1026-38.0	654	367	37	266	591	1721	63.7
Opponents																			
1995-96	27	11-16	.407	6-10	.375	589-1445	.408	95-300	.317	375-557	.673	962-35.6	592	372	36	264	629	1648	61.0
Opponents																			
1996-97	29	13-16	.448	6-10	.375	606-1522	.398	126-381	.331	398-586	.679	997-34.4	596	380	96	221	655	1736	59.9
Opponents																			
1997-98	28	9-19	.321	4-12	.250	527-1360	.388	84-291	.289	354-563	.629	1076-38.4	567	309	91	167	702	1492	53.3
Opponents																			
1998-99	29	16-13	.551	7-9	.438	707-1741	.406	122-422	.289	516-762	.677	1172-40.4	611	390	121	245	605	2052	70.8
Opponents																			
1999-00	29	15-14	.517	9-7	.563	701-1705	.411	121-396	.306	454-727	.624	1126-38.8	564	414	52	232	528	1977	68.2
Opponents																			
2000-01	28	16-12	.571	10-6	.625	667-1617	.412	105-352	.298	394-600	.657	1037-37.0	527	451	46	315	597	1833	63.5
Opponents																			

Season	Overall			Conference			.Pct	3FG-FGA	.Pct	FT-FTA	.Pct	Reb.-Avg.	PF	A	B	S	T	Pts.	Avg.
	G	W-L	.Pct	W-L	.Pct	FG-FGA													
2001-02	27	6-21	.222	3-11	.214	572-1504	.380	122-417	.293	301-475	.634	972-36.0	545	321	75	241	574	1567	58.0
Opponents						622-1465	.425	106-348	.305	433-644	.672	1010-37.4	461	363	84	239	530	1783	66.0
2002-03	28	12-16	.429	4-10	.286	686-1677	.409	146-459	.318	408-581	.702	1093-39.0	475	399	64	262	589	1926	68.8
Opponents						761-1768	.430	172-505	.341	382-545	.701	1070-38.2	507	428	76	256	513	2076	74.1
2003-04	28	14-14	.500	5-9	.357	711-1757	.405	168-535	.314	343-505	.679	1212-43.3	494	397	80	242	585	1933	69.0
Opponents						703-1741	.404	161-486	.331	378-538	.703	1034-36.9	505	391	56	263	505	1945	69.5
2004-05	27	10-17	.370	6-8	.429	609-1527	.399	107-405	.264	368-521	.706	1079-38.5	485	351	82	218	568	1693	60.5
Opponents						640-1627	.393	140-497	.282	383-567	.675	1013-36.2	481	393	65	279	479	1803	64.4
2005-06	29	17-12	.586	8-8	.500	714-1845	.387	119-426	.279	327-498	.657	1153-39.8	558	420	97	288	511	1874	64.6
Opponents						629-1606	.392	144-419	.344	452-626	.722	1138-39.2	491	391	78	278	604	1854	63.9
2006-07	33	19-14	.576	11-5	.688	819-2079	.394	85-346	.246	450-683	.659	1423-43.1	581	492	117	309	591	2173	65.8
Opponents						756-2032	.372	158-558	.283	458-674	.680	1335-40.5	610	451	125	286	593	2128	64.5
2007-08	30	13-17	.433	7-9	.438	741-1846	.401	148-459	.322	386-627	.616	1231-41.0	513	478	78	248	555	2016	67.2
Opponents						753-1816	.415	165-477	.346	379-548	.692	1161-38.7	569	477	103	285	545	2050	68.3
2008-09	31	18-13	.581	8-8	.500	811-1855	.437	134-426	.315	437-659	.663	1264-40.8	585	502	113	282	591	2193	70.7
Opponents						712-1896	.376	145-476	.305	413-614	.673	1207-38.9	566	410	87	277	594	1982	63.9
2009-10	34	23-11	.676	9-7	.563	868-1901	.457	187-497	.376	507-723	.701	1347-39.6	620	542	84	298	706	2430	71.5
Opponents						799-2070	.386	167-548	.305	447-645	.693	1186-34.9	654	439	95	309	600	2212	65.1
2010-11	31	16-15	.516	9-7	.563	763-1815	.420	186-569	.327	468-687	.681	1199-38.7	683	464	85	316	630	2180	70.3
Opponents						732-1835	.399	148-464	.319	530-809	.655	1244-40.1	586	382	89	270	633	2142	69.1
2011-12	31	12-19	.387	5-11	.313	672-1788	.376	161-566	.284	322-509	.633	1188-38.3	525	430	105	330	602	1827	58.9
Opponents						671-1734	.387	119-402	.296	376-601	.626	1228-39.6	484	382	115	301	621	1837	59.3
2012-13	32	22-10	.688	11-5	.688	812-2078	.391	181-639	.283	288-445	.647	1317-41.2	570	488	101	388	508	2093	65.4
Opponents						635-1696	.374	99-359	.276	450-678	.664	1230-38.4	469	335	94	263	666	1819	56.8
2013-14	31	22-9	.710	10-6	.625	793-1974	.402	198-615	.322	465-646	.720	1341-43.3	724	430	165	332	570	2249	72.5
Opponents						644-1742	.370	118-435	.271	575-830	.693	1165-37.6	609	334	112	253	605	1981	63.9
2014-15	33	22-11	.667	11-7	.611	804-2066	.389	192-541	.355	399-623	.640	1359-41.2	687	469	181	380	608	2199	66.6
Opponents						678-1763	.385	145-464	.313	490-734	.668	1231-37.3	600	396	153	267	714	1991	60.3
2015-16	32	13-19	.406	6-12	.333	806-2015	.400	159-565	.281	391-550	.711	1273-39.8	620	440	561	86	257	2162	67.6
Opponents						811-1944	.417	160-527	.304	469-648	.724	1213-37.9	582	399	529	79	275	2251	70.3
2016-17	29	11-19	.366	2-14	.125	702-1758	.399	132-415	.318	271-451	.601	1074-37.0	575	394	72	231	510	1807	62.3
Opponents						733-1726	.425	159-526	.302	428-602	.711	1154-39.8	469	419	94	253	473	2053	70.8
2017-18	31	16-15	.516	7-9	.438	768-2059	.373	128-502	.255	354-601	.589	1236-39.9	706	439	119	336	557	2018	65.1
Opponents						717-1761	.407	142-470	.302	516-767	.673	1322-42.6	589	432	130	251	680	2092	67.5
2018-19	31	16-15	.516	6-10	.375	714-2027	.352	125-513	.244	343-497	.690	1185-38.2	540	358	119	340	482	1896	61.2
Opponents						737-1831	.403	167-525	.318	365-555	.658	1382-44.6	516	420	118	221	637	2006	64.7
2019-20	30	9-21	.300	6-10	.375	653-1881	.347	117-457	.256	252-430	.586	916-30.5	601	318	57	407	479	1675	55.8
Opponents						676-1537	.440	169-541	.312	420-612	.686	1254-41.8	447	483	94	231	722	1941	64.7
2020-21	22	8-14	.364	6-10	.375	493-1382	.357	107-408	.262	233-368	.633	751-34.1	443	260	53	266	348	1326	60.3
Opponents						495-1164	.425	104-341	.305	323-465	.695	909-41.3	361	335	78	184	485	1417	64.4

Awards and Honors

All-America			
1983	Mary Denkler		
NCAA Post-Graduate Scholarship Winner			
1983	Mary Denkler		
All-American Athletic Conference (Team)			
2015	Jada Payne (1st)		
2015	I'Tiana Taylor (2nd)		
2016	Jada Payne (1st)		
2016	I'Tiana Taylor (2nd)		
2019	Lashonda Monk (3rd)		
2020	Lashonda Monk (2nd)		
2021	Lashonda Monk (2nd)		
American Defensive Player of the Year			
2020	Lashonda Monk		
2021	Lashonda Monk		
American Newcomer-of-the-Year			
2015	I'Tiana Taylor		
American Athletic All-Freshman Team			
2018	Lashonda Monk		
2020	Taniyah Thompson		
American Conference Player-of-the-Week			
12/15/14	Jada Payne		
11/14/17	Kristen Gaffney		
12/21/20	Lashonda Monk		
12/28/20	Taniyah Thompson		
12/27/21	Taniyah Thompson		
American Conference Freshman-of-the-Week			
12/26/17	Ariyana Williams		
2/5/18	Lashonda Monk		
C-USA Coach-of-the-Year			
2013	Heather Macy		
C-USA Sixth-Player			
2013	Kristine Mial		
All-C-USA (Team)			
2003	Jennifer Jackson (3rd)		
2004	Courtney Willis (1st)		
2004	Jennifer Jackson (3rd)		
2005	Jennifer Jackson (2nd)		
2006	Jasmine Young (2nd)		
	Cherie Mills (2nd)		
2007	Jasmine Young (2nd)		
	Cherie Mills (2nd)		
2008	LaCoya Terry (2nd)		
	Jasmine Young (2nd)		
2009	LaCoya Terry (1st)		
	Jasmine Young (3rd)		
2010	Ashley Clarke (2nd)		
2011	Kim Gay (3rd)		
2013	Celeste Stewart (1st)		
2014	Jada Payne (1st)		
	Abria Trice (2nd)		
C-USA All-Freshman Team			
2006	Jasmine Young		
2009	Jean Best		
C-USA Freshman-of-the-Year			
2006	Jasmine Young		
C-USA All-Defensive Team			
2007	Jasmine Young		
2008	Jasmine Young		
2009	Jasmine Young		
2010	Ashley Clarke		
2013	Britny Edwards		
2014	Ondrea Shaw		
C-USA All-Tournament Team			
2007	Jasmine Young, LaCoya Terry		
C-USA Tournament MVP			
2007	LaCoya Terry		
C-USA Player-of-the-Week			
12/9/02	Jennifer Jackson		
1/25/04	Courtney Willis		
2/13/05	Jennifer Jackson		
2/19/07	Cherie Mills		
12/10/07	LaCoya Terry		
12/8/08	LaCoya Terry		
2/16/09	LaCoya Terry		
2/18/13	Celeste Stewart		
C-USA Rookie-of-the-Week			
1/26/09	Jean Best		
2/16/09	Jean Best		
12/16/13	J'Kyra Brown		
3/8/14	J'Kyra Brown		
CAA All-Decade Team			
1995	Tonya Hargrove		
All-CAA (Team)			
1986	Sylvia Bragg (1st)		
	Lisa Squirewell (1st)		
1987	Monique Pompili (1st)		
	Alma Bethea (2nd)		
1988	Alma Bethea (2nd)		
1989	Sarah Gray (1st)		
	Gretta Savage (2nd)		
1990	Sarah Gray (1st)		
	Tonya Hargrove (1st)		
1991	Tonya Hargrove (1st)		
	Sandra Grace (2nd)		
1992	Tonya Hargrove (1st)		
	Rhonda Smith (2nd)		
	Pat Pierson		
1993	Rhonda Smith (1st)		
	Gaynor O'Donnell (2nd)		
1994	Tomekia Blackmon (2nd)		
1995	Tomekia Blackmon (2nd)		
1997	Justine Allpress (2nd)		
1999	Danielle Melvin (2nd)		
	Waynetta Veney (2nd)		
2000	Danielle Melvin (1st)		
	Waynetta Veney (2nd)		
2001	Tamilla Murray (2nd)		
CAA Player-of-the-Year			
1986	Sylvia Bragg		
1991	Tonya Hargrove		
CAA All-Rookie Team			
1987	Sarah Gray		
1989	Tonya Hargrove		
1990	Gaynor O'Donnell		
1993	Tomekia Blackmon		
1994	Tracey Kelley		
1996	Debbie Freeman		
1997	Justine Allpress		
1998	Justine Allpress		
1999	Danielle Melvin, Allison Trapp, Waynetta Veney		
CAA All-Defensive Team			
1987	Delphine Mabry		
1990	Irish Hamilton		
1991	Sandra Grace		
1992	Toina Coley		
1993	Toina Coley		
2001	Tamilla Murray		
All-CAA Tournament Team			
1987	Delphine Mabry		
1989	Gretta Savage		
1990	Sarah Gray, Tonya Hargrove		
1991	Tonya Hargrove, Sandra Grace		
1992	Tonya Hargrove, Gaynor O'Donnell		
1993	Gaynor O'Donnell		
1997	Justine Allpress, Tracey Kelley		
1999	Danielle Melvin, Allison Trapp, Waynetta Veney		
CAA All-Academic Team			
1992	Toina Coley		
1993	Toina Coley		
1995	Justine Allpress		
1997	Justine Allpress		
2000	Cecilia Shinn, Joana Fogaca		
2001	Joana Fogaca		
ECAC Coach-of-the-Year			
1985	Emily Manwaring		
All-ECAC			
1984	Sylvia Bragg, Lisa Squirewell		
1985	Sylvia Bragg, Lisa Squirewell		
All-NCAIAW			
1976	Debbie Freeman, Rosie Thompson		
1977	Debbie Freeman, Rosie Thompson		
1978	Debbie Freeman, Rosie Thompson		
1980	Lydia Rountree, Kathy Riley		
1981	Marcia Girven, Lydia Rountree, Kathy Riley		
1978	Rosie Thompson		
NCAIAW All-Tournament Team			
1977	Gail Kerbaugh		
1978	Debbie Freeman, Lydia Rountree		
1980	Kathy Riley		
1981	Kathy Riley		
Empire State Games Participant			
1983	Sylvia Bragg		
Pan-Am Games Participant			
1987	Monique Pompili		
Pirate MVPs			
1979	Rosie Thompson		
1980	Laurie Sikes		
1981	Marcia Girven		

1982	Sam Jones
1983	Mary Denkler
1984	Sylvia Bragg
1985	Sylvia Bragg
1986	Sylvia Bragg
1987	Delphine Mabry
1988	Alma Bethea
1989	Gretta Savage, Sarah Gray
1990	Sarah Gray
1991	Tonya Hargrove

1992	Tonya Hargrove, Gaynor O'Donnell
1993	Gaynor O'Donnell, Rhonda Smith
1994	Tomekia Blackmon
1995	Tomekia Blackmon, Danielle Charlesworth
1996	Danielle Charlesworth
1997	Justine Allpress, Tracey Kelley
1998	Jan Cox
1999	Danielle Melvin, Waynetta Veney
2000	Danielle Melvin

2001	Tamilla Murray
2002	Courtney Willis
2003	Jennifer Jackson
2004	Courtney Willis
2005	Jennifer Jackson
2006	Jasmine Young
2007	Jasmine Young
2008	LaCoya Terry
2009	LaCoya Terry
2010	Kim Gay

2011	Celeste Stewart
2012	Celeste Stewart
2013	Britny Edwards

2014	Abria Trice
2015	Jada Payne
2016	Jada Payne

2017	Kristen Gaffney
2018	Alex Frazier

■ ECU WOMEN'S BASKETBALL AWARDS

Scholar Athlete Award	
2002	Samantha Pankey
2003	Samantha Pankey
2004	Samantha Pankey
2005	Samantha Pankey
2006	Amanda Mills
2007	Jessica Slack
2008	Gabriela Husarova
2009	Kim Gay
2010	Kim Gay

Rebounding Award	
2002	Kim Enoch
2003	Jennifer Jackson
2004	Courtney Willis
2005	Jennifer Jackson
2006	Cherie Mills
2007	Cherie Mills
2008	Nicole Days
2009	Kim Gay
2010	Kim Gay

Defensive Award	
2002	Ayana McWilliams
2003	Tali Robich
2004	Viola Cooper
2005	Viola Cooper
2006	Nicole Days
2007	Nicole Days
2008	Nicole Days
2009	Jasmine Young
2010	Ashley Clarke

Deflection Award	
2002	Ayana McWilliams
2003	Courtney Willis
2004	Keisha Anthony
2005	Shanita Sutton
2006	Impris Manning
2007	Jasmine Young
2008	Jasmine Young
2009	Crystal Wilson
2010	Crystal Wilson

Most Improved Player	
2002	Angela Sye
2003	LaToya Horton

2004	Alisha Bishop
2005	Samantha Pankey
2006	Catherine Coley
2007	LaCoya Terry
2008	Gabriela Husarova
2009	Kim Gay
2010	Chareya Smith

Coaches Award	
2002	Samantha Pankey
2003	Shanita Sutton
2004	Angela Sye
2005	LaToya Horton
2006	Jasmine Young
2007	Amanda Mills
2008	Allison Spivey
2009	Gabriella Husarova
2010	Allison Spivey

Sixth Man Award	
2002	Gayle Day
2003	Sue Raedeke (Trainer)
2004	Malcolm Gray (SID)
2005	Brenda Perkins (Administrative Assistant)
2006	David Stahl (Manager)
2007	Morgan Cooper (Trainer)
2008	Kevin Carnago/David Stahl (Managers)
2009	B.J. DeBuchannane (Manager)
2010	Ashley Anderson (Trainer)

Defensive Player of the Year	
2011	Chareya Smith
2012	Janesha Ebron
2013	Tatiana Chapple
2014	Ondrea Shaw
2015	Tatiana Chapple
2016	Jada Payne
2017	Alex Frazier
2018	Lashonda Monk

Offensive Player of the Year	
2011	Allison Spivey
2012	Kristine Mial
2013	Whitny Edwards
2014	J'Kyra Brown
2015	I'Tiana Taylor
2016	Jada Payne

2017	Bre McDonald
2018	Ariyana Williams

Janay Davis Award	
2012	Britny Edwards
2013	Colleen Marshall
2014	Kristine Mial
2015	DeVaughn Gray
2016	Alex Frazier
2017	Thais Oliveira
2018	Desiree Corbin

ECU First Award	
2011	Jill Poe
2012	Kyani White
2013	Kristine Mial
2014	Tatiana Chapple
2015	Janesha Ebron
2016	DeVaughn Gray
2017	Justice Gee
2018	Thais Oliveira

Outstanding Player of the Year	
2011	Kim Gay
2012	Chareya Smith
2013	Celeste Stewart
2014	Jada Payne
2015	Jasmine Phillips
2016	I'Tiana Taylor
2017	Khadidja Toure
2018	Lashonda Monk

Pirates in the Postseason

AIAW Region II Tournament		
1972-73	W, 63-46	James Madison
	W, 60-58	Tennessee Tech
	W, 73-65	South Carolina
1974-75	L, 57-84	Tennessee Tech
	L, 72-81	Union
1977-78	L, 65-81	Kentucky
	W, 73-72	North Carolina
	L, 70-77	South Carolina
1980-81	L, 70-81	Old Dominion

National AIAW Tournament		
1972-73	L, 51-55	Western Washington State
	W, 60-49	Indiana State
	L, 46-47	Kansas State

ECAC Tournament		
1983-84	W, 68-41	George Mason
	W, 54-39	Richmond
1984-85	W, 77-54	George Mason
	W, 65-59	James Madison

CAA Tournament		
1985-86	W, 84-56	William & Mary
	W, 69-68	American
	L, 62-66	James Madison
1986-87	W, 65-43	William & Mary
	L, 59-66	American
1987-88	L, 71-81	George Mason
1988-89	W, 77-50	American
	L, 63-71	James Madison
1989-90	W, 77-67	UNC Wilmington
	L, 49-72	James Madison
1990-91	W, 70-56	William & Mary

	W, 78-75	James Madison
	L, 70-88	Richmond
1991-92	W, 74-61	UNC Wilmington
	W, 63-54	James Madison
	L, 75-80	Old Dominion
1992-93	W, 72-50	George Mason
	L, 67-85	Old Dominion
1993-94	L, 45-87	Old Dominion
1994-95	L, 64-72	James Madison (OT)
1995-96	L, 63-77	James Madison
1996-97	W, 76-66	Richmond
	W, 67-56	Virginia Commonwealth
	L, 83-46	Old Dominion
1997-98	W, 68-59	William & Mary
	L, 60-39	Old Dominion
1998-99	W, 59-51	George Mason
	W, 116-111	Richmond (3OT)
	L, 73-67	Old Dominion
1999-00	W, 77-68	Virginia Commonwealth
	L, 89-60	Old Dominion

Conference USA Tournament		
2002-03	L, 54-44	TCU
2003-04	L, 74-61	Charlotte
2004-05	L, 76-67	Memphis
2005-06	W, 47-46	UAB
	L, 77-60	Tulsa
2006-07	W, 76-62	SMU
	W, 85-81	UAB
	W, 79-70	Rice
2007-08	L, 69-55	Rice
2008-09	W, 73-59	UAB

	L, 77-69	SMU
2009-10	W, 102-64	Southern Miss
	W, 73-66	Memphis
	L, 73-64	Tulane
2010-11	W, 71-62	Tulsa
	L, 83-72	Tulane
2011-12	W, 59-49	Tulsa
	L, 67-51	Tulane
2012-13	W, 89-60	Southern Miss
	L, 72-59	Tulsa
2013-14	L, 87-75	FIU

American Athletic Conference Tournament		
2014-15	W, 77-71	Temple
	L, 106-56	Connecticut
2015-16	W, 70-61	Cincinnati
	L, 92-51	Connecticut
2016-17	L, 60-54	SMU
2017-18	W, 85-74	SMU
	L, 80-44	USF
2018-19	W, 50-48 (OT)	SMU
	L, 92-65	Connecticut
2019-20	L, 67-57	Temple

WNIT		
2009-10	W, 78-76 (OT)	Drexel
	L, 87-52	Maryland
2012-13	L, 88-77 (OT)	Western Kentucky
2013-14	L, 86-68	George Washington

NCAA Tournament		
1981-82	L, 54-79	South Carolina
2006-07	L, 77-34	Rutgers

All-Time Scoring Leaders

1. Rosie Thompson	1975-80	2,352
2. Mary Denkler	1979-83	1,789
3. Jada Payne^	2013-16	1,757
4. LaCoya Terry	2005-09	1,648
5. Jasmine Young	2005-09	1,591
6. Debbie Freeman	1974-78	1,570
7. Tonya Hargrove	1988-92	1,532
8. Jennifer Jackson	2001-05	1,490
9. Courtney Willis	2000-04	1,374
10. Sylvia Bragg	1982-86	1,366
11. Lashonda Monk	2017-21	1,344
12. Lydia Rountree	1977-81	1,262
13. Tomekia Blackmon	1992-96	1,233
14. Justine Allpress	1993-97	1,228
15. Sarah Gray	1986-91	1,178
16. Alma Bethea	1984-88	1,167
17. Sheilah Cotten	1971-75	1,152
18. Kathy Riley*	1979-81	1,150
19. Lisa Squirewell	1982-86	1,111
20. Marcia Girven	1977-81	1,086
21. Gale Kerbaugh	1975-79	1,065
22. Allison Spivey	2007-11	1,043
23. Gaynor O'Donnell	1989-93	1,015

*Played only 2 years/^Played only 3 years

■ BY WINS

Coach	Years	Wins	Loss	Pct.
Heather Macy	8	134	117	.534
Sharon Baldwin-Tener	8	126	115	.523
Catherine Bolton	9	110	55	.667
Cathy Andruzzi	6	105	66	.614
Pat Pierson	5	74	68	.521
Emily Manwaring	3	60	28	.682
Dee Stokes	4	50	52	.490
Anne Donovan	3	33	51	.393
Rosie Thompson	3	26	55	.321
Kim McNeill	1	17	35	.327
Chad Killinger	1	9	2	.818
Nicole Mealing	1	7	13	.350
Gene Hill	1	3	8	.273

■ BY WINNING PERCENTAGE

Coach	Years	Wins	Loss	Pct.
Chad Killinger	1	9	2	.818
Emily Manwaring	3	60	28	.682
Catherine Bolton	9	110	55	.667
Cathy Andruzzi	6	105	66	.614
Heather Macy	8	134	117	.534
Sharon Baldwin-Tener	8	126	115	.523
Pat Pierson	5	74	68	.521
Dee Stokes	4	50	52	.490
Anne Donovan	3	33	51	.393
Nicole Mealing	1	7	13	.350
Kim McNeill	2	17	35	.327
Rosie Thompson	3	26	55	.321
Gene Hill	1	3	8	.273

CAA Tournament History

Colonial Athletic Association (1984-2001)

Overall: 20-15 | First Round: 1-0 | Quarterfinals: 10-5 | Semifinals: 7-5 | Finals: 2-5

Date	Round-ECU Seed	Opponent-Seed	Result	Site
Mar. 3, 1984	Semifinals-2	George Mason-3	W, 68-41	Greenville, N.C. (Minges Coliseum)
Mar. 4, 1984	Final-2	Richmond-1	W, 54-39	Greenville, N.C. (Minges Coliseum)
Mar. 2, 1985	Semifinals-1	George Mason-4	W, 77-54	Richmond, Va. (Robins Center)
Mar. 3, 1985	Final-1	James Madison-2	W, 65-59	Richmond, Va. (Robins Center)
Feb. 28, 1986	Quarterfinals-2	William & Mary-7	W, 84-56	Wilmington, N.C. (Trask Coliseum)
Feb. 29, 1986	Semifinals-2	American-3	W, 69-68	Wilmington, N.C. (Trask Coliseum)
Mar. 1, 1986	Final-2	No. 18 James Madison-1	L, 66-62	Wilmington, N.C. (Trask Coliseum)
Feb. 27, 1987	Quarterfinals-2	William & Mary-7	W, 65-43	Harrisonburg, Va. (Convocation Center)
Feb. 28, 1987	Semifinals-2	American-3	L, 66-59	Harrisonburg, Va. (Convocation Center)
Mar. 10, 1988	Quarterfinals-6	George Mason-3	L, 81-71	Washington, D.C. (Bender Hall)
Mar. 9, 1989	Quarterfinals-4	American-5	W, 77-50	Williamsburg, Va. (W&M Hall)
Mar. 10, 1989	Semifinals-4	James Madison-1	L, 71-63	Williamsburg, Va. (W&M Hall)
Mar. 8, 1990	Quarterfinals-2	UNC Wilmington-7	W, 77-67	Richmond, Va. (Robins Center)
Mar. 10, 1990	Semifinals-2	James Madison-3	L, 72-49	Richmond, Va. (Robins Center)
Mar. 7, 1991	Quarterfinals-5	William & Mary-4	W, 70-56	Harrisonburg, Va. (Convocation Center)
Mar. 8, 1991	Semifinals-5	James Madison-1	W, 78-75	Harrisonburg, Va. (Convocation Center)
Mar. 9, 1991	Final-5	Richmond-2	L, 88-70	Harrisonburg, Va. (Convocation Center)
Mar. 12, 1992	Quarterfinals-1	UNC Wilmington-8	W, 74-61	Norfolk, Va. (ODU Fieldhouse)
Mar. 13, 1992	Semifinals-1	James Madison-4	W, 63-54	Norfolk, Va. (ODU Fieldhouse)
Mar. 14, 1992	Final-1	Old Dominion-3	L, 80-55	Norfolk, Va. (ODU Fieldhouse)
Mar. 11, 1993	Quarterfinals-5	George Mason-4	W, 72-50	Norfolk, Va. (ODU Fieldhouse)
Mar. 12, 1993	Semifinals-5	Old Dominion-1	L, 85-67	Norfolk, Va. (ODU Fieldhouse)
Mar. 10, 1994	Quarterfinals-8	Old Dominion-1	L, 87-45	Harrisonburg, Va. (Convocation Center)
Mar. 9, 1995	Quarterfinals-8	James Madison-1	L, 72-64 (OT)	Norfolk, Va. (ODU Fieldhouse)
Mar. 7, 1996	Quarterfinals-7	James Madison-2	L, 77-63	Norfolk, Va. (ODU Fieldhouse)
Feb. 27, 1997	Quarterfinals-6	Richmond-3	W, 76-66	Richmond, Va. (Richmond Coliseum)
Feb. 28, 1997	Semifinals-6	VCU-7	W, 67-56	Richmond, Va. (Richmond Coliseum)
Mar. 2, 1997	Final-6	No. 2 Old Dominion-1	L, 83-64	Richmond, Va. (Richmond Coliseum)
Feb. 25, 1998	First Round-8	William & Mary-9	W, 68-59	Richmond, Va. (Richmond Coliseum)
Feb. 26, 1998	Quarterfinals-8	No. 3 Old Dominion-1	L, 60-39	Richmond, Va. (Richmond Coliseum)
Mar. 4, 1999	Quarterfinals-6	George Mason-3	W, 59-51	Richmond, Va. (Robins Center)
Mar. 5, 1999	Semifinals-6	Richmond-2	W, 116-111 (BOT)	Richmond, Va. (Robins Center)
Mar. 6, 1999	Finals-6	No. 5 Old Dominion-1	L, 73-67	Richmond, Va. (Robins Center)
Mar. 9, 2000	Quarterfinals-4	VCU-5	W, 77-68	Richmond, Va. (ALLTEL Pavilion)
Mar. 10, 2000	Semifinals-4	No. 14 Old Dominion-1	L, 89-60	Richmond, Va. (ALLTEL Pavilion)

2001 - East Carolina ruled ineligible due to impending move to Conference USA

ECU vs. Opponents		ECU as Seed		ECU vs. Seed	
American	2-1	No. 1	4-1	No. 1	2-9
George Mason	4-1	No. 2	6-3	No. 2	2-2
James Madison	3-5	No. 3	0-0	No. 3	4-4
Old Dominion	0-7	No. 4	2-2	No. 4	3-0
Richmond	3-1	No. 5	3-2	No. 5	2-0
UNC Wilmington	2-0	No. 6	4-3	No. 6	0-0
VCU	2-0	No. 7	0-1	No. 7	4-0
William & Mary	4-0	No. 8	1-1	No. 8	1-0

Conference USA Tournament History

C-USA (2001-2014)

Overall: 10-11 | First Round: 5-4 | Second Round: 0-1 | Quarterfinals: 3-4 | Semifinals: 1-2 | Finals: 1-0

Date	Round -ECU Seed	Opponent-Seed	Result	Site
Mar. 6, 2003	First Round-12	TCU-5	L, 54-44	Memphis, Tenn. (The Pyramid)
Mar. 4, 2004	First Round-10	Charlotte-7	L, 74-61	Fort Worth, Texas (Daniel-Meyer Coliseum)
Mar. 3, 2005	First Round-8	Memphis-9	L, 76-67	Charlotte, N.C. (Halton Arena)
Mar. 2, 2006	First Round-8	UAB-9	W, 47-46	Dallas, Texas (Moody Coliseum)
Mar. 3, 2006	Quarterfinals-8	Tulsa-1	L, 77-60	Dallas, Texas (Moody Coliseum)
Mar. 2, 2007	Quarterfinals-3	SMU-6	W, 76-62	Tulsa, Okla. (Reynolds Center)
Mar. 3, 2007	Semifinals-3	UAB-2	W, 85-81	Tulsa, Okla. (Reynolds Center)
Mar. 4, 2007	Final-3	Rice-4	W, 79-70	Tulsa, Okla. (Reynolds Center)
Mar. 6, 2008	First Round-8	Rice-9	L, 69-55	Orlando, Fla. (UCF Arena)
Mar. 5, 2009	First Round-8	UAB-9	W, 73-59	New Orleans, La. (Fogelman Arena)
Mar. 6, 2009	Quarterfinals-8	SMU-1	L, 77-69	New Orleans, La. (Fogelman Arena)
Mar. 8, 2010	First Round-5	Southern Miss-12	W, 102-64	Tulsa, Okla. (Reynolds Center)
Mar. 9, 2010	Quarterfinals-5	Memphis-4	W, 73-66	Tulsa, Okla. (Reynolds Center)
Mar. 10, 2010	Semifinals-5	Tulane-1	L, 73-64	Tulsa, Okla. (Reynolds Center)
Mar. 9, 2011	First Round-5	Tulsa-12	W, 71-62	El Paso, Texas (Don Haskins Center)
Mar. 10, 2011	Quarterfinals-5	Tulane-4	L, 83-72	El Paso, Texas (Don Haskins Center)
Mar. 7, 2012	First Round-11	Tulsa-6	W, 59-49	Memphis, Tenn. (Elma Roane Fieldhouse)
Mar. 8, 2012	Quarterfinals-11	Tulane-3	L, 67-51	Memphis, Tenn. (Elma Roane Fieldhouse)
Mar. 14, 2013	Quarterfinals-2	Southern Miss-10	W, 89-60	Tulsa, Okla. (Convention Center)
Mar. 15, 2013	Semifinals-2	Tulsa-6	L, 72-59	Tulsa, Okla. (Convention Center)

ECU vs. Opponents		ECU as Seed		ECU vs. Seed	
Charlotte	0-1	No. 1	0-0	No. 1	0-3
FIU	0-1	No. 2	1-1	No. 2	1-0
Memphis	1-1	No. 3	3-0	No. 3	0-1
Rice	1-1	No. 4	0-0	No. 4	2-1
SMU	1-1	No. 5	3-3	No. 5	0-1
Southern Miss	2-0	No. 6	0-0	No. 6	2-1
TCU	0-1	No. 7	0-0	No. 7	0-1
Tulane	0-3	No. 8	2-4	No. 8	0-0
Tulsa	2-2	No. 9	0-0	No. 9	2-2
UAB	3-0	No. 10	0-1	No. 10	1-0
		No. 11	1-1	No. 11	0-0
		No. 12	0-1	No. 12	2-0
		No. 12	0-1	No. 13	0-1

Conference USA Tournament Single

■ CONFERENCE USA CHAMPIONSHIP TEAM SINGLE-GAME RECORDS

	East Carolina	Opponent
Points Scored	102 vs. Southern Miss (2010)	87, FIU (2014)
Fewest Points Allowed	46 vs. UAB (2006)	44, TCU (2003)
Field Goals Made	35 vs. Southern Miss (2013)	29, Tulane (2011) & FIU (2014)
Field Goals Attempted	75 vs. Rice (2008)	79, SMU (2007)
3-Point Field Goals Made	11 vs. Southern Miss (2010)	14, UAB (2007)
3-Point Field Goals Attempted	24 vs. Tulsa (2006) & vs. Tulane (2011)	29, UAB (2007)
Free Throws Made		26, Tulsa (2013)
Free Throws Attempted	31 vs. Rice (2007) & vs. Southern Miss (2010)	38, Tulsa (2013)
Offensive Rebounds	20 vs. Tulsa (2013)	26, SMU (2009)
Defensive Rebounds	37 vs. SMU (2007)	40, Rice (2008)
Rebounds	48 vs. SMU (2007) & vs. Rice (2007)	52, Rice (2007) & SMU (2009)
Assists	24 vs. Southern Miss (2010)	20, Tulsa (2006)
Turnovers (fewest)	10 vs. UAB (2007) & vs. Southern Miss (2013)	10, SMU (2007) & UAB (2009)
Turnovers (most)	26 vs. Tulsa (2011)	25, Southern Miss (2010)
Blocks	12 vs. SMU (2009)	7, SMU (2009) & Tulsa (2013)
Steals	15 vs. Southern Miss (2013)	13, Memphis (2010)

■ CONFERENCE USA CHAMPIONSHIP INDIVIDUAL SINGLE-GAME RECORDS

	East Carolina	Opponent
Points Scored	30, LaCoya Terry vs. UAB (2007)	42, Jerica Coley, FIU (2014)
Field Goals Made	10, LaCoya Terry vs. UAB (2007)	13, Pauline Love, Southern Miss (2014)
Field Goals Attempted	21, J. Jackson vs. TCU (2003) & J. Young vs. Tulsa (2006)	28, Pauline Love, Southern Miss (2014)
3-Point Field Goals Made	5, Kim Gay vs. Tulane (2011)	6, Four times; last Danielle Blagg, Tulane (2012)
3-Point Field Goals Attempted	13, Jasmine Young vs. Tulsa (2006)	15, Krystal Frazier, Rice (2007)
Free Throws Made	10, LaCoya Terry vs. UAB (2007)	14, Jerica Coley, FIU (2014)
Free Throws Attempted	13, Jasmine Young vs. Rice (2007)	16, Jerica Coley, FIU (2014)
Offensive Rebounds	8, Shanita Sutton vs. Memphis (2005)	9, Lauren Neaves, Rice (2007)
Defensive Rebounds	10, J. Jackson vs. TCU (2003) & I. Manning vs. Rice (2007)	10, B. Benzio, Tulane (2012) & K. Idom, FIU (2014)
Rebounds	14, Jennifer Jackson vs. TCU (2003)	16, Christine Elliott, SMU (2009)
Assists	8, Jasmine Young vs. UAB (2009)	10, Kara Pongonis, Tulsa (2006)
Blocks	5, Jean Best vs. SMU (2009)	3, Three times; last Ance Celmina, Southern Miss (2013)
Steals	5, Jean Best vs. UAB (2009)	6, Olivia Grayson, Tulane (2012)

American Tournament History

American Conference (2014-Present)

Overall: 4-6 | First Round: 3-2 | Quarterfinals: 1-3 | Semifinals: 0-1 | Finals: 0-0

Date	Round-ECU Seed	Opponent-Seed	Result	Site
Mar. 7, 2015	Quarterfinals-5	Temple-4	W, 77-71	Uncasville, Conn. (Mohegan Sun Arena)
Mar. 8, 2015	Semifinals-5	No. 1 Connecticut-1	L, 106-56	Uncasville, Conn. (Mohegan Sun Arena)
Mar. 4, 2016	First Round-8	Cincinnati-9	W, 70-61	Uncasville, Conn. (Mohegan Sun Arena)
Mar. 5, 2016	Quarterfinals-8	No. 1 Connecticut-1	L, 92-51	Uncasville, Conn. (Mohegan Sun Arena)
Mar. 3, 2017	First Round-11	SMU-6	L, 54-60	Uncasville, Conn. (Mohegan Sun Arena)
Mar. 3, 2018	First Round-7	SMU-10	W, 85-74	Uncasville, Conn. (Mohegan Sun Arena)
Mar. 4, 2018	Quarterfinals-7	USF-2	L, 44-80	Uncasville, Conn. (Mohegan Sun Arena)
Mar. 8, 2019	First Round-8	SMU-9	W, 50-48 (OT)	Uncasville, Conn. (Mohegan Sun Arena)
Mar. 9, 2019	Quarterfinals-8	No. 2 Connecticut-1	L, 92-64	Uncasville, Conn. (Mohegan Sun Arena)
Mar. 6, 2020	First Round-9	Temple-8	L, 67-57	Uncasville, Conn. (Mohegan Sun Arena)
Mar. 10, 2021	Quarterfinals-6	Houston-3	L, 73-63	Fort Worth, Texas (Dickies Arena)

ECU vs. Opponents	ECU as Seed	ECU vs. Seed
Cincinnati	1-0	No. 1 0-0
Connecticut	0-3	No. 2 0-0
Houston	0-1	No. 3 0-0
Memphis	0-0	No. 4 0-0
SMU	2-1	No. 5 1-1
Temple	1-1	No. 6 0-1
Tulsa	0-0	No. 7 1-1
Tulane	0-0	No. 8 2-2
UCF	0-0	No. 9 0-1
USF	0-1	No. 10 0-0
		No. 11 0-1

AMERICAN CONFERENCE CHAMPIONSHIP TEAM SINGLE-GAME RECORDS

	East Carolina	Opponent
Points Scored	85 vs. SMU (2018)	106, Connecticut (2015)
Fewest Points Allowed	48 vs. SMU (2019)	44, USF (2018)
Field Goals Made	29 vs. Temple (2015)	41, Connecticut (2016)
Field Goals Attempted	76 vs. SMU (2019)	69, Connecticut (2016)
3-Point FG Made	7 (2x); last vs. SMU (2018)	9, USF (2018)
3-Point FG Attempted	21 (2x); last vs Temple (2020)	25, USF(2018)
Free Throws Made	24 vs. SMU (2018)	22, 2x, last by Houston (2021)
Free Throws Attempted	31 vs. SMU (2018)	29, 2x, last by Houston (2021)
Offensive Rebounds	19 (2x), last vs Temple (2020)	16, Houston (2021)
Defensive Rebounds	38 vs. SMU (2019)	38, (2x), last by Temple (2020)
Rebounds	53 vs. SMU (2019)	50 (2x); last by Temple (2020)
Assists	17 (2x); last vs. SMU (2018)	25, Connecticut, (2016)
Turnovers (fewest)	10, 2x; last vs. USF (2018)	12, Connecticut (2015)
Turnovers (most)	23 vs. Connecticut (2016)	31, SMU (2018)
Blocks	7 vs. Temple (2015)	11, Connecticut (2015)
Steals	14 vs. Houston (2021)	12 by Connecticut (2016)
Points in Paint	38 vs. Houston (2021)	64, Connecticut (2016)
Points off Turnovers	28 vs. SMU (2018)	29, Connecticut (2016)
Second Chance Points	22 vs. Temple (2015)	17, Connecticut (2015)

AMERICAN CONFERENCE CHAMPIONSHIP INDIVIDUAL SINGLE-GAME RECORDS

	East Carolina	Opponent
Points Scored	26, Jada Payne vs. Cincinnati (2016)	37, Napheesa Collier, UConn (2019)
Field Goals Made	9, Jada Payne vs. Cincinnati (2016)	15, Napheesa Collier, UConn (2019)
Field Goals Attempted	25, Lashonda Monk vs. Temple (2020)	20, Napheesa Collier, Uconn (2019)
3-Point Field Goals Made	4, Ariyana Williams vs. SMU (2018)	5, 2x; last by K. Laksa, USF (2018)
3-Point Field Goals Attempted	9, 2x, last by Lashonda Monk vs. Temple (2020)	14, K. Laksa, USF (2018)
Free Throws Made	10, K. Gaffney vs. SMU (2017)	12, M. Adams, SMU (2018)
Free Throws Attempted	13, K. Gaffney vs. SMU (2017)	13, 2x; last by M. Adams, SMU (2018)
Offensive Rebounds	7, Maddie Moore vs. Houston (2021)	5, 4x, last by Tatyana Hill, Houston (2021)
Defensive Rebounds	9, Marina Laramie vs. Cincinnati (2016)	12, Olivia Nelson-Ododa, UConn (2019)
Rebounds	11, 2x; last by Salita Greene vs. SMU (2019)	17, Olivia Nelson-Ododa, UConn (2019)
Assists	6, 2x; last by Lashonda Monk vs. Temple (2020)	9, L. Flores, USF (2018)
Blocks	3, Jasmine Phillips vs. Temple (2015)	5, 2x; last by Olivia Nelson-Ododa, UConn (2019)
Steals	5, Marina Laramie vs. Connecticut (2016)	5, M. Jefferson, UConn (2015)

WNIT History

Overall: 2-4 | Home: 1-1 | Away: 1-3 | First Round: 2-2 | Second Round: 0-2

Date	Round	Opponent	Result	Site
Mar. 19, 2010	First Round	Drexel	W, 78-76 (OT)	Philadelphia, Pa. (Daskalakis Center)
Mar. 21, 2010	Second Round	Maryland	L, 87-52	College Park, Md. (Comcast Center)
Mar. 21, 2013	First Round	Western Kentucky	L, 88-77	Bowling Green, Ky. (Diddle Arena)
Mar. 19, 2014	First Round	George Washington	L, 86-68	Washington, D.C. (Smith Center)
Mar. 18, 2015	First Round	Radford	W, 74-52	Greenville, N.C. (Minges Coliseum)

WNIT TEAM SINGLE-GAME RECORDS

	East Carolina	Opponent
Points Scored	78 at Drexel (2010)	88, Western Kentucky (2013)
Fewest Points Allowed	52 vs. Radford (2015)	52, Maryland (2010)
Field Goals Made	33 at Western Kentucky (2013)	33, Maryland (2010)
Field Goals Attempted	81 at Western Kentucky (2013)	73, Maryland (2010)
3-Point FG Made	11 vs. NC State (2015)	11, Maryland and Drexel (2010)
3-Point FG Attempted	26 at George Washington (2014)	28 by Drexel (2010)
Free Throws Made	14 at Drexel (2010)	27, Western Kentucky (2013)
Free Throws Attempted	19 at George Washington (2014)	40, George Washington (2014)
Offensive Rebounds	21 at George Washington (2014)	20, George Washington (2014)
Defensive Rebounds	27 at George Washington (2014)	38, Maryland (2010)
Rebounds	48 at George Washington (2014)	55, George Washington (2014)
Assists	21 vs. NC State (2015)	22, Drexel (2010)
Turnovers (fewest)	13 vs. Radford (2015)	12, Maryland and Drexel (2010)
Turnovers (most)	20 vs. NC State (2015)	23, Radford (2015)
Blocks	7 vs. NC State (2015), at GWU (2014)	10, George Washington (2014)
Steals	12 vs. NC State (2015)	11, George Washington (2014)
Points in Paint	52 at Drexel (2010)	40, George Washington (2014)
Points off Turnovers	20 at Drexel (2010)	24, George Washington (2014)
Second Chance Points	20 vs. Radford (2015)	14, Western Kentucky (2013)

WNIT INDIVIDUAL SINGLE-GAME RECORDS

	East Carolina	Opponent
Points Scored	25, C. Stewart at WKU (2013)	35, Gabriela Marginean, Drexel (2010)
Field Goals Made	10, C. Stewart at WKU (2013)	14 Gabriela Marginean, Drexel (2010)
Field Goals Attempted	24, C. Stewart at WKU (2013)	24, Gabriela Marginean, Drexel (2010)
3-Point Field Goals Made	4, J. Payne vs. NC State (2015)	5, 3x; last by Miah Spencer, NC State (2015)
3-Point Field Goals Attempted	9, 2x; last by J. Payne at GWU (2014)	14, Jasmina Rosseel, Drexel (2010)
Free Throws Made	6, 2x; last by S. Nelson at GWU (2014)	8, Miah Spencer, NC State (2015)
Free Throws Attempted	11 by S. Nelson at GWU (2014)	12, Hannah Schaible, GWU (2014)
Offensive Rebounds	8, B. Edwards at WKU (2013)	6, 3x; last 2 players, GWU (2014)
Defensive Rebounds	9, J. Payne at GWU (2014)	10, 2x; last by Jordynn Gaymon, Radford (2015)
Rebounds	14, B. Edwards at WKU (2013)	14, Jennifer Mathurin, NC State (2015)
Assists	7, 2x; last by C. Stewart at WKU (2013)	8, Danni Jackson, GWU (2014)
Blocks	3, A. Trice at GWU (2014)	5, 2x; last by Jordynn Gaymon, Radford (2015)

NCAA Tournament History

Overall: 0-2 | Home: 0-0 | Away: 0-1 | Neutral: 0-1 | First Round: 0-2

Date	Round-ECU Seed	Opponent-Seed	Result	Site
Mar. 5, 1982	First Round-6	No. 14 South Carolina-3	L, 79-54	Columbia, S.C.

■ NCAA TOURNAMENT TEAM SINGLE-GAME RECORDS

	East Carolina	Opponent
Points Scored	54 vs. South Carolina (1982)	79, South Carolina (1982)
Fewest Points Allowed	77 vs. Rutgers (2007)	34, Rutgers (2007)
Field Goals Made	21 vs. South Carolina (1982)	33, South Carolina (1982)
Field Goals Attempted	75 vs. South Carolina (1982)	64, Rutgers (2007)
3-Point Field Goals Made	None	4, Rutgers (2007)
3-Point Field Goals Attempted	8 vs. Rutgers (2007)	16, Rutgers (2007)
Free Throws Made	14 vs. Rutgers (2007)	21, Rutgers (2007)
Free Throws Attempted	22 vs. South Carolina (1982)	24, Rutgers (2007)
Offensive Rebounds	15 vs. Rutgers (2007)	11, Rutgers (2007)
Defensive Rebounds	26 vs. Rutgers (2007)	29, Rutgers (2007)
Rebounds	41 vs. Rutgers (2007)	50, South Carolina (1982)
Assists	12 vs. South Carolina (1982)	20, South Carolina (1982)
Turnovers (fewest)	17 vs. South Carolina (1982)	10, Rutgers (2007)
Turnovers (most)	21 vs. Rutgers (2007)	25, South Carolina (1982)
Blocks	None	8, South Carolina (1982)
Steals	11 vs. South Carolina (1982)	18, Rutgers (2007)

■ NCAA TOURNAMENT INDIVIDUAL SINGLE-GAME RECORDS

	East Carolina	Opponent
Points Scored	14, M. Denkler vs. South Carolina (1982)	30, Brantley Southers, South Carolina (1982)
Field Goals Made	7, M. Denkler vs. South Carolina (1982)	13, Brantley Southers, South Carolina (1982)
Field Goals Attempted	18, M. Denkler/S. Jones vs. South Carolina (1982)	19, Brantley Southers, South Carolina (1982)
3-Point Field Goals Made	None	Four Rutgers Players With 1 Each (2007)
3-Point Field Goals Attempted	4, J. Slack vs. Rutgers (2007)	5, J. Ray, Rutgers (2007)
Free Throws Made	5, L. Harrison (1982)/G. Husarova (2007)	5, M. McAlister (1982)/E. Prince (2007)
Free Throws Attempted	9, L. Harrison (1982)	Three Tied W/ 6 - Last in 2007
Offensive Rebounds	5, N. Days vs. Rutgers (2007)	3, M. McCurdy, Rutgers (2007)
Defensive Rebounds	7, C. Mills vs. Rutgers (2007)	6, K. Vaughn, Rutgers (2007)
Rebounds	11, N. Days vs. Rutgers (2007)	19, Brantley Southers, South Carolina (1982)
Assists	4, F. Hooks vs. South Carolina (1982)	5, E. Johnson (1982)/M. Ajavon (2007)
Blocks	None	3, Brantley Southers, South Carolina (1982)
Steals	3, L. Barnes vs. South Carolina (1982)	5, E. Prince, Rutgers (2007)

Against AP Ranked Opponents

Date	Rank	Opponent	Score
Jan. 20, 1977	15	at NC State	L, 93-72
Feb. 3, 1977	9	NC State	L, 95-68
Feb. 7, 1977	16	at Old Dominion	L, 100-39
Feb. 25, 1977	9	at NC State	L, 81-35
Dec. 7, 1977	6	at NC State	L, 75-59
Jan. 14, 1978	15	vs. Penn State	L, 99-62
Feb. 15, 1978	5	NC State	L, 93-72
Mar. 3, 1978	3	vs. NC State	L, 83-60
Nov. 30, 1978	4	at NC State	L, 106-74
Dec. 29, 1978	18	Montclair State	L, 74-71
Jan. 22, 1979	4	at Tennessee	L, 92-90 (2OT)
Feb. 2, 1979	6	NC State	L, 94-58
Feb. 12, 1979	1	Old Dominion	L, 95-70
Jan. 21, 1980	2	at Old Dominion	L, 112-77
Jan. 26, 1980	8	at South Carolina	L, 97-54
Jan. 30, 1980	10	NC State	L, 81-76
Feb. 14, 1980	9	at NC State	L, 84-47
Feb. 22, 1980	8	vs. NC State	L, 81-70
Dec. 3, 1980	2	Old Dominion	L, 89-77
Jan. 28, 1981	13	NC State	W, 78-77 (OT)
Jan. 30, 1981	6	Southern California	L, 77-73
Feb. 18, 1981	15	at NC State	W, 97-89 (3OT)
Mar. 10, 1981	6	vs. Old Dominion	L, 81-70
Dec. 1, 1981	9	at NC State	L, 62-56
Jan. 5, 1982	14	at Kentucky	L, 78-67
Feb. 7, 1982	8	NC State	W, 68-60
Feb. 11, 1982	3	at Old Dominion	L, 72-63
Feb. 27, 1982	3	USC	L, 86-81
Mar. 5, 1982	14	at South Carolina	L, 79-54
Dec. 2, 1982	14	at NC State	L, 75-63
Jan. 14, 1983	6	at Old Dominion	L, 92-52
Jan. 21, 1983	9	vs. Georgia	L, 80-61
Feb. 2, 1983	6	Old Dominion	L, 76-37
Feb. 13, 1983	5	Cheyney State	L, 85-57
Dec. 30, 1983	13	NC State	L, 72-41
Feb. 9, 1984	5	at Old Dominion	L, 72-47
Nov. 23, 1984	19	at NC State	L, 93-63
Dec. 7, 1984	1	Old Dominion	L, 92-74
Nov. 24, 1985	9	at Tennessee	L, 74-56
Jan. 11, 1986	12	LSU	L, 70-65
Jan. 27, 1986	20	at James Madison	L, 82-55
Feb. 24, 1986	18	James Madison	W, 63-59
Mar. 1, 1986	18	vs. James Madison	L, 66-62
Jan. 15, 1987	14	NC State	L, 82-71
Jan. 26, 1987	18	James Madison	L, 73-47
Feb. 23, 1987	15	at James Madison	L, 68-47
Dec. 5, 1987	19	Vanderbilt	L, 66-56
Dec. 12, 1987	14	Duke	L, 68-49
Feb. 8, 1988	19	at James Madison	L, 79-54
Feb. 27, 1989	17	South Carolina	L, 84-59
Dec. 6, 1989	9	NC State	L, 93-74
Feb. 25, 1991	7	NC State	L, 116-73
Dec. 29, 1993	10	vs. Alabama	L, 107-53

Date	Rank	Opponent	Score
Dec. 10, 1994	10	at North Carolina	L, 92-36
Dec. 2, 1995	15	NC State	L, 74-49
Jan. 19, 1996	15	Old Dominion	L, 75-56
Feb. 7, 1996	10	at Old Dominion	L, 94-45
Nov. 26, 1996	13	at NC State	L, 88-43
Jan. 5, 1997	2	Old Dominion	L, 74-36
Feb. 18, 1997	2	at Old Dominion	L, 88-43
Mar. 2, 1997	2	vs. Old Dominion	L, 83-46
Jan. 11, 1998	2	at Old Dominion	L, 72-36
Feb. 22, 1998	3	Old Dominion	L, 76-35
Feb. 26, 1998	3	vs. Old Dominion	L, 60-39
Jan. 15, 1999	11	Old Dominion	L, 82-51
Feb. 7, 1999	11	at Old Dominion	L, 89-60
Mar. 6, 1999	5	vs. Old Dominion	L, 73-67
Nov. 23, 1999	10	at North Carolina	L, 66-49
Jan. 9, 2000	21	Old Dominion	L, 83-79
Feb. 20, 2000	16	at Old Dominion	L, 74-58
Mar. 6, 2000	14	vs. Old Dominion	L, 89-60
Dec. 21, 2000	17	at NC State	L, 69-47
Nov. 22, 2002	1	at Duke	L, 108-46
Feb. 13, 2004	22	TCU	L, 125-119
Feb. 15, 2004	21	Houston	L, 73-65
Dec. 5, 2004	9	Baylor	L, 80-59
Jan. 14, 2005	22	at DePaul	L, 99-58
Mar. 18, 2007	15	vs. Rutgers	L, 77-34
Dec. 9, 2007	24	NC State	W, 89-82
Dec. 6, 2008	19	at Virginia	L, 80-67
Dec. 20, 2010	9	vs. UCLA	L, 81-67
Dec. 20, 2011	22	vs. North Carolina	L, 65-61
Dec. 28, 2011	19	vs. Delaware	L, 60-40
Dec. 19, 2013	17	vs. North Carolina	L, 67-56
Feb. 26, 2014	23	Middle Tennessee	L, 70-59
Nov. 27, 2014	22	vs. Syracuse	L, 69-58
Dec. 31, 2014	2	Connecticut	L, 89-38
Jan. 28, 2015	2	Connecticut	L, 87-32
Feb. 14, 2015	25	South Florida	W, 65-64
Mar. 8, 2015	1	Connecticut	L, 106-56
Nov. 28, 2015	19	Northwestern	L, 78-75
Dec. 20, 2015	2	South Carolina	L, 88-57
Jan. 2, 2016	20	South Florida	L, 61-59
Jan. 17, 2016	19	South Florida	L, 75-54
Feb. 6, 2016	1	Connecticut	L, 92-46
Feb. 20, 2016	1	Connecticut	L, 84-41
Mar. 5, 2016	1	Connecticut	L, 92-51
Jan. 4, 2017	1	at Connecticut	L, 90-45
Jan. 14, 2017	24	at USF	L, 48-79
Feb. 24, 2017	1	Connecticut	L, 91-44
Jan. 3, 2018	1	Connecticut	L, 96-35
Feb. 7, 2018	23	at USF	L, 88-47
Feb. 6, 2019	5	at Connecticut	L, 118-55
March 9, 2019	2	vs. Connecticut	L, 92-65
Jan. 25, 2020	3/5	Connecticut	L, 98-42
Jan. 2, 2021	21	at USF	L, 71-58

All-Time Program Roster

A					
Joette Abeyounis	1971-72	Viola Cooper	2003-05	Charette Guthrie	1998-99
Laila Acox	2021-pres	Desiree Corbin	2017-2019	H	
lycez Adams	2021-pres.	Renee Cosby	2002-03	Eunice Hargert	1982
Kathy Addison	1989-92	Sheilah Cotten	1972-75	Irish Hamilton	1987-90
Justine Allpress	1994-97	Jen Cox	1997-98	Tonya Hargrove	1989-92
Anita Anderson	1984-85	Laura Crowder	1989-91	Tracee Harns	2001
Keisha Anthony	2003-04	Erika Crumlin	2006-07	Christi Harris	1987-88
Laurie Ashenfelder	1996-97	Fanni Csutoras	2015-17	Loletha Harrison	1982
Shuanda Ashford	2007-10	Cachelle Curtis	1995	Jo Haubenreizer	1971-72
Becky Atwood	1970, 72-73	D		Shay Hayes	1994-97
Christal Avery	2000-01	Sierra Dacosta	2019-21	Darlene Hedges	1981-84
B		Brenda Dail	1974-75	Soraya Hellaby	2003-05
LaShonda Baker	1993-94	Nicole Days	2004-08	Tamia Hicks	2017-2020
Lillion Barnes	1979-82	Mary Denkler	1980-83	Shala Hodges	2009-13
Tylar Bennett	2021-pres.	Ebonee Downey	2004-06	Takesha Holly	1995
Alana Beroth	2011	Kim Dupree	1989-91	Gabrielle Holston	2015-pres.
Jean Best	2008-11	Therese Durkin	1986	Fran Hooks	1980-83
Alma Bethea	1985-88	E		Jessica Honesty	2005-06
Jan Bethea	1984	Debbie Eagan	1971	Necole Hope	2017-2020
Alisha Bishop	2001-04	Janesha Ebron	2011-15	Joni Horne	1976
Tomekia Blackmon	1993-96	Britny Edwards	2011-13	Misty Horne	1997-99
Sharon Bond	1987	Lollie Edwards	1972-73	LaToya Horton	2002-06
Darlene Boone	1995	Whitny Edwards	2011-13	Patty Howell	1978-79
Sheila Bowe	1976-77	Khadijah Ellison	2014-15	Gabriela Husarova	2005-09
Tiahana Bowens	2007-09	Lynnw Emerson	1978-79	Robin Inasley	1979
Sylvia Bragg	1983-86	Kim Enoch	2002	J	
Donna Brayboy	1980	Cathy Ellis	1986-87	Ariana Jackson	2009-13
Dianne Brown	1970-72	Ryann Evans	2019-21	Jennifer Jackson	2002-05
J'Kyra Brown	2013-14	F		Mona Jackson	1989
Nikki Brown	1998-00	Lisa Fennell	1980	Angela James	1993-94
Belinda Byrum	1977	Emy Fishel	1973	Beth Jaynes	1996-99
C		Joana Fogaca	1999-01	Bridget Jenkins	1982
Belinda Cagle	1993-96	Lorraine Foster	1982, 85-86	Joey Johns	1971-73
Sue Calvery	1973	Cheryl Fout	1984	Ellen Johnson	1970
Destiny Campbell	2017-19	Brittany Franklin	2021-pres.	Opal Johnson	1998
Rosalyn Canady	2000-01	Shana Franks	2006-08	Raven Johnson	2016-pres.
Sancha Cargill	2000-01	Alex Frazier	2015-2019	Synia Johnson	2020-pres.
Tiara Chambers	2018-pres.	Debbie Freeman	1975-78	Rosemary Johnson	1969-70
Gale Chambliee	1973	G		Akia Jones	2013-15
Marie Chambliee	1973-76	Ellen Garrison	1973, 75	Dana Jones	2011-13
Darlene Chaney	1982-83	Kim Gay	2007-11	Mechelle Jones	1989-92
Tatiana Chapple	2011-15	Justice Gee	2016-21	Leora "Sam" Jones	1981-82
Danielle Charlesworth	1994-96	Diane Gibson	1970	Terry Jones	1972-75
Jan Claiborn	1971	Melanie Gillem	1997	Xianna Josephs	2019-pres.
Ashley Clarke	2008-11	Marcia Girven	1978-81	K	
Shakira Clarke	2003-04	Sandra Grace	1988-91	Alice Keene	1971
Dominique Claytor	2016-2021	DeVaughn Gray	2014-16	Tracey Kelley	1994-97
Katie Cloud	2002-03	Sarah Gray	1987-91	Gale Kerbaugh	1976-79
Lauren Cochran	2006-09	Chanel Green	2012-14	Chelsie Keys	2014-15
Ann Colenda	1970	Da'Ja Green	2021-pres.	Laura Kilpatrick	1972-73
Catherine Coley	2004-06	Millette Green	1999-00	Kate Kinney	1988
Toina Coley	1989-90, 92-93	Salita Greene	2016-2019	Zippy Khasoa	2015-16
Patty Collins	1976-77	Crystal Grier	1984-86		
Valerie Cooper	1987				

L	
Regina Lacy	1977-78
Tammie Laney	1987
Marina Laramie	2015-16
Becky Lawerance	1971
Jade Lewis	2018-2019
Paige Lyons	2021-pres.

M	
Delphine Mabry	1984-87
Nicole Mamula	1997
Impris Manning	2005-08
Susan Manning	1973-76
Michelle Marsh	1990-91
Colleen Marshall	2012-14
Cindy Maulsby	1970
Linda McClellan	1976
Teana McKiver	1999
Ayana McWilliams	2002-03
Danae McNeal	2021-pres.
Danielle Melvin	1997-00
Charlotte Metz	1971
Kristine Mial	2011-14
Rose Miller	1986-89
Amanda Mills	2004-07
Cherie Mills	2005-07
Jean Mobley	1972-73
Myra Modlin	1972
Lashonda Monk	2017-2021
Donna Moody	1980-81
Jessica Moore	1995
Maddie Moore	2020-2021
Jennifer Moretz	1998-00
Elaine Morgan	2009-11
Kayla Morris	2020-2021
Wendy Morton	1988
Morgan Moseley	2020-pres.
Tamilla Murray	2000-01
Ann Murden	1998

N	
Lynn Nance	1984
Shae Nelson	2013-15
Ginger Noce	1982

O	
Chris O'Connor	1986-89
Gaynor O'Donnell	1990-93
Grett O'Neal	1986
Thais Oliveria	2016-18
Heidi Owen	1980-81

P	
Samantha Pankey	2002-05
Katie Paschal	2010-13
Jada Payne	2013-16
Tricia Peckham	1998
Alicia Person	2005-07
Annette Phillip	1984-85
Jasmine Phillips	2014-15
Tania Pierre-Emilie	2016-18
Cheryl Pittillo	1970
Monique Pompili	1985-88
Sue Powell	1970
Tamekia Powell	2003-04
Donna Prince	1971

R	
Sandy Ranieri	1980
Kisha Redcross	1994
Laura Regal	1982
Myra Register	1972-74
Brandi Renfro	2002
Connie Rhodes	1970
Jenn Rice	1997
Kris May Richardson	2002-03
Shelley Ridgeway	1985
Kathy Riley	1980-81
Nan Roberson	1971
Tali Robich	2000-03
Janet Rodgerson	1991-94
Jody Rodriguez	1984-87
Lorraine Rollins	1970-73
Alexsia Rose	2020-pres.
April Ross	1976-79
Lydia Rountree	1978-81

S	
Mikayla Sanders	2016-2018
Kim Samuels	1992-93
Gretta Savage	1986-89
Mary Sawyer	1976-77
Sherry Sealey	1979
Jamie Shaw	2009
Ondrea Shaw	2013-15
Ashanta Sellers	1997
Elise Shelton	2012-13
Cecilia Shinn	1998-00
Laurie Sikes	1980-81
Rita Simmons	1983
Jessica Slack	2005-07
Connie Small	1991-92
Bryelle Smith	2011-12
Chareya Smith	2008-12

Lucy Smith	1971
Kelly Smith	2009-11
Rhonda Smith	1992-93
Allison Spivey	2007-11
Lisa Squirewell	1983-86
Shannon Staples	1978
Celeste Stewart	2009-13
Kenja Stiasna	2013-15
Kathy Suggs	1976-78
LaTasha Sutton	1993-96
Shanita Sutton	2002-05
Terri Sutton	1984
Lu Ann Swaim	1973-75
Angela Sye	2001-02, 03-04

T	
l'Tiana Taylor	2014-16
PJ Taylor	1970-73
LaCoya Terry	2005-09
Cheryl Thompson	1970
Rosie Thompson	1977-80
Tanyiah Thompson	2019-pres.
Mary Thorn	1996-97
Toni Thurman	1990-93
Caitlin Thys	2009-10
Khadidja Toure	2015-16
Margeret Transou	1970
Allison Trapp	1999
Abria Trice	2013-15
Dennie Tritt	1976-78
Caren Truske	1981-83
Katerina Tsineke	2019-2021
Linnette Tucker	1986

U	
Betty Upton	1970

V	
Carly Vendemia	2013-14
Waynetta Veney	1998-00
Kim Versprille	1978-79

W	
Michaela Wallerstrom	1994
Terry Ward	1972-73
Victoria Watras	1985
Stefanie Warner	2002-03
Judy Watts	1971
Jennifer Westfort	1995
Crissy White	2000
Liz White	1971-72
Kyani White	2011-14
Ariyana Williams	2017-2021

All-Time Jerseys

The following is a list of numbers worn by East Carolina women's basketball players from the 1978-79 season to present day. The names under each number are listed beginning with the most recent player to wear the number. This includes players on the 2021-22 roster. Current team members are listed in bold.

00

Danielle Melvin 1996-97

0

Alexsia Rose 2021-pres.

Justice Gee 2016-21

1

Taniyah Thompson 2019-pres.

Alex Frazier 2015-2019

Shae Nelson 2013-15

Kim Gay 2007-11

2

Paige Lyons 2021-pres.

Lashonda Monk 2017-21

Khadidja Toure 2015-17

Kyani White 2011-14

Allison Spivey 2007-11

3

Xianna Josephs 2019-pres.

Manesha Womble 2015-17

Akia Jones 2013-15

Dana Jones 2011-13

Jasmine Young 2005-09

Viola Cooper 2003-05

Tali Robich 1999-03

Nikki Brown 1997-98

Justine Allpress 1994-97

4

Synia Johnson 2020-pres.

Necole Hope 2017-2020

DeVaughn Gray 2014-16

Kristine Mial 2011-14

Tamekia Powell 2003-05

Rachel Young 2000-01

Mechelle Jones 1988-91

5

Katerina Tsineke 2019-21

Mickayla Sanders 2016-18

Chelsie Keys 2014-15

Colleen Marshall 2012-14

Lauren Cochran 2006-09

Danielle Charlesworth 1993-96

10

Rosie Thompson 1975-80

11

Raven Johnson 2016-pres.

Khadijah Ellison 2014-15

J'Kyra Brown 2013-14

Shana Franks 2006-08

Rosalyn Canady 1999-01

Allison Trapp 1998-99

Tricia Peckham 1997-98

Angela James 1994-96

Laura Crowder 1986-90

Pam Williams 1985-89

12

Morgan Moseley 2020-pres.

Tania Pierre-Emile 2017-18

Ashley Clarke 2008-11

Meredith Mann 2003-04

Opal Johnson 1997-98

Crissy White 1996-97

Toina Coley 1988-93

Cathy Ellis 1985-87

Jody Rodriguez 1983-85

Darlene Chaney 1981-82

Heidi Owen 1980-81

Lynne Emerson 1978-79

Cathy Ellis 1986

13

Fanni Csutoras 2015-17

Shawnda Robinson 2012-13

Ayana McWilliams 2001-03

Melanie Gillem 1996-98

Irish Hamilton 1986-90

Loraine Foster 1981-86

Laurie Sikes 1980-81

14

Maddie Moore 2020-21

Ariyana Williams 2017-2020

Celeste Stewart 2009-13

Impris Manning 2005-08

Renee Cosby 2000-03

Misty Horne 1996-00

Belinda Cagle 1992-96

Kenneya Wilson 1989-91

Laura Crowder 1988-89

Monique Pompili 1984-88

Delphine Mabry 1983-84

Caren Truske 1980-82

Gale Krbaugh 1978-79

15

Kayla Morris 2020-21

Thais Oliveira 2016-18

Elise Shelton 2012-13

Chareya Smith 2008-12

Shakira Clarke 2003-05

Jen Cox 1996-98

20

lyce Adams 2021-pres.

Sierra Dacosta 2019-21

Desiree Corbin 2017-19

Bre McDonald 2016-17

Tatiana Chapple 2011-15

Catherine Coley 2004-06

Gaynor O'Donnell 1989-93

Chris O'Connor 1985-89

21

Laila Acox 2021-pres.

Salita Greene 2017-19

Abria Trice 2013-15

Whitny Edwards 2011-13

Kelly Smith 2009-11

Jessica Slack 2005-07

Keisha Anthony 2003-05

Crissy White 1999-00

Charette Guthrie 1997-99

LaShonda Baker 1993-94

Toni Thurman 1989-93

Kate Kinney 1987-88

Delphine Mabry 1985-87

Victoria Watts 1984-85

Jan Bethea 1983-84

Sam Jones 1980-82

Laury Young 1978-79

Sandy Ranieri 1979

22

Danae McNeal 2021-pres.

Tamia Hicks 2017-2020

Jasmine Phillips 2014-15

Alana Beroth 2010

Caitlin Thys 2009-10

LaToya Horton 2002-06

Joana Fogaca 1998-01

Tracey Kelley 1994-97

Janet Rodgerson 1990-94

Rose Miller 1986-89

23

Dominique Claytor 2016-21

Jada Payne 2013-16

Bryelle Smith 2011-12

Jamie Shaw 2008

Alicia Person 2005-07

Cecilia Shinn 1998-00

Laurie Ashenfelder 1995-96

Angela James 1992-94

Wendy Morton 1987-88

Tammie Lane 1986-87

Crystal Grier 1983-86

Bridget Jenkins 1982

Laura Regal 1981-82

Marcia Girven 1978-81

24

Alexsia Rose 2020-21

Jade Lewis 2018-2019

Kristen Gaffney 2016-17

I'Tiana Taylor 2014-16

Jean Best 2008-11

Alisha Bishop 2002-04

Tamilla Murray 1999-01

Jenn Rice 1997-98

Laurie Ashenfelder 1996-97

Darlene Boone 1994-95

Connie Small	1990-91
Mona Jackson	1988-89
Valerie Cooper	1986-87
Therese Durkin	1984-86
Lynn Nance	1983-84
Loletha Harrison	1981-82
Lydia Rountree	1978-81
Mary Denkler	1979

25

Ryann Evans	2019-21
Antoinette Banister	2016-17
Zippy Khasoa	2015-16
Jenka Stiasna	2013-15
LaCoya Terry	2005-09
Jihan Howard	2004-05
Courtney Willis	2000-04
Ashanta Sellers	1996-97
Takesha Holly	1994-95
Sharon Bond	1986-87
Sylvia Bragg	1983-86
Lillion Barnes	1978-82

30

Shala Hodges	2009-13
Waynetta Veney	1998-00
LaTasha Sutton	1992-96
Sarah Gray	1988-91
Alma Bethea	1984-88
Darlene Hedges	1983-84
Donna Braybooy	1979
Patty Howell	1978-79

31

Brittany Franklin	2021-pres.
Katie Paschal	2010-13
Zaneta Hill	2004-05
Teana McKiver	1998-99
Rhonda Smith	1992-93
Gretta O'Neal Savage	1986-89
Lisa Squirewell	1983-86
Donna Moody	1980-81
April Ross	1978-79

32

Chanel Green	2012-14
Ebonee Downey	2004-06
Kris May Richardson	2001-03
Millette Green	1998-00
Shay Hayes	1993-98
LaShonda Baker	1992-93
Sandra Grace	1987-91
Gretta O'Neal	1985-86
Cheryl Fout	1984-85
Eunice Hargett	1982

Ginger Noce	1981-82
-------------	---------

33

Tiara Chambers	2018-pres.
Janesha Ebron	2011-15
Crystal Wilson	2008-11
Jessica Honesty	2005-06
Jennifer Jackson	2001-05
Christal Avery	1999-01
Ann Murden	1997-98
Jennifer Westfort	1994-96
Michaela Wallerstrom	1993-94
Wendy Morton	1988-89
Sarah Gray	1986-88
Shelley Ridgway	1984-86
Terri Sutton	1983-84
Fran Hooks	1980-82
Robin Insley	1978-79

34

Ariana Jackson	2009-14
Samantha Pankey	2001-05
Beth Jaynes	1995-99
Tonya Hargrove	1989-91
Annette Phillips	1983-85
Mary Denkler	1980-82
Kim Versprille	1978-79

35

Da'Ja Green	2021-pres.
Elaine Morgan	2009-11
Cherie Mills	2005-07
Alisha Bishop	2000-02
Danielle Melvin	1997-00
Nicole Mamula	1996-97
Justine Allpress	1993-94
Kim Samuels	1992-93
Kim Dupree	1988-91
Linnette Tucker	1985-86
Lisa Fennell	1980-81

40

Gabrielle Holston	2015-17
Ondrea Shaw	2013-15
Jennifer Moretz	1997-01
Kisha Redcross	1992-93
Kathy Addison	1988-91
Rita Simmons	1982
Kathy Riley	1980-81

41

Nicole Days	2004-08
Tomekia Blackmon	1992-93

42

Britny Edwards	2011-13
Erica Crumlin	2006-07
Shanita Sutton	2001-05
Tomekia Blackmon	1993-96
Michelle Marsh	1989-91
Christi Harris	1986-88
Anita Anderson	1983-85
Darlene Hedges	1981-82

44

Destiny Campbell	2017-19
Carly Vendemia	2013-14
Tiahana Bowens	2007-09
Amanda Mills	2004-07
Brandi Renfro	2001-02
Tracee Harris	2000-01
Mary Thorn	1994-97
Tracey Kelley	1993-94
Jody Rodriguez	1985-87

45

Gabriela Husarova	2005-09
Katie Cloud	2002-04
Kim Enoch	2001-02

50

Shaunda Ashford	2007-10
Sancha Cargill	1999-01
Jessica Moore	1994-96

51

Cachelle Curtis	1994-95
-----------------	---------

52

Stefanie Warner	2002-04
Nikki Brown	1998-01

54

Angela Sye	1999-03
------------	---------

55

Tylar Bennett	2021-pres.
Marina Laramie	2015-2016
Soraya Hellaby	2003-05

Year-By-Year Results

1969-70

9-2 Overall

ECU All-Time Record: 9-2

Head Coach: Catherine Bolton

01/30	at Chowan	W	34-24
02/06	at Pembroke	W	47-38
02/14	at Old Dominion	L	52-47
02/18	Pembroke	W	45-37
02/23	at Atlantic Christian	W	43-34
02/23	at Atlantic Christian	L	39-34
03/13	Atlantic Christian	W	38-37
03/13	Atlantic Christian	W	51-13
03/16	Meredith	W	52-38
03/18	Campbell	W	42-34
03/25	at Meredith	W	45-36

1970-71

11-1 Overall

ECU All-Time Record: 20-3

Head Coach: Catherine Bolton

01/14	at UNC Greensboro	W	53-42
01/16	at N.C. Central	W	47-22
02/04	Atlantic Christian	W	67-37
02/09	at Old Dominion	W	65-34
02/11	at Atlantic Christian	W	46-32
02/13	Western Carolina	L	61-49
02/15	Campbell	W	51-47
02/16	Old Dominion	W	57-43
02/22	Campbell	W	52-45
03/12	Atlantic Christian	W	38-33
03/12	Campbell	W	56-42
03/15	N.C. Central	W	54-32

1971-72

12-3 Overall

ECU All-Time Record: 32-6

Head Coach: Catherine Bolton

01/24	NC State	W	84-37
01/26	at North Carolina	W	47-41
01/28	at Chowan	W	58-41
02/01	Campbell	W	57-49
02/03	at Old Dominion	W	49-39
02/05	at High Point	L	61-55
02/07	Atlantic Christian	W	74-36
02/09	at Atlantic Christian	W	54-29
02/11	High Point	W	54-44
02/15	at Campbell	W	54-42
02/17	Old Dominion	W	60-41
02/22	UNC Greensboro	W	48-47
03/02	Appalachian State	W	60-57
03/03	High Point	L	49-46
03/04	Western Carolina (1)	L	81-55

1972-73

19-2 Overall

ECU All-Time Record: 51-8

Head Coach: Catherine Bolton

01/18	at Campbell	W	58-43
01/22	at NC State	W	69-51
01/24	at High Point	W	55-50
01/26	North Carolina	W	43-39
01/29	Atlantic Christian	W	64-38

02/01	Chowan	W	74-31
02/03	Western Carolina	W	58-49
02/06	at UNC Greensboro	W	69-55
02/14	at Old Dominion	W	64-37
02/16	High Point	W	52-45
02/19	Campbell	W	63-47
02/21	Old Dominion	W	69-37
03/02	at Elon(NC)	W	54-41
03/03	Western Carolina (NC)	W	47-40
03/04	High Point (NC)	W	60-44
03/09	Madison (R)	W	63-46
03/10	Tennessee Tech (R)	W	60-58
03/10	South Carolina (R)	W	73-65
03/22	Western Washington (N)	L	55-51
03/23	Indiana State (N)	W	60-49
03/23	Kansas State (N)	L	47-46

1973-74

8-5 Overall

ECU All-Time Record: 59-13

Head Coach: Catherine Bolton

01/18	at North Carolina	L	55-51
01/22	at Campbell	W	51-43
01/25	UNC Greensboro	L	52-45
01/28	High Point	W	65-44
01/31	at Elon	L	54-53
02/01	Francis Marion	W	63-50
02/04	Campbell	W	74-47
02/07	at High Point	W	67-53
02/08	at Western Carolina	L	73-65
02/09	at Appalachian State	W	54-50
02/16	at Chowan	W	81-28
02/21	High Point	W	49-44
02/22	UNC Greensboro (NC)	L	63-50

1974-75

13-10 Overall

ECU All-Time Record: 72-23

Head Coach: Catherine Bolton

12/12	at Campbell	W	62-57
01/17	at Western Carolina	W	74-67
01/18	Elon	W	69-63
01/18	at North Carolina	L	69-50
01/24	at James Madison	W	63-58
01/28	at Old Dominion	W	83-70
01/31	St. Augustine (2)	L	69-50
02/01	UNC Greensboro (2)	W	68-61
02/01	Longwood	W	83-59
02/04	at UNC Greensboro	W	63-62
02/06	Elon	L	71-64
02/13	Western Carolina	L	81-69
02/14	East Tennessee State	W	77-53
02/15	South Carolina	W	74-64
02/15	Tennessee	L	82-81
02/17	Campbell	W	85-64
02/18	North Carolina	L	74-70 (OT)
02/22	Longwood	W	68-65
02/27	Appalachian State (NC)	W	82-74
02/28	Western Carolina (NC)	L	71-62
02/28	Wake Forest (NC)	L	83-73 (OT)
03/06	Tennessee Tech (R)	L	84-57
03/07	Union (R)	L	81-72

1975-76

12-6 Overall

ECU All-Time Record: 83-30

Head Coach: Catherine Bolton

01/09	West Chester State	L	79-74
01/17	NC State (3)	L	84-83 (OT)
01/18	at North Carolina	L	69-51
01/20	at Duke	W	72-31
01/24	Madison	W	74-65
01/30	Longwood (2)	W	78-63
01/31	UNC Greensboro (2)	W	86-68
02/03	UNC Greensboro	W	86-68
02/10	at Elon	W	91-86
02/12	Georgia (4)	W	80-66
02/13	College of Charleston (4)	L	99-71
02/17	Old Dominion	L	81-75
02/19	at Campbell	W	80-71
02/21	Randolph Macon (5)	W	79-68
02/22	Longwood (5)	W	82-67
02/27	at Western Carolina	L	76-68
02/28	Appalachian State (6)	W	77-68
03/03	at North Carolina (NC)	L	86-67

1976-77

7-15 Overall

ECU All-Time Record: 89-46

Head Coach: Catherine Bolton

12/11	Western Carolina (7)	L	75-70
12/18	Appalachian State	L	98-73
12/21	Appalachian State (3)	L	88-80
12/22	Western Carolina (3)	L	79-75
01/11	at North Carolina	L	81-64
01/14	Illinois State (8)	L	75-55
01/15	at Madison	L	71-54
01/15	West Chester	L	71-56
01/18	UNC Greensboro	L	92-86
01/20	at No. 15 NC State	L	93-72
01/25	Elon	W	88-72
01/28	at UNC Greensboro	W	77-65
01/29	at Appalachian State	L	92-74
02/03	No. 9 NC State	L	95-68
02/04	Longwood	W	89-80
02/07	at No. 16 Old Dominion	L	100-39
02/15	North Carolina	W	68-67
02/17	Georgia (4)	L	71-54
02/18	South Carolina (4)	L	74-44
02/24	UNC Greensboro (NC)	W	73-71
02/25	at No. 9 NC State (NC)	L	81-35
02/26	North Carolina (NC)	W	76-74

1977-78

19-11 Overall

ECU All-Time Record: 108-57

Head Coach: Catherine Bolton

11/30	Campbell	W	69-67
12/03	Duke	W	80-53
12/05	Appalachian State	W	90-75
12/07	at No. 6 NC State	L	75-59
12/10	Western Carolina (7)	W	68-61
01/13	at Madison	L	73-67 (OT)
01/14	No. 15 Penn State (8)	L	99-62
01/14	West Chester State (8)	W	85-70

01/17	at Elon	W	79-64
01/21	at Appalachian State	W	77-71
01/22	at UNC Greensboro	W	75-48
01/24	High Point	W	71-63
01/27	at Virginia State	W	62-61
01/28	at Longwood	L	79-78
01/31	at Campbell	W	83-65
02/02	at North Carolina	L	72-64
02/06	at Duke	W	70-66
02/09	Longwood (9)	L	74-71
02/10	UNC Greensboro (9)	W	79-55
02/11	Appalachian State (9)	W	87-76
02/11	Georgia (9)	W	91-76
02/15	No. 5 NC State	L	93-72
02/18	North Carolina	L	67-64
02/20	UNC Greensboro	W	87-57
03/02	Duke (NC)	W	87-47
03/03	North Carolina (NC)	W	82-80
03/03	No. 3 NC State (NC)	L	83-60
03/09	Kentucky (R)	L	81-65
03/10	at North Carolina (R)	W	73-72
03/11	South Carolina (R)	L	77-70

1978-79

18-11 Overall

ECU All-Time Record: 126-68

Head Coach: Cathy Andruzzi

11/28	at Campbell	L	79-70
11/30	at No. 4 NC State	L	106-74
12/02	Duke	W	81-66
12/05	Wake Forest	W	102-48
12/09	at UNC Greensboro	W	100-55
12/11	South Carolina	L	86-64
12/16	at UNC Wilmington	W	93-41
12/29	No. 18 Montclair State	L	74-71
12/30	Ohio State	W	81-80
01/04	Campbell	W	99-56
01/08	at Western Carolina	W	84-73
01/10	UAB (10)	W	66-58
01/11	at Clemson	L	61-60
01/17	North Carolina	L	78-73
01/20	at Appalachian State	W	87-57
01/22	at No. 4 Tennessee	L	92-90 (2OT)
01/27	Longwood	W	82-42
01/29	UNC Greensboro	W	109-43
02/02	No. 6 NC State	L	94-58
02/06	at North Carolina	W	78-71
02/08	College of Charleston (4)	W	74-67
02/09	Francis Marion (4)	W	99-97
02/10	at Winthrop	W	76-63
02/12	No. 1 Old Dominion	L	95-70
02/14	at High Point	L	77-67
02/17	Appalachian State	W	94-82
02/22	Duke (NC)	W	69-46
02/23	North Carolina (NC)	L	91-90 (OT)
02/24	Appalachian State (NC)	W	97-64

1979-80

21-10 Overall

ECU All-Time Record: 147-78

Head Coach: Cathy Andruzzi

11/17	William and Mary	W	81-51
11/23	at St. John's	W	83-71
11/24	at Manhattan	W	98-32
11/28	UNC Wilmington	W	86-54

12/01	at Duke	L	76-75
12/07	Madison	W	72-48
12/10	East Tennessee State	W	73-63
12/15	Campbell	W	78-57
12/20	Stanford (3)	W	88-72
12/21	Clemson (3)	L	83-78
12/21	Mercer (3)	L	81-66
01/03	at Marshall	W	63-59
01/04	at West Virginia	W	67-56
01/06	at Virginia Tech	W	75-58
01/11	Mississippi (10)	L	70-69
01/12	Madison	W	93-68
01/16	North Carolina	W	71-68
01/19	Appalachian State	W	70-53
01/21	at No. 2 Old Dominion	L	112-77
01/24	Florida State	W	69-61
01/26	at No. 8 South Carolina	L	97-54
01/30	No. 10 NC State	L	81-76
02/02	High Point	W	92-72
02/05	at North Carolina	L	85-71
02/09	George Mason	W	106-53
02/14	at No. 9 NC State	L	84-47
02/16	Western Carolina	W	82-63
02/19	William and Mary	W	79-59
02/21	Appalachian State (NC)	W	81-57
02/22	No. 8 NC State (NC)	L	81-70
02/23	Duke (NC)	W	99-65

1980-81

22-7 Overall

ECU All-Time Record: 169-85

Head Coach: Cathy Andruzzi

11/23	Virginia Tech	W	70-65
11/28	at Queens	W	69-63
11/29	at Wagner	W	81-73
12/03	No. 2 Old Dominion	L	89-77
12/08	Campbell	W	75-66
12/18	Indiana (11)	W	59-58
12/19	Massachusetts (11)	W	88-64
12/27	Northwestern (12)	W	63-62
12/28	Virginia (12)	L	58-52
01/05	at Florida	L	74-67
01/06	at Stetson	W	101-67
01/08	at Florida State	W	78-67
01/13	at North Carolina	W	87-75
01/17	William and Mary	W	108-49
01/19	Duke	W	79-69
01/21	West Virginia	W	106-76
01/24	at James Madison	W	98-67
01/25	at Virginia	W	84-78
01/28	No. 13 NC State	W	78-77 (OT)
01/30	No. 6 Southern California	L	77-73
02/05	North Carolina	L	77-74
02/07	at East Tennessee State	W	83-74
02/08	at Appalachian State	W	87-75
02/10	at UNC Wilmington	W	96-65
02/18	at No. 15 NC State	W	97-89 (3OT)
02/23	Wake Forest	W	102-63
03/02	North Carolina (NC)	L	89-83
03/03	Appalachian State (R)	W	103-40
03/10	No. 6 Old Dominion (R)	L	81-70

1981-82

17-10 Overall

ECU All-Time Record: 186-95

Head Coach: Cathy Andruzzi

11/29	Appalachian State	W	61-58
12/01	at No. 9 NC State	L	62-56
12/05	Villanova (13)	L	72-59
12/06	New Hampshire (13)	L	65-61
12/21	UNC Wilmington	W	79-52
12/29	Northwestern (14)	L	78-70
12/31	Georgia State (14)	W	81-57
01/02	Miami (Fla.) (14)	L	60-56
01/03	Miami (Ohio) (14)	W	80-61
01/05	at No. 14 Kentucky	L	78-67
01/07	at LSU	L	85-70
01/10	Virginia	W	64-62
01/12	at North Carolina	W	71-66
01/15	Campbell	W	65-46
01/16	James Madison	W	90-60
01/24	at Georgia Tech	W	80-46
01/25	at Wake Forest	W	87-52
01/29	at Appalachian State	W	76-45
02/03	East Tennessee State	W	76-63
02/07	No. 8 NC State	W	68-60
02/11	at No. 3 Old Dominion	L	72-63
02/16	Duke	W	79-57
02/20	Michigan State (15)	W	79-72
02/21	Western Kentucky (15)	W	108-54
02/27	Southern California	L	86-81
03/03	North Carolina	W	92-72
03/05	No. 14 South Carolina	L	79-54

1982-83

14-12 Overall

ECU All-Time Record: 200-107

Head Coach: Cathy Andruzzi

11/22	Fayetteville State	W	91-51
11/26	at Fairfield	L	58-54
11/27	at Fairleigh Dickinson	W	73-59
12/02	at No. 14 NC State	L	75-63
12/04	St. Peter's	W	81-70
12/11	Appalachian State	W	90-52
12/30	at Notre Dame	L	52-50
01/03	at Western Kentucky	L	76-44
01/04	at Belmont	W	79-55
01/06	at Cincinnati	L	73-60
01/14	at No. 6 Old Dominion	L	92-52
01/19	at Charlotte	W	59-48
01/21	No. 9 Georgia (16)	L	80-61
01/22	Mercer (16)	L	71-67
01/29	at East Tennessee State	W	63-54
01/30	at Appalachian State	W	68-53
02/02	No. 6 Old Dominion	L	76-37
02/05	at James Madison	W	54-48
02/12	Detroit (15)	W	95-51
02/13	Np. 5 Cheyney State (15)	L	85-57
02/17	Morehead State	L	75-59
02/20	Boston University	W	82-62
02/23	at UNC Wilmington	W	74-67
02/26	at George Mason	W	69-65
02/27	at George Washington	L	79-75
03/05	Charlotte	W	72-58

1983-84

13-16 Overall, 3-2 ECAC-South

ECU All-Time Record: 213-123

Head Coach: Cathy Andruzzi

11/20	George Washington	W	64-57
11/26	at St. Peter's	L	77-52
11/27	at Iona	W	51-39
12/01	at Fayetteville State	L	64-53
12/04	Charlotte	L	56-50
12/10	James Madison	W	57-47
12/17	Cincinnati	W	68-60
12/19	Appalachian State	W	77-51
12/30	No. 13 NC State	L	72-41
12/31	North Carolina	L	77-49
01/05	Notre Dame	L	66-50
01/08	Fairleigh Dickinson	W	67-58
01/15	George Mason	W	68-50
01/18	UNC Wilmington	L	61-60
01/22	at Charlotte	L	65-39
01/23	at Appalachian State	W	63-51
01/28	at South Carolina	L	67-51
02/01	at William and Mary	L	64-58
02/04	East Tennessee State	L	68-58
02/05	Georgia Tech	W	61-56
02/09	at No. 5 Old Dominion	L	72-47
02/11	at American	W	59-49
02/12	at George Mason	L	58-54
02/17	Marshall (15)	L	78-68
02/18	Fairfield (15)	L	58-56
02/21	Richmond	W	51-41
02/25	South Carolina	L	64-55
03/02	George Mason (ECAC)	W	68-41
03/03	Richmond (ECAC)	W	54-39

1984-85

20-9 Overall, 11-1 ECAC-South

ECU All-Time Record: 233-132

Head Coach: Emily Manwaring

11/23	at No. 19 NC State	L	93-63
11/24	at North Carolina	L	77-65
11/28	Fayetteville State	W	72-60
12/01	at Charlotte	L	68-61
12/04	Howard	W	98-47
12/07	No. 1 Old Dominion	L	92-74
12/15	at South Carolina	L	68-54
12/18	at Morehead State	L	77-67
12/19	at Marshall	L	86-76
01/02	South Carolina	L	83-61
01/05	Iona	W	69-57
01/09	Campbell	W	71-60
01/12	at William and Mary	W	86-57
01/14	at Richmond	W	77-61
01/19	George Mason	W	89-54
01/21	American	W	70-55
01/26	at Radford	W	78-67
01/28	at James Madison	W	70-67 (OT)
01/31	UNC Wilmington	W	88-75
02/02	South Florida	W	76-56
02/05	Hampton	W	87-75
02/09	at American	W	77-62
02/11	at George Mason	W	68-66
02/16	William and Mary	W	74-57
02/18	James Madison	W	61-57
02/21	at UNC Wilmington	L	79-70
02/24	Richmond	W	84-67

03/01 George Mason (ECAC) W 77-54

03/02 James Madison (ECAC) W 65-59

1985-86

23-7 Overall, 11-1 CAA

ECU All-Time Record: 256-139

Head Coach: Emily Manwaring

11/22	at Tennessee Tech (17)	L	75-73
11/23	Central Michigan (17)	W	77-71
11/24	at No. 9 Tennessee	L	74-56
11/30	Francis Marion	W	75-65
12/06	at Fayetteville State	W	73-54
12/07	Charlotte	W	66-54
12/13	Radford	L	65-60
12/14	N.C. Central	W	70-50
12/16	at Florida	W	56-55
12/17	at South Florida	W	65-43
12/19	at Miami	W	58-43
12/30	at Old Dominion	L	82-65
12/31	Indiana State	W	66-56
01/04	Richmond*	W	67-33
01/10	Rhode Island	W	63-52
01/11	No. 12 LSU	L	70-65
01/13	William and Mary*	W	89-54
01/18	UNC Wilmington*	W	83-67
01/20	at American*	W	77-73
01/25	at George Mason*	W	72-61
01/27	at No. 20 James Madison*	L	82-55
02/01	American*	W	73-56
02/08	at Richmond*	W	67-59
02/10	at William and Mary*	W	65-53
02/15	UNC Wilmington*	W	67-46
02/22	George Mason*	W	78-46
02/24	No. 18 James Madison*	W	63-59
02/28	William and Mary (CAA)	W	84-56
02/29	American (CAA)	W	69-68
03/01	No. 8 James Madison (CAA)	L	66-62

1986-87

16-13 Overall, 7-5 CAA

ECU All-Time Record: 272-152

Head Coach: Emily Manwaring

11/28	South Carolina (18)	L	61-55
11/29	Tulane (18)	W	75-65
12/05	East Tennessee State (15)	W	77-53
12/06	Tennessee Tech (15)	W	70-66
12/09	Francis Marion	W	78-76
12/15	Cheyney	W	93-44
12/19	at Fairleigh Dickinson	W	80-69
12/21	at La Salle	L	79-72
01/02	at Duke	L	84-70
01/03	American*	W	67-54
01/08	North Carolina A&T	W	84-41
01/10	at Richmond*	W	58-45
01/12	at William and Mary*	W	74-50
01/15	No. 14 NC State	L	82-71
01/17	at UNC Wilmington*	L	87-77
01/19	at Charlotte	L	71-66
01/24	George Mason*	W	64-51
01/26	No. 18 James Madison*	L	73-47
01/28	Old Dominion	L	90-57
01/31	at American*	W	53-51
02/02	at Howard	L	63-61
02/07	Richmond*	L	59-57
02/09	William and Mary*	W	67-41

02/12 South Carolina State W 62-53

02/14 UNC Wilmington* W 68-57

02/21 at George Mason* L 61-54

02/23 at No. 15 James Madison* L 68-47

02/27 William and Mary (CAA) W 65-43

02/28 American (CAA) L 66-59

1987-88

8-20 Overall, 2-10 CAA

ECU All-Time Record: 280-172

Head Coach: Pat Pierson

11/27	Central Michigan (19)	W	78-77
11/28	at Kentucky (19)	L	93-75
12/04	N.C. Central (15)	W	65-52
12/05	No. 19 Vanderbilt (15)	L	66-56
12/10	Georgia Southern	L	75-70
12/12	No. 14 Duke	L	68-49
12/15	Howard	W	56-55
12/29	Southern California (20)	L	89-61
12/30	Dayton (20)	W	64-54
01/04	at South Carolina	L	71-53
01/06	at South Carolina State	W	78-68
01/09	George Mason*	L	61-53
01/11	James Madison*	L	88-51
01/14	at North Carolina A&T	L	58-51
01/16	Fairleigh Dickinson	L	76-58
01/18	at American*	L	70-51
01/23	Richmond*	W	60-59
01/25	William and Mary*	W	68-63
01/28	at Campbell	W	66-65
01/30	UNC Wilmington*	L	75-56
02/02	at NC State	L	72-64
02/06	at George Mason*	L	68-66
02/08	at No. 19 James Madison*	L	79-54
02/15	American*	L	54-46
02/20	at Richmond*	L	61-54
02/22	at William and Mary*	L	67-62
02/27	at UNC Wilmington*	L	74-64
03/10	George Mason (CAA)	L	81-71

1988-89

15-13 Overall, 7-5 CAA

ECU All-Time Record: 295-185

Head Coach: Pat Pierson

11/25	Stetson (21)	L	79-75
11/26	South Carolina State (21)	W	71-58
11/30	at Duke	L	93-60
12/02	Charlotte (15)	L	70-54
12/03	Niagara (15)	W	86-59
12/15	at Vanderbilt	L	91-56
12/17	at Tennessee State	W	88-39
01/05	Campbell	W	76-65
01/07	William and Mary*	W	77-50
01/09	Richmond*	L	67-58
01/12	North Carolina A&T	W	64-58
01/14	at James Madison*	L	72-46
01/16	at George Mason*	L	67-56
01/21	American*	W	66-43
01/28	UNC Wilmington*	W	87-69
01/30	at Charlotte	L	72-56
02/01	at William and Mary*	W	74-61
02/04	at Richmond*	L	78-71
02/08	at Delaware State	W	87-66
02/09	at Howard	W	54-50
02/11	James Madison*	L	63-53

02/13	George Mason*	W	71-60
02/18	at American*	W	87-83
02/25	at UNC Wilmington	W	104-57
02/27	No. 17 South Carolina	L	84-59
03/04	Appalachian State	L	72-71
03/09	American (CAA)	W	77-50
03/10	James Madison (CAA)	L	71-63

1989-90

18-10 Overall, 8-4 CAA
ECU All-Time Record: 313-195
Head Coach: Pat Pierson

11/24	at Georgia Southern	L	77-74
11/25	at Augusta College	W	75-62
11/28	at North Carolina A&T	W	76-50
12/01	Fairleigh Dickinson	W	74-60
12/02	Howard	W	87-68
12/06	No. 9 NC State	L	93-74
12/16	Winthrop	W	105-61
12/20	Princeton (22)	W	86-78
12/21	Furman (22)	L	78-63
01/08	at George Mason*	W	78-68
01/13	American*	W	75-73 (OT)
01/15	James Madison*	W	70-68
01/18	Delaware State	W	72-70 (OT)
01/20	at William and Mary*	W	64-54
01/22	at Richmond*	L	73-60
01/27	at UNC Wilmington*	L	90-86
02/03	Appalachian State	W	76-71
02/05	George Mason*	W	63-61
02/10	at American*	L	60-55
02/12	at James Madison*	W	77-64
02/17	William and Mary*	W	60-55
02/19	Richmond*	L	60-56
02/21	at Campbell	W	69-56
02/24	UNC Wilmington*	W	85-62
02/28	at Appalachian State	L	75-67
03/03	Charlotte	L	80-70
03/08	UNC Wilmington (CAA)	W	77-67
03/10	James Madison (CAA)	L	72-49

1990-91

12-17 Overall, 4-8 CAA
ECU All-Time Record: 325-212
Head Coach: Pat Pierson

11/17	at Coastal Carolina	W	85-55
11/27	Dayton	W	100-80
11/30	Northwestern State	W	81-69
12/05	at Appalachian State	L	76-69
12/14	Campbell	L	77-73
12/17	at Northwestern State	L	71-67
12/19	at Nicholls State	L	64-57
01/03	Florida	L	69-54
01/05	American*	W	80-62
01/12	at James Madison*	L	82-63
01/14	at George Mason*	L	77-76 (OT)
01/16	VCU	W	69-54
01/19	William and Mary*	W	79-76 (OT)
01/21	Richmond*	L	79-65
01/24	at Winthrop	W	84-53
01/26	UNC Wilmington*	L	61-58
01/28	College of Charleston	W	76-35
02/02	at American*	W	58-53
02/09	James Madison*	L	74-68 (OT)
02/11	George Mason*	W	71-56

02/13	North Carolina A&T	L	72-62
02/16	at William and Mary*	L	51-49
02/18	at Richmond*	L	74-61
02/23	at UNC Wilmington*	L	68-48
02/25	at No. 7 NC State	L	116-73
03/02	at Charlotte	L	86-53
03/07	William and Mary (CAA)	W	70-56
03/08	James Madison (CAA)	W	78-75
03/09	Richmond (CAA)	L	88-70

1991-92

21-8 Overall, 12-2 CAA
ECU All-Time Record: 346-220
Head Coach: Pat Pierson

11/30	Winthrop	W	94-62
12/03	at North Carolina A&T	W	77-60
12/11	Georgia Southern	W	73-72
12/14	at South Carolina State	L	66-55
12/17	Charlotte	L	70-64
01/01	St. Francis (25)	W	66-55
01/02	Vermont (25)	L	88-81
01/03	Brown (25)	L	74-60
01/06	Appalachian State	W	77-67
01/08	William and Mary*	W	80-75
01/11	at Richmond*	W	67-65
01/13	at James Madison*	L	71-69 (OT)
01/18	American*	W	81-56
01/20	George Mason*	W	78-60
01/23	at Campbell	W	79-64
01/29	NC State	L	98-58
02/01	at UNC Wilmington*	W	88-73
02/08	Richmond*	W	93-85
02/10	James Madison*	W	69-55
02/15	at American*	W	100-81
02/17	at George Mason*	W	67-57 (OT)
02/22	Old Dominion*	W	71-57
02/26	at William and Mary*	W	84-79 (OT)
02/29	UNC Wilmington*	W	89-66
03/03	at UNC Asheville	W	83-63
03/05	at Old Dominion*	L	72-71
03/12	UNC Wilmington (CAA)	W	74-61
03/13	James Madison (CAA)	W	63-54
03/14	Old Dominion (CAA)	L	80-55

1992-93

16-12 Overall, 8-8 CAA
ECU All-Time Record: 362-232
Head Coach: Rosie Thompson

12/04	Virginia Tech (24)	L	86-72
12/05	Northeastern (24)	W	71-61
12/13	UNC Asheville	W	92-58
12/19	at NC State	L	94-79
12/21	at Winthrop	W	86-59
01/03	East Tennessee State (25)	W	91-83 (OT)
01/04	UNC Greensboro (25)	W	76-59
01/09	Coppin State	L	74-60
01/15	at James Madison*	L	60-53
01/17	at Richmond*	L	76-73
01/20	Campbell	W	75-60
01/22	American*	W	70-62
01/24	George Mason*	L	73-61
01/29	at Old Dominion*	L	75-39
01/31	at William and Mary*	W	62-60
02/06	at Charlotte	L	78-45
02/08	at UNC Wilmington*	W	87-67

02/12	James Madison*	W	69-67
02/14	Richmond*	L	61-60
02/17	North Carolina A&T	W	71-56
02/19	at American*	W	71-61
02/21	at George Mason*	L	77-57
02/26	Old Dominion*	L	71-59
02/28	William and Mary*	W	81-73
03/03	at Appalachian State	W	89-87
03/07	UNC Wilmington*	W	82-56
03/11	George Mason (CAA)	W	72-50
03/12	Old Dominion (CAA)	L	85-67

1993-94

2-24 Overall, 1-13 CAA
ECU All-Time Record: 364-256
Head Coach: Rosie Thompson

11/30	at Campbell	L	81-62
12/06	at North Carolina A&T	L	88-75
12/17	at Furman	L	55-49
12/29	No. 10 Alabama (23)	L	107-53
12/30	Radford (23)	W	80-73
12/31	Richmond (23)	L	89-63
01/05	Duke	L	110-69
01/08	at Western Carolina	L	77-74
01/14	George Mason*	L	61-49
01/16	American*	W	81-74
01/20	at William and Mary*	L	82-59
01/22	Charlotte	L	74-65
01/24	at Old Dominion*	L	87-53
01/27	at Richmond*	L	82-64
01/30	James Madison*	L	79-55
02/03	UNC Wilmington*	L	68-60
02/09	NC State	L	78-49
02/11	at American*	L	80-73 (OT)
02/13	at George Mason*	L	86-54
02/18	William and Mary*	L	66-54
02/20	Old Dominion*	L	96-70
02/24	Richmond*	L	79-75
02/27	at James Madison*	L	80-53
03/02	at UNC Wilmington*	L	71-68
03/06	Appalachian State	L	91-87
03/10	Old Dominion (CAA)	L	87-45

1994-95

8-19 Overall, 3-11 CAA
ECU All-Time Record: 372-275
Head Coach: Rosie Thompson

11/26	at Coppin State	W	89-61
12/03	Columbia (26)	W	80-30
12/04	Delaware State (26)	W	61-58
12/10	at No. 4 North Carolina	L	92-36
12/17	at Clemson	L	99-59
12/20	at NC State	L	100-61
01/03	at Campbell	L	70-55
01/06	Western Carolina	L	78-70
01/10	VCU	L	69-43
01/13	at James Madison*	L	84-54
01/15	at Richmond*	L	76-69
01/20	American*	W	87-85 (OT)
01/22	George Mason*	L	64-54
01/25	at Charlotte	L	71-61
01/29	Old Dominion*	L	92-67
02/01	at William and Mary*	L	79-64
02/05	at UNC Wilmington*	W	74-64
02/08	North Carolina A&T	W	59-57

02/10	Richmond*	L	71-61
02/12	James Madison*	L	67-41
02/17	at George Mason*	L	90-67
02/19	at American*	L	76-61
02/24	William and Mary*	W	64-61
02/26	at Old Dominion*	L	99-62
03/01	Winthrop	W	89-70
03/05	UNC Wilmington*	L	71-69
03/09	James Madison (CAA)	L	72-64 (OT)

1995-96

11-16 Overall, 6-10 CAA
ECU All-Time Record: 383-291
Head Coach: Anne Donovan

11/24	St. Francis (27)	L	81-67
11/25	Lafayette (27)	W	71-55
11/29	at North Carolina A&T	L	69-57
12/02	No. 15 NC State	L	74-49
12/09	at Coastal Carolina	W	70-54
12/19	Furman	W	71-59
12/28	Appalachian State	L	65-61
12/31	at Winthrop	W	76-63
01/05	James Madison*	L	66-61
01/07	VCU*	W	71-57
01/12	at George Mason*	L	73-60
01/14	at American*	L	78-52
01/19	No. 15 Old Dominion*	L	75-56
01/26	at William and Mary*	L	66-53
01/28	Richmond*	W	78-76 (OT)
01/31	Charlotte	L	68-60
02/02	at UNC Wilmington*	W	60-57
02/07	at No. 10 Old Dominion*	L	94-45
02/09	at VCU*	L	71-51
02/11	at James Madison*	L	66-54
02/16	George Mason*	L	77-53
02/18	American*	W	69-65
02/20	Campbell	W	72-53
02/25	at Richmond*	W	68-67 (OT)
03/01	William and Mary*	L	53-49
03/03	UNC Wilmington*	W	57-53 (OT)
03/07	James Madison (CAA)	L	77-63

1996-97

13-16 Overall, 6-10 CAA
ECU All-Time Record: 396-307
Head Coach: Anne Donovan

11/23	at Appalachian State	L	76-53
11/26	at No. 13 NC State	L	88-43
11/30	Wagner	W	73-66
12/01	at Seton Hall	L	75-51
12/04	North Carolina A&T	W	61-51
12/15	at Wake Forest	L	45-35
12/17	at Charlotte	L	73-53
12/20	Campbell	W	72-67
12/30	Hampton	W	102-77
01/03	William and Mary*	W	60-59
01/05	No. 2 Old Dominion*	L	74-36
01/10	at Richmond*	L	99-82
01/12	UNC Wilmington*	L	61-48
01/17	at George Mason*	L	83-60
01/19	at American*	L	89-52
01/24	James Madison*	W	72-70
01/26	at VCU*	W	68-59
01/28	Coastal Carolina	W	70-64
02/02	at UNC Wilmington*	L	52-49

02/07	at William and Mary*	L	75-51
02/09	Richmond*	L	62-55
02/14	George Mason*	W	67-52
02/16	American*	L	82-61
02/18	at No. 2 Old Dominion*	L	88-43
02/21	at James Madison*	W	68-60
02/23	VCU*	W	62-41
02/27	Richmond (CAA)	W	76-66
02/28	VCU (CAA)	W	67-56
03/02	No. 2 Old Dominion (CAA)	L	83-46

1997-98

9-19 Overall, 4-12 CAA
ECU All-Time Record: 405-326
Head Coach: Anne Donovan

11/18	at Hampton	W	59-58
11/21	at Virginia Tech	L	68-39
11/25	NC State	L	49-32
11/29	Charlotte	L	45-41
12/02	Wake Forest	W	73-66
12/06	at Campbell	L	67-62
12/20	Davidson	W	61-59
12/27	Maine (27)	L	92-70
12/28	Delaware State (27)	W	75-53
01/02	American*	W	59-58
01/04	George Mason*	L	65-48
01/06	at William and Mary*	W	66-59
01/09	Richmond*	L	57-54
01/11	at No. 2 Old Dominion*	L	72-36
01/16	VCU*	L	53-50
01/19	at South Carolina	L	67-60
01/23	at James Madison*	L	66-39
01/25	UNC Wilmington*	L	61-46
01/30	at American*	L	70-55
02/01	at George Mason*	L	55-39
02/06	at VCU*	L	58-57
02/08	at Richmond*	W	62-57
02/13	William and Mary*	L	45-43
02/15	James Madison*	W	73-63 (3OT)
02/20	at UNC Wilmington*	L	57-51
02/22	No. 3 Old Dominion*	L	76-35
02/25	William and Mary (CAA)	W	68-59
02/26	No. 3 Old Dominion (CAA)	L	60-39

1998-99

16-13 Overall, 7-9 CAA
ECU All-Time Record: 421-339
Head Coach: Dee Stokes

11/16	Campbell	W	64-43
11/24	at Charlotte	W	85-81
11/27	at Fairfield (28)	W	82-76
11/28	Wake Forest (28)	W	78-70
12/05	Elon (29)	W	56-37
12/06	at Davidson (29)	L	82-62
12/09	Virginia Tech	L	77-45
12/19	Appalachian State	W	85-70
12/21	at NC State	L	94-68
12/30	Norfolk State	W	97-76
01/03	VCU*	L	85-70
01/08	William and Mary*	W	71-59
01/10	James Madison*	W	70-61
01/15	No. 11 Old Dominion*	L	82-51
01/17	at UNC Wilmington*	W	63-57
01/19	Richmond*	L	85-67
01/22	at George Mason*	L	79-63

01/24	at American*	L	84-72
01/29	at James Madison*	W	65-62
02/02	UNC Wilmington*	W	80-62
02/05	at William and Mary*	L	77-57
02/07	at No. 11 Old Dominion*	L	89-60
02/12	George Mason*	W	52-51
02/14	American*	W	90-85
02/19	at Richmond*	L	90-83
02/24	at VCU*	L	83-73
03/04	George Mason (CAA)	W	59-51
03/05	Richmond (CAA)	W	116-111 (3OT)
03/06	No. 5 Old Dominion (CAA)	L	73-67

1999-2000

15-14 Overall, 9-7 CAA
ECU All-Time Record: 436-353
Head Coach: Dee Stokes

11/19	at Norfolk State	L	64-60
11/23	at No. 10 North Carolina	L	66-49
11/26	IUPUI (30)	W	67-59
11/27	Indiana (30)	L	83-67
12/01	at Campbell	W	79-70
12/04	Charlotte	W	99-91
12/08	at Appalachian State	W	77-60
12/11	Ohio	L	66-64
12/19	UMES	W	59-37
12/21	South Alabama	L	56-53
12/30	Clemson	L	61-44
01/07	at James Madison*	L	81-56
01/09	No. 21 Old Dominion*	L	83-79
01/14	William and Mary*	W	69-62
01/16	Richmond*	W	96-66
01/21	at American*	W	70-64
01/23	at George Mason*	W	91-79
01/28	UNC Wilmington*	L	76-65
01/30	at VCU*	L	69-66
02/06	American*	W	67-54
02/11	James Madison*	W	80-62
02/13	at William and Mary*	W	62-46
02/18	at Richmond*	L	95-85
02/20	at No. 16 Old Dominion*	L	74-58
Feb. 25	VCU*	W	66-64
02/27	George Mason*	W	67-49
03/01	at UNC Wilmington*	L	67-45
03/09	VCU (CAA)	W	77-68
03/10	No. 14 Old Dominion (CAA)	L	89-60

2000-01

16-12 Overall, 10-6 CAA
ECU All-Time Record: 452-365
Head Coach: Dee Stokes

11/20	at Clemson	L	92-58
11/25	Appalachian State	W	72-65
11/28	UNC Greensboro	L	66-53
12/01	Charleston Southern	W	92-65
12/03	Hofstra	W	71-50
12/06	Campbell	W	63-54
12/17	at South Alabama	L	57-56
12/18	Belmont	L	55-54
12/21	at NC State	L	69-47
12/28	at UMKC	W	63-56
12/30	at Nebraska	L	82-63
01/07	at William and Mary*	W	76-74 (OT)
01/11	at VCU*	W	74-73
01/14	Richmond*	W	90-78

01/18	at UNC Wilmington*	W	57-46
01/21	Old Dominion*	L	67-51
01/25	at American*	L	69-61
01/27	at George Mason*	L	59-50
02/04	at Old Dominion*	L	92-64
02/09	George Mason*	W	66-55
02/11	James Madison*	W	61-51
02/16	American*	W	71-34
02/18	at Richmond*	L	99-75
02/22	UNC Wilmington*	W	63-60
02/26	Gardner-Webb	W	79-64
02/28	at William and Mary*	W	59-56
03/02	at James Madison*	L	72-55
03/04	VCU*	W	89-82

***East Carolina was ineligible for participation in the 2001 CAA Tournament due to its impending move to Conference USA the following season.

2001-02

6-21 Overall, 3-11 C-USA
ECU All-Time Record: 458-386
Head Coach: Dee Stokes/Gene Hill (Interim starting 01/25)

11/16	at Clemson	L	67-53
11/21	UMKC	W	56-52
11/24	at Ohio	L	98-91 (OT)
11/28	at Appalachian State	L	65-55
12/01	Southern (31)	L	49-41
12/02	Arkansas State (31)	L	72-69
12/05	George Mason	L	62-54 (OT)
12/08	at UNC Greensboro	L	60-46
12/18	Buffalo	L	49-40
12/20	at Campbell	L	70-62
12/29	Richmond (32)	L	78-65
12/30	Coppin State (32)	W	76-57
01/06	Charlotte*	W	62-57
01/11	at Cincinnati*	L	77-52
01/13	at Louisville*	L	84-68
01/20	at Charlotte*	L	54-39
01/25	Houston*	L	61-60
01/27	TCU*	L	58-42
02/01	at Memphis*	L	83-62
02/03	at Saint Louis*	L	88-68
02/05	Gardner-Webb	W	61-60
02/08	DePaul*	W	65-53
02/10	Marquette*	L	78-70 (OT)
02/15	South Florida*	L	63-56
02/17	UAB*	L	66-45
02/22	at Southern Miss*	W	58-54
02/24	at Tulane*	L	68-51

2002-03

12-16 Overall, 4-10 C-USA
ECU All-Time Record: 470-402
Head Coach: Sharon Baldwin-Tener

11/22	at No. 1 Duke	L	108-46
11/25	South Carolina State	L	74-71
11/29	Howard (25)	W	76-66
11/30	at UNC Greensboro (25)	L	85-62
12/03	NC State	L	80-56
12/07	Bethune-Cookman (31)	W	80-55
12/08	Alabama (31)	W	81-72
12/19	North Carolina A&T	W	70-37
12/30	Florida Atlantic (33)	W	86-78
12/31	at Georgia Tech (33)	L	88-75

01/03	at George Mason	W	76-69
01/06	Gardner-Webb	W	87-59
01/10	at Charlotte*	L	83-57
01/11	Campbell	W	72-45
01/19	Charlotte*	L	79-63
01/24	at TCU*	L	85-46
01/26	at Houston*	L	90-79
01/31	Saint Louis*	L	76-63
02/02	Memphis*	W	87-76
02/07	Louisville*	W	74-69
02/09	Cincinnati*	L	83-69
02/14	at Marquette*	L	84-68
02/16	at DePaul*	L	105-70
02/21	at UAB*	W	72-69
02/23	at South Florida*	W	71-60
02/28	Tulane*	L	85-64
03/02	Southern Miss*	L	62-61 (OT)
03/06	TCU (C-USA)	L	54-44

2003-04

14-14 Overall, 5-9 C-USA
ECU All-Time Record: 484-416
Head Coach: Sharon Baldwin-Tener

11/23	at West Virginia	L	82-61
11/26	North Carolina A&T	W	72-54
11/28	Cleveland State (34)	W	65-55
11/29	Ball State (34)	L	81-78
12/03	at NC State	L	88-51
12/06	Coppin State (31)	W	68-59
12/07	Coastal Carolina (31)	W	81-54
12/13	UNC Wilmington	W	70-60
12/21	at Wake Forest	W	68-64
12/30	at South Carolina State	L	71-65
01/01	Savannah State	W	73-52
01/03	at Arkansas State	W	62-52
01/05	at Murray State	W	71-63
01/09	UAB*	W	66-54
01/11	South Florida*	W	65-55
01/16	at Tulane*	W	65-58
01/18	at Southern Miss*	W	56-53
01/25	Charlotte*	W	80-55
01/31	Marquette*	L	75-61
02/02	No. 15 DePaul*	L	90-74
02/06	at Saint Louis*	L	84-81
02/08	at Memphis*	L	79-60
02/13	No. 22 TCU*	L	125-119(4OT)
02/15	No. 21 Houston	L	73-65
02/20	at Cincinnati*	L	78-72 (2OT)
02/22	at Louisville*	L	79-75 (OT)
02/27	at Charlotte*	L	78-48
03/04	Charlotte (C-USA)	L	74-61

2004-05

10-18 Overall, 6-8 C-USA
ECU All-Time Record: 494-434
Head Coach: Sharon Baldwin-Tener

11/19	Duquesne	W	65-51
11/21	at George Washington	L	67-34
11/26	Montana (35)	L	71-63
11/27	Cal State Fullerton (35)	L	65-57
12/01	at Savannah State	L	62-56
12/04	Stephen F. Austin (34)	W	83-77
12/05	No. 9 Baylor (34)	L	80-59
12/12	Wake Forest	L	70-47
12/18	at UNC Wilmington	L	57-56

12/21	West Virginia	L	76-54
12/30	at VCU	W	68-45
01/01	at Buffalo	L	50-48
01/04	North Carolina A&T	W	84-56
01/07	Memphis*	W	60-47
01/09	Saint Louis*	W	66-40
01/14	at No. 22 DePaul*	L	99-58
01/16	at Marquette*	L	76-51
01/23	at Charlotte*	L	70-54
01/28	Southern Miss*	W	83-66
01/30	Tulane*	L	64-62
02/05	at South Florida*	W	63-59
02/07	at UAB*	L	75-70
02/11	Cincinnati*	W	58-31
02/13	Louisville*	W	71-65 (OT)
02/18	at Houston*	L	74-52
02/20	at TCU*	L	66-41
02/26	Charlotte*	L	68-66
03/03	Memphis (C-USA)	L	76-67

2005-06

17-12 Overall, 8-8 C-USA
ECU All-Time Record: 511-446

Head Coach Sharon-Baldwin-Tener

11/19	at Duquesne	L	62-60
11/25	Ohio (36)	W	71-68
11/26	Longwood (36)	W	73-59
11/29	at North Carolina A&T	W	74-71
12/03	Southern (34)	W	59-55
12/04	Drexel (34)	W	66-64
12/07	VCU	W	66-61
12/16	at Marshall*	L	57-54
12/18	James Madison	L	74-51
12/29	Davidson (37)	L	70-61
12/30	Mississippi Valley State (37)	W	69-60
01/02	at Alabama	W	61-55
01/06	at UAB*	W	59-53
01/08	at Memphis*	W	81-68
01/13	Houston*	L	54-45
01/20	at Southern Miss*	L	63-56
01/22	at UCF*	W	68-66
01/27	SMU*	W	75-63
01/29	Tulsa*	L	74-52
02/04	Marshall*	W	57-56
02/06	at Rice*	L	73-65
02/10	Memphis*	W	74-54
02/12	UAB*	L	96-94 (OT)
02/17	at UTEP*	W	77-72 (OT)
02/19	at Tulane*	L	81-78 (OT)
02/24	Southern Miss*	L	71-56
02/26	UCF*	W	65-44
03/02	UAB (C-USA)	W	47-46
03/03	Tulsa (C-USA)	L	77-60

2006-07

19-14 Overall, 11-5 C-USA
C-USA Tournament Champion
ECU All-Time Record: 530-460

Head Coach: Sharon Baldwin-Tener

11/12	at James Madison	L	82-66
11/17	Harvard (38)	W	80-71
11/18	at Vermont (38)	L	57-43
11/21	at Old Dominion	L	77-66
11/24	at VCU	L	78-73
11/26	Florida A&M	W	78-41

12/02	North Dakota State (34)	W	73-70 (20T)
12/03	Florida State (34)	L	62-44
12/06	UNC Wilmington	W	57-52
12/10	at NC State	L	64-38
12/19	Pittsburgh (39)	L	70-53
12/20	Detroit (39)	L	62-57
12/29	Long Island	W	80-73
01/02	Marshall*	W	73-51
01/05	Southern Miss*	L	65-59
01/07	UCF*	W	62-46
01/10	at Houston*	L	82-77
01/14	Rice*	W	74-60
01/18	at UAB*	L	59-52
01/20	at Memphis*	W	69-57
01/28	at Marshall*	L	69-59
02/01	UAB*	L	73-69 (OT)
02/03	Memphis*	W	79-57
02/09	at SMU*	W	70-58
02/11	at Tulsa*	W	62-61
02/15	UTEP*	W	66-64
02/17	Tulane*	W	76-68
02/22	at Southern Miss*	W	68-52
02/24	at UCF*	W	76-57
03/02	SMU (C-USA)	W	76-62
03/03	UAB (C-USA)	W	85-81
03/04	Rice (C-USA)	W	79-70
03/18	No. 15 Rutgers (NCAA)	L	77-34

2007-08

13-17 Overall, 7-9 C-USA
ECU All-Time Record: 543-477
Head Coach: Sharon Baldwin-Tener

11/11	Presbyterian	W	97-52
11/13	Old Dominion	L	88-66
11/16	at Long Island	L	66-65
11/19	High Point	L	72-70
11/23	Winthrop (34)	L	66-61
11/24	Massachusetts (34)	W	66-51
11/28	at Appalachian State	W	75-69
12/01	VCU	L	64-53
12/09	No. 24 NC State	W	89-82
12/18	at Presbyterian	W	76-53
12/20	at UNC Wilmington	L	67-60
12/29	Georgetown (40)	W	61-60
12/30	at Virginia Tech (40)	L	72-46
01/05	at Marshall*	L	81-55
01/10	at UAB*	L	84-77 (OT)
01/12	at Memphis*	L	69-50
01/18	SMU*	L	73-68 (OT)
01/20	Tulsa*	W	62-52
01/27	Marshall*	W	59-57
01/31	at Southern Miss*	W	86-70
02/02	at UCF*	W	80-66
02/07	Tulane*	L	70-65
02/10	at UTEP*	L	81-53
02/15	Southern Miss*	W	68-63
02/17	UCF*	W	78-69
02/21	UAB*	W	85-82
02/23	Memphis*	L	61-59
02/28	at Houston*	L	72-69
03/01	at Rice*	L	69-62
03/06	Rice (C-USA)	L	69-55

2008-09

18-13 Overall, 8-8 C-USA
ECU All-Time Record: 561-490
Head Coach: Sharon Baldwin-Tener

11/14	Hampton	W	74-58
11/18	Appalachian State	W	80-75
11/21	Presbyterian	W	61-28
11/25	at VCU	L	78-67
11/28	N.C. Central (34)	W	98-39
11/29	North Carolina A&T (34)	L	72-53
12/06	at No. 19 Virginia	L	80-67
12/14	at UNC Wilmington	W	68-63
12/16	Gardner-Webb	W	81-54
12/19	Mercer (41)	W	61-57
12/20	Florida Atlantic (41)	W	68-63
12/29	Marist (42)	L	62-58
12/30	at FIU (42)	W	66-47
01/03	Marshall*	W	70-47
01/08	at Tulsa*	L	67-64
01/10	at SMU*	L	80-73
01/18	at Marshall*	L	85-83
01/22	Memphis*	W	83-66
01/24	UAB*	W	70-64
01/29	at UCF*	L	83-72
01/31	at Southern Miss*	L	68-60
02/05	UTEP*	W	73-43
02/08	at Tulane*	L	72-69
02/13	Southern Miss*	W	64-58
02/15	UCF*	W	86-83 (OT)
02/20	at Memphis*	L	74-68
02/22	at UAB*	W	70-60
02/26	Rice*	W	73-59
02/28	Houston*	L	66-65
03/05	UAB (C-USA)	W	73-59
03/06	SMU (C-USA)	L	77-69

2009-10

23-11 Overall, 9-7 C-USA
ECU All-Time Record: 584-501
Head Coach: Sharon Baldwin-Tener

11/13	Charlotte	W	84-61
11/15	Western Carolina	W	70-59
11/19	UNC Wilmington	W	72-52
11/22	at American	W	70-65
11/27	Bethune-Cookman (34)	W	95-57
11/28	Towson (34)	W	68-45
12/02	VCU	W	88-85
12/05	at Gardner-Webb	L	57-45
12/12	at Hampton	W	65-61
12/19	Houston-Baptist (43)	W	103-59
12/20	at South Florida (43)	W	63-60
12/28	UMBC (44)	L	66-58
12/29	Binghamton (44)	W	86-82 (OT)
01/04	Marshall*	W	78-54
01/08	Southern Miss*	W	76-50
01/10	UCF*	W	73-62
01/15	at Houston*	W	94-87 (OT)
01/17	at Rice*	L	77-74
01/23	at SMU*	L	73-59
01/28	UAB*	W	78-74 (OT)
01/30	Memphis*	W	76-59
02/04	at Southern Miss*	L	59-55
02/06	at UCF*	L	60-50
02/11	UTEP*	W	64-54
02/13	Tulane*	L	56-51

02/21	Tulsa*	L	61-57
02/25	at UAB*	L	65-57
02/27	at Memphis*	W	77-76 (OT)
03/03	at Marshall*	W	75-70
03/08	Southern Miss (C-USA)	W	102-64
03/09	Memphis (C-USA)	W	73-66
03/10	Tulane (C-USA)	L	73-64
03/19	at Drexel (WNIIT)	W	78-76 (OT)
03/21	at Maryland (WNIIT)	L	87-52

2010-11

16-15 Overall, 9-7 C-USA
ECU All-Time Record: 600-516
Head Coach: Heather Macy

11/12	American	L	72-68
11/14	at Western Carolina	W	80-76
11/19	UNC Wilmington	L	84-73
11/22	Virginia Union	W	102-40
11/26	Maryland (45)	L	76-60
11/28	Massachusetts (45)	W	97-83
12/02	at VCU	W	77-72
12/05	at Charlotte	L	79-61
12/08	Hampton	L	69-63
12/20	No. 9 UCLA (46)	L	81-67
12/21	at Hawaii'i (46)	W	71-63
12/29	Prairie View A&M (47)	W	68-55
12/30	Florida A&M (47)	L	89-85
01/06	at UTEP*	L	89-80
01/09	Memphis*	L	87-75
01/13	at Tulane*	L	71-61
01/16	Rice*	W	66-55
01/23	at Southern Miss*	L	70-67 (OT)
01/27	UAB*	W	71-64
01/30	UCF*	W	65-58
02/03	at Marshall*	W	61-43
02/06	at Memphis*	L	83-70
02/10	Southern Miss*	W	91-67
02/13	at Houston*	L	77-60
02/17	SMU*	W	77-70
02/20	at UCF*	L	69-52
02/24	Tulsa*	W	65-55
02/27	Marshall*	W	48-44
03/03	at UAB*	W	56-55
03/09	Tulsa (C-USA)	W	71-62
03/10	Tulane (C-USA)	L	83-72

2011-12

12-19 Overall, 5-11 C-USA
ECU All-Time Record: 612-535
Head Coach: Heather Macy

11/11	at College of Charleston	L	58-43
11/13	St. Andrews	W	109-30
11/17	Virginia Intermont	W	82-33
11/20	at UNC Wilmington	L	64-53
11/26	Delaware State (45)	W	54-47
11/27	Elon (45)	W	60-46
11/30	Monmouth	W	75-52
12/07	VCU	L	62-49
12/18	vs. Jacksonville (49)	W	70-64
12/20	vs. No. 22 UNC (49)	L	65-61
12/28	vs. No. 19 Delaware (50)	L	60-40
12/29	vs. Lafayette (50)	L	64-57
01/02	at Hampton	L	76-48
01/05	at UCF*	L	59-53
01/08	UAB*	L	44-39

01/15	at Memphis*	L	62-59
01/18	UTEP*	L	66-56
01/22	at SMU*	L	68-44
01/26	at Rice*	L	66-44
01/29	Memphis*	L	69-56
02/02	Tulane*	L	63-49
02/05	at Southern Miss*	L	67-57
02/09	at UAB*	L	58-47
02/12	Marshall*	W	61-57
02/16	Houston*	W	83-77
02/19	at Tulsa*	L	75-70
02/23	UCF*	W	65-50
02/26	at Marshall*	W	63-62 (OT)
03/01	Southern Miss*	W	70-57
03/07	vs. Tulsa (C-USA)	W	59-49
03/08	vs. Tulane (C-USA)	L	67-51

2012-13

22-10 Overall, 11-5 C-USA
ECU All-Time Record: 634-545
Head Coach: Heather Macy

11/09	at William & Mary	W	68-62
11/11	St. Andrew's	W	84-41
11/17	College of Charleston	L	72-62
11/18	Converse	W	79-23
11/24	Norfolk State	W	54-46
11/25	Campbell	W	74-54
11/30	at Navy (51)	L	57-48
12/01	vs. Monmouth (51)	W	64-49
12/04	NC Central	W	65-28
12/16	at VCU	W	67-56
12/19	vs. No. 17 North Carolina (52) L	67-56	
12/29	Elon	W	71-64
01/02	at George Mason	W	71-53
01/10	Rice*	W	60-41
01/13	at UTEP*	L	81-66
01/17	at Memphis*	L	66-56
01/20	Tulsa*	W	69-63
01/27	at Tulane*	L	55-52
01/31	Marshall*	W	54-47
02/03	UCF*	W	59-48
02/07	at Houston*	W	68-59
02/10	at UAB*	L	62-58
02/14	SMU*	W	63-47
02/17	Southern Miss*	W	82-60
02/21	at Marshall*	L	72-60
02/24	at UCF*	W	56-41
02/28	UAB*	W	53-52
03/03	Memphis*	W	69-52
03/07	at Southern Miss*	L	75-66
03/14	vs. Southern Miss (C-USA)	W	89-60
03/15	vs. Tulsa (C-USA)	L	72-59
03/21	at Western Kentucky (WNIT)	L	88-77 (OT)

2013-14

22-9 Overall, 10-6 C-USA
ECU All-Time Record: 656-554
Head Coach: Heather Macy

11/08	Virginia Intermont	W	102-47
11/10	George Mason	W	75-66
11/15	William & Mary	W	69-57
11/17	Loyola (Md.)	W	68-47
11/24	at Elon	W	93-84
11/29	IUPUI(45)	W	71-51
12/01	Cleveland State(45)	W	75-66

12/13	Alcorn State(53)	W	85-42
12/14	Grand Canyon(53)	L	86-76
12/17	at Norfolk State	W	81-61
12/20	Ohio	W	76-47
12/29	at Bethune Cookman	W	58-49
01/02	at College of Charleston	W	64-55
01/08	Florida Atlantic*	W	61-58
01/11	at FIU*	L	76-75 (OT)
01/15	at Tulane*	W	69-65
01/18	Louisiana Tech*	W	86-55
01/22	Rice*	W	53-47
01/25	at Southern Miss*	L	82-80 (OT)
01/30	Old Dominion*	W	64-63
02/01	Charlotte*	W	71-62
02/05	at Marshall*	W	66-52
02/08	at UAB*	W	83-73
02/15	North Texas*	W	56-49
02/20	at UTSA*	L	61-60
02/22	at UTEP*	L	81-74
02/26	No. 23 Middle Tennessee*	L	70-59
03/01	Tulsa*	W	78-69
03/05	at Old Dominion*	L	87-78
03/12	vs. FIU (C-USA)	L	87-75
03/18	at George Washington (WNIT)	L	86-68

2014-15

22-11 Overall, 11-7 American
ECU All-Time Record: 678-565
Head Coach: Heather Macy

11/14	vs. Fairfield (54)	W	83-68
11/15	at Rhode Island (54)	W	66-38
11/19	College of Charleston	W	68-55
11/21	Delaware	W	89-60
11/23	Bethune-Cookman	W	71-42
11/27	vs. No. 22 Syracuse (55)	L	69-58
11/28	vs. Wisconsin (55)	W	61-43
12/04	at Cleveland State	L	59-57
12/06	at Ohio	W	76-68
12/09	at Loyola (Md.)	W	82-33
12/20	Norfolk State	W	65-36
12/28	at USF*	L	69-62
12/31	No. 2 Connecticut*	L	89-38
01/04	at Memphis*	L	60-57 (OT)
01/07	Tulane*	L	76-63
01/10	at Houston*	W	87-46
01/14	at Tulsa*	W	77-68
01/18	Memphis	W	60-39
01/21	at SMU*	W	67-49
01/24	Tulsa*	L	74-63
01/28	at No. 2 Connecticut*	L	87-32
01/31	at Tulane*	W	67-63
02/03	Houston*	W	79-56
02/10	at Cincinnati*	W	78-53
02/15	No. 25 USF	W	65-64
02/18	SMU*	W	67-53
02/21	Cincinnati*	W	53-40
02/28	at Temple*	L	79-69
03/02	UCF*	W	67-57
03/07	vs. Temple (AAC)	W	77-71
03/08	vs. No. 1 Connecticut (AAC)	L	106-56
03/18	Radford (WNIT)	W	74-52
03/22	NC State (WNIT)	L	69-65

2015-16

13-19 Overall, 6-12 American
ECU All-Time Record: 691-584
Head Coach: Heather Macy

11/13	vs. UTRGV (56)	W	70-59
11/14	at TAMU-Corpus Christi (56)	W	82-46
11/17	Alcorn State	W	87-58
11/20	Presbyterian	W	84-57
11/22	at Delaware	W	68-68
11/26	vs. Creighton (57)	L	91-66
11/27	vs. Eastern Washington (57)	W	80-62
11/28	vs. No. 19 Northwestern (57)	L	78-75
12/05	at Auburn	L	83-69
12/18	vs. Chattanooga (58)	L	72-61
12/19	vs. Ohio (58)	L	64-61
12/20	vs. No. 2 South Carolina (59)	L	88-57
12/30	at Tulsa*	L	81-79 (OT)
01/02	No. 20 USF*	L	61-59
01/05	Tulane*	L	66-51
01/07	at UCF*	W	71-56
01/14	Houston*	W	76-70
01/17	at No. 19 USF*	L	75-54
01/20	Cincinnati*	W	63-60
01/23	at Tulane*	L	78-73
01/30	Temple*	L	83-63
02/03	Tulsa*	L	55-54
02/06	at No. 1 Connecticut*	L	92-46
02/09	at SMU*	L	74-46 (OT)
02/13	Memphis*	L	79-78 (OT)
02/17	at Houston*	W	68-59
02/20	No. 1 Connecticut	L	84-41
02/24	at Cincinnati	W	77-55
02/27	at Memphis	L	93-83 (OT)
02/29	SMU	W	78-61
03/04	vs. Cincinnati (AAC)	W	70-61
03/05	vs. No. 1 Connecticut (AAC)	L	92-51

2016-17

11-19 Overall, 2-14 American
ECU All-Time Record: 702-603
Head Coach: Heather Macy

11/11	GREENSBORO	W	107-40
11/13	DETROIT-MERCY	W (OT)	83-81
11/16	UNCW	W	75-65
11/20	AUBURN	L	61-52
11/22	vs. Marist (60)	W	70-68
11/23	vs. West Virginia (60)	L	79-47
11/24	vs. Ball State	W (OT) (60)	82-69
11/28	PRESBYTERIAN	W	54-46
12/1	at Charlotte	L	79-64
12/4	MARYLAND EASTERN SHORE	W	66-58
12/17	at Richmond	W	71-60
12/20	SOUTHERN	W	62-55
12/28	at William & Mary	L	82-72
12/31	TULANE*	L	61-45
01/04	at No. 1 Connecticut*	L	90-45
01/07	SMU*	W	58-57
01/11	at Temple*	L	78-47
01/14	at USF*	L	79-48
01/18	UCF*	L	54-42
01/21	at Cincinnati*	L	74-64
01/24	No. 1 CONNECTICUT*	L	91-44
01/31	at Tulsa*	L (OT)	100-92
02/04	HOUSTON*	L	73-62
02/08	USF*	L	76-66

02/11	TEMPLE*	L	76-43
02/15	at Memphis*	L	72-50
02/18	at UCF*	L	79-51
02/22	CINCINNATI*	W	80-69
02/25	at Houston*	L	81-65
03/03	vs. SMU (AAC)	L	60-54

2017-18

16-15 Overall, 7-9 American
ECU All-Time Record: 718-618
Head Coach: Heather Macy

11/10	vs. USC-Upstate	W	66-53
11/15	at UNCW	L	66-62
11/18	Richmond	L	65-64
11/21	William & Mary	L	71-65 (OT)
11/25	vs. Jacksonville State (61)	L	82-73
11/26	vs. Rider (61)	W	66-63
11/30	CHARLOTTE	W	58-55
12/02	NORFOLK STATE	W	51-46
12/04	at Kennesaw State	W	66-56
12/14	NC CENTRAL	W	73-61
12/17	vs. UTEP	L	93-79 (OT)
12/20	SAVANNAH STATE	W	103-37
12/28	UMES	W	64-54
12/30	CINCINNATI*	L	66-54
01/03	No. 1 CONNECTICUT*	L	96-35
01/06	at Memphis*	L	72-36
01/10	TULSA*	W	73-67
01/13	at SMU*	L	65-51
01/20	HOUSTON*	W	80-78 (OT)
01/24	at Tulane*	L	64-58
01/27	at Cincinnati*	W	79-70
01/30	WICHITA STATE*	W	77-67
02/03	SMU*	W	76-47
02/07	at No. 23 USF*	L	88-47
02/14	MEMPHIS*	W	75-62
02/17	at Houston*	L	97-81
02/20	at Tulsa*	W	59-57
02/24	TEMPLE*	L	65-64
02/26	at UCF*	L	75-54
03/03	vs. SMU (AAC)	W	85-74
03/04	vs. USF (AAC)	L	80-44

2018-19

16-15 Overall, 6-10 American
ECU All-Time Record: 734-633
Head Coach: Chad Killinger/Nicole Mealing
(Mealing took over on 12/26)

11/06	UMES	W	84-69
11/09	MONMOUTH	W	73-67
11/14	GRAND CANYON	W	59-47
11/18	KENNESAW STATE	W	68-56
11/24	WAKE FOREST	W	70-61
11/27	at William & Mary	L	63-43
12/01	at Charlotte	L	52-46
12/13	LIBERTY	W	66-63
12/16	USC UPSTATE	W	63-53
12/19	vs. Longwood (63)	W	61-52
12/21	vs. South Carolina State (63)	W	71-63
12/28	at Duke	L	83-66
12/30	UNCW	L	71-68
01/05	at Tulane*	L	68-57
01/09	WICHITA STATE*	W	78-56
01/12	TULSA*	L	75-55
01/19	at Memphis*	L	58-46

01/23	UCF*	L	61-58 (OT)
01/26	at Temple* (AAC)	L	84-62
01/29	at Wichita State*	L	57-47
02/02	TULANE*	W	63-61
02/06	at No. 5 UConn* (AAC)	L	118-55
02/09	MEMPHIS*	W	68-59
02/14	at SMU* (AAC)	W	64-54
02/16	at Houston*	L	63-52
02/20	USF*	L	63-50
02/23	CINCINNATI*	L	68-57
03/02	at Tulsa*	W	64-60
03/04	SMU* (AAC)	W	67-61
03/08	vs. SMU (AAC)	W	50-48 (OT)
03/09	vs. No. 2 UConn (AAC)	L	92-65

2019-20

9-21 Overall, 6-10 American
ECU All-Time Record: 737-654
Head Coach: Kim McNeill

Nov. 6	MIDDLE TENNESSEE	L	68-66
Nov. 8	USC UPSTATE	W	69-48
Nov. 12	WILLIAM & MARY	L	78-68
Nov. 17	CHARLOTTE	L	59-47
Nov. 20	at VCU	L	53-40
Nov. 23	UMES	W	57-42
Nov. 26	at Longwood	W	64-61
Nov. 30	at Wake Forest	L	76-53
Dec. 3	at Liberty	L	81-66
Dec. 16	HOWARD	L	67-51
Dec. 20	vs. Northwestern (64)	L	64-45
Dec. 21	vs. Dayton (64)	L	94-68
Dec. 29	at Georgia	L	67-50
Jan. 5	at UCF*	L	91-55
Jan. 8	SMU*	L	55-47
Jan. 12	WICHITA STATE*	L	61-53
Jan. 19	at Houston*	L	72-63
Jan. 21	at Tulsa*	L	58-56
Jan. 25	No. 3/5 UCONN*	L	98-42
Jan. 28	MEMPHIS*	W	71-65
Feb. 1	at Wichita State*	L	57-55
Feb. 8	HOUSTON*	W	53-50
Feb. 11	at SMU*	L	53-45
Feb. 15	at Memphis*	W	61-57
Feb. 19	TULSA*	W	59-42
Feb. 22	TEMPLE*	W	56-50
Feb. 25	at USF*	L	81-52
Feb. 29	TULANE*	W	53-50
Mar. 2	at Cincinnati*	L	76-53
Mar. 6	vs. Temple	L	67-57

2020-21

8-14 Overall, 6-10 American
ECU All-Time Record: 745-658
Head Coach: Kim McNeill

Nov. 25	at Towson	L	89-81
Nov. 29	at Virginia	W	54-51
Dec. 3	GEORGIA	L	66-45
Dec. 5	at Duke	L	72-47
Dec. 9	VCU	W	58-55
Dec. 16	at SMU*	W	50-46
Dec. 20	at Cincinnati*	W	74-67
Dec. 22	TULANE*	W	72-64
Jan. 2	at No. 21 South Florida*	L	71-58
Jan. 6	TEMPLE*	L	66-57
Jan. 16	HOUSTON*	L	66-56

Jan. 20	at Tulsa*	L	68-59
Feb. 6	at Memphis*	W	67-53
Feb. 13	at Temple*	L	58-57
Feb. 20	WICHITA STATE*	W	74-59
Feb. 24	CINCINNATI*	L	76-61
Feb. 27	MEMPHIS*	W	81-62
Mar. 2	at Tulane*	L	77-60
Mar. 9	vs. Houston	L	73-63

KEY

NC – NCAIAW Tournament	(15) – Lady Pirate Classic	(38) – TD Banknorth Classic	(55) – Junkanoo Jam (Freeport, Bahamas)
R – Regional AIAW Tournament	(16) – South Carolina Invitational	(39) – Caribbean Classic	(56) – Islanders Classic (Corpus Christi, Texas)
N – National AIAW Tournament	(17) – ETSU Tournament	(40) – Hokie Hardwood Classic	(57) – Lone Star Showcase (Austin, Texas)
CAA – CAA Tournament	(18) – Lady Eagle Classic	(41) – Bahamas Sunsplash Shootout	(58) – UNCW Christmas Classic (Wilmington, N.C.)
C-USA – C-USA Tournament	(19) – UK Lady Cat Classic	(42) – FIU Fun and Sun Classic	(59) – Carolinas Challenge (Myrtle Beach, S.C.)
AAC – American Conference Tournament	(20) – Reebok Roundball Classic	(43) – South Florida Shootout	(60) Savannah Invitational (Savannah, Ga.)
NCAA – NCAA Tournament	(21) – Appalachian State Tournament	(44) – Fordham Holiday Classic	(61) Seton Hall Thanksgiving Tournament (South Orange, N.J.)
WNIT – WNIT Tournament	(22) – Furman Christmas Classic	(45) – ECU Thanksgiving Tournament	(62) Philanthropist.com Carolinas Challenge (Myrtle Beach, S.C.)
* – Conference Game	(23) – UCF Holiday Classic	(46) – Rainbow Wahine Shootout	(63) Beach Ball Classic (Myrtle Beach, S.C.)
(1) – At High Point, N.C.	(24) – Duke Classic	(47) – Iowa State Cyclone Challenge	(64) West Palm Beach Classic (West Palm Beach, Fla.)
(2) – At Elon, N.C.	(25) – UNCG Marriott Classic	(48) – ECU Thanksgiving Tournament	
(3) – At Chapel Hill, N.C.	(26) – UMBC Tournament	(49) – Carolinas Challenge	
(4) – At Rock Hill, S.C.	(27) – Miami Holiday Classic	(50) – Terrapin Classic	
(5) – At Farmville, Va.	(28) – Fairfield/Warner Classic	(51) – Navy Classic (Annapolis, Md.)	
(6) – At Raleigh, N.C.	(29) – Davidson Roundball Classic	(52) – Beach Ball Classic (Myrtle Beach, S.C.)	
(7) – At Greensboro, N.C.	(30) – Indiana Tournament	(53) – Warhawk Classic (Monroe, La.)	
(8) – At Harrisonburg, Va.	(31) – U.S. Cellular Classic	(54) – URI Invitational (Kingston, R.I.)	
(9) – At Winthrop, S.C.	(32) – St. Peter’s Holiday Classic		
(10) – At Clemson, S.C.	(33) – Atlanta-Marriott Tournament		
(11) – UNC Christmas Tournament	(34) – Lady Pirate Invitational		
(12) – Queens College Tournament	(35) – Four Points LAX Shootout		
(13) – Montclair St. Dial Classic	(36) – UNCG Tournament		
(14) – Hurricane Holiday Classic	(37) – Hyatt Regency Tournament		

All-Time Series Results

Alabama (2-1)		
Dec. 29, 1993	N*	L, 107-53
Dec. 8, 2002	H^	W, 81-72
Jan. 2, 2006	A	W, 61-55

*Central Florida Holiday Classic
^U.S. Cellular Classic

Alcorn State (2-0)		
Dec. 13, 2013	N*	W, 85-42
Nov. 17, 2015	H	W, 87-58

*Warhawk Invitational

American (27-13)		
Feb. 11, 1984	A	W, 59-49
Jan. 21, 1985	H	W, 70-55
Feb. 9, 1985	A	W, 77-62
Jan. 20, 1986	A	W, 77-73
Feb. 1, 1986	H	W, 73-56
Feb. 29, 1986	N*	W, 69-68
Jan. 3, 1987	H	W, 67-54
Jan. 31, 1987	A	W, 53-51
Feb. 28, 1987	N*	L, 66-59
Jan. 18, 1988	A	L, 70-51
Feb. 15, 1988	H	L, 54-46
Jan. 21, 1989	H	W, 66-43
Feb. 18, 1989	A	W, 87-83
Mar. 9, 1989	N*	W, 77-50
Jan. 13, 1990	H	W, 75-73 (OT)
Feb. 10, 1990	A	L, 60-55
Jan. 5, 1991	H	W, 80-62
Feb. 2, 1991	A	W, 58-53
Jan. 18, 1992	H	W, 81-56
Feb. 15, 1992	A	W, 100-81
Jan. 22, 1993	H	W, 70-62
Feb. 19, 1993	A	W, 71-61
Jan. 16, 1994	H	W, 81-74
Feb. 11, 1994	A	L, 80-73 (OT)
Jan. 20, 1995	H	W, 87-85 (OT)
Feb. 19, 1995	A	L, 76-61
Jan. 14, 1996	A	L, 78-52
Feb. 18, 1996	H	W, 69-65
Jan. 19, 1997	A	L, 89-52
Feb. 16, 1997	H	L, 82-61
Jan. 2, 1998	H	W, 59-58
Jan. 30, 1998	A	L, 70-55
Jan. 24, 1999	A	L, 84-72
Feb. 14, 1999	H	W, 90-85
Jan. 21, 2000	A	W, 70-64
Feb. 6, 2000	H	W, 67-54
Jan. 25, 2001	A	L, 69-61
Feb. 16, 2001	H	W, 71-34
Nov. 22, 2009	A	W, 70-65
Nov. 12, 2010	H	L, 72-68

*CAA Tournament

Appalachian State (28-10)		
Mar. 3, 1972	H	W, 60-57
Feb. 9, 1974	A	W, 54-49
Feb. 27, 1975	N*	W, 82-74
Feb. 28, 1976	N^	W, 77-68
Dec. 18, 1976	A	L, 98-73
Dec. 21, 1976	N!	L, 88-80
Jan. 29, 1977	A	L, 92-74

Dec. 5, 1977	H	W, 90-75
Jan. 21, 1978	A	W, 77-71
Feb. 11, 1978	N+	W, 87-76
Jan. 20, 1979	A	W, 87-57
Feb. 17, 1979	H	W, 94-82
Feb. 24, 1979	N*	W, 97-64
Jan. 19, 1980	H	W, 70-53
Feb. 21, 1980	N*	W, 81-57
Feb. 8, 1981	A	W, 87-75
Mar. 3, 1981	N%	W, 103-40
Nov. 29, 1981	H	W, 61-59
Jan. 29, 1982	H	W, 76-45
Dec. 11, 1982	H	W, 90-52
Jan. 30, 1983	A	W, 68-53
Dec. 19, 1983	H	W, 77-51
Jan. 23, 1984	A	W, 63-51
Mar. 4, 1989	H	L, 72-71
Feb. 3, 1990	H	W, 76-71
Feb. 28, 1990	A	L, 75-67
Dec. 5, 1990	A	L, 76-69
Jan. 6, 1992	H	W, 77-67
Mar. 3, 1993	A	W, 89-87
Mar. 6, 1994	H	L, 91-87
Dec. 28, 1995	H	L, 65-61
Nov. 23, 1996	A	L, 76-53
Dec. 19, 1998	H	W, 85-70
Dec. 8, 1999	A	W, 77-60
Nov. 25, 2000	H	W, 72-65
Nov. 28, 2001	A	L, 65-55
Nov. 28, 2007	A	W, 75-69
Nov. 18, 2008	H	W, 80-75

*NAIAW Tournament

^ Raleigh, N.C

! Chapel Hill, N.C

+ Winthrop, S.C

% AIAW Regional

Arkansas State (1-1)		
Dec. 2, 2001	H*	L, 72-69
Jan. 3, 2004	A	W, 62-52

*U.S. Cellular Classic

Auburn (0-2)		
Dec. 5, 2015	A	L, 83-69
Nov. 20, 2016	H	L, 61-52

Augusta College (1-0)		
Nov. 25, 1989	A	W, 75-62

Ball State (1-1)		
Nov. 29, 2003	H*	L, 87-78
Nov. 24, 2016	N^	W, 82-69

*Lady Pirate Invitational

^Savannah Invitational

Barton (9-1)		
Feb. 23, 1970	A	W, 43-34
Feb. 23, 1970	A	L, 39-34
Mar. 13, 1970	H	W, 38-37
Mar. 13, 1970	H	W, 51-13
Feb. 4, 1971	H	W, 67-37
Feb. 11, 1971	A	W, 46-32
Mar. 12, 1971	H	W, 38-33
Feb. 7, 1972	H	W, 74-36

Feb. 9, 1972	A	W, 54-29
Jan. 29, 1973	H	W, 64-38

Baylor (0-1)		
Dec. 5, 2004^	H*	L, 80-59

*Lady Pirate Invitational

^Baylor ranked No. 9

Belmont (1-1)		
Jan. 4, 1983	A	W, 79-55
Dec. 18, 2000	N*	L, 55-54

*South Alabama Tournament

Bethune Cookman (4-0)		
Dec. 7, 2002	H*	W, 80-55
Nov. 27, 2009	H!	W, 95-57
Dec. 29, 2013	A	W, 58-49
Nov. 23, 2014	H	W, 71-42

*U.S. Cellular Classic

!Lady Pirate Classic

Binghamton (1-0)		
Dec. 29, 2009	N*	W, 86-82 (OT)

*Fordham Holiday Classic

Boston University (1-0)		
Feb. 20, 1983	H	W, 82-62

Brown (0-1)		
Jan. 3, 1992	N*	L, 74-60

*University of Central Florida Classic

Buffalo (0-2)		
Dec. 18, 2001	H	L, 49-40
Jan. 2, 2005	A	L, 50-48

Cal State Fullerton (1-1)		
Mar. 18, 1970	N*	W, 42-34
Nov. 27, 2004	A	L, 65-57

*Four Points Lax Surf N' Turf Shootout (Malibu, Calif.)

Campbell (32-6)		
Mar. 18, 1970	H	W, 42-34
Feb. 15, 1971	H	W, 51-47
Feb. 22, 1971	H	W, 52-45
Mar. 12, 1971	H	W, 56-42
Feb. 1, 1972	H	W, 57-49
Feb. 15, 1972	A	W, 54-42
Jan. 18, 1972	A	W, 58-43
Feb. 19, 1972	H	W, 63-47
Jan. 22, 1974	A	W, 51-43
Feb. 4, 1974	H	W, 74-47
Dec. 12, 1974	A	W, 62-57
Feb. 17, 1975	H	W, 85-64
Feb. 19, 1976	A	W, 80-71
Nov. 30, 1977	H	W, 69-67
Jan. 31, 1978	A	W, 83-65
Nov. 28, 1978	A	L, 79-70
Jan. 4, 1979	H	W, 99-56
Dec. 15, 1979	H	W, 78-57
Dec. 8, 1980	H	W, 75-66
Jan. 15, 1982	H	W, 65-46
Jan. 9, 1985	H	W, 71-60
Jan. 28, 1988	A	W, 66-65

Jan. 5, 1989	H	W, 76-65
Feb. 21, 1990	A	W, 69-56
Dec. 14, 1990	H	L, 77-73
Jan. 23, 1992	A	W, 79-64
Jan. 20, 1993	H	W, 75-60
Nov. 30, 1993	A	L, 81-62
Jan. 3, 1995	A	L, 70-55
Feb. 20, 1996	H	W, 72-53
Dec. 20, 1996	H	W, 72-67
Dec. 6, 1997	A	L, 67-62
Nov. 16, 1998	H	W, 64-43
Dec. 1, 1999	A	W, 79-70
Dec. 6, 2000	H	W, 63-54
Dec. 20, 2001	A	L, 70-62
Jan. 11, 2003	H	W, 72-45
Nov. 25, 2012	H^	W, 74-54

Central Michigan (2-0)

Nov. 23, 1985	N*	W, 77-71
Nov. 27, 1987	N^	W, 78-77

*ETSU Tournament
^UK Lady Kat Classic

College of Charleston (4-3)

Feb. 13, 1976	N*	L, 99-71
Feb. 8, 1979	N*	W, 74-67
Jan. 28, 1991	H	W, 76-35
Nov. 11, 2011	A	L, 58-43
Nov. 17, 2012	H	L, 72-62
Jan. 2, 2014	A	W, 64-55
Nov. 19, 2014	H	W, 68-55

*Rock Hill, S.C.

Charleston Southern (1-0)

Dec. 1, 2000	H*	W, 92-65
--------------	----	----------

*Lady Pirate Classic

Charlotte (10-26)

Jan. 19, 1983	A	W, 59-48
Mar. 5, 1983	H	W, 72-58
Dec. 4, 1983	H	L, 56-50
Jan. 22, 1984	A	L, 65-39
Dec. 1, 1984	A	L, 68-61
Dec. 7, 1985	H	W, 66-54
Jan. 19, 1987	A	L, 71-66
Dec. 2, 1988	H	L, 70-54
Jan. 30, 1989	A	L, 72-56
Mar. 3, 1990	H	L, 80-70
Mar. 2, 1991	H	L, 86-53
Dec. 17, 1991	H	L, 70-64
Feb. 6, 1993	A	L, 78-45
Jan. 22, 1994	H	L, 74-65
Jan. 25, 1995	A	L, 71-61
Jan. 31, 1996	H	L, 68-60
Dec. 17, 1996	A	L, 73-53
Nov. 29, 1997	H	L, 45-41
Nov. 24, 1998	A	W, 85-81
Dec. 4, 1999	H	W, 99-91
Jan. 6, 2002	H	W, 62-57
Jan. 20, 2002	A	L, 54-39
Jan. 1, 2003	A	L, 83-57
Jan. 19, 2003	H	L, 79-63
Jan. 25, 2004	H	W, 80-55
Feb. 27, 2004	A	L, 78-48
Mar. 4, 2004	N*	L, 74-61
Jan. 23, 2005	A	L, 70-54

Feb. 26, 2005	H	L, 68-66
Nov. 13, 2009	H	W, 84-61
Dec. 5, 2010	A	L, 79-61
Feb. 1, 2014	H	W, 71-62
Dec. 1, 2016	A	L, 79-64
Nov. 30, 2017	H	W, 58-55
Dec. 1, 2018	A	L, 52-46
Nov. 17, 2019	H	L, 59-47

*2004 C-USA Tournament

^ ECU Thanksgiving Tournament

Chattanooga (0-1)

Dec. 18, 2015	N*	L, 72-61
---------------	----	----------

*UNCW Christmas Classic

Cheyney State (1-1)

Feb. 13, 1983	H	L, 85-57
Dec. 15, 1986	H	W, 93-44

Chowan (4-0)

Jan. 30, 1970	A	W, 34-24
Jan. 28, 1972	A	W, 58-41
Feb. 1, 1973	H	W, 74-31
Feb. 16, 1974	A	W, 81-28

Cincinnati (10-8)

Jan. 6, 1983	A	L, 73-60
Dec. 17, 1983	H	W, 68-60
Jan. 11, 2002	A	L, 77-52
Feb. 9, 2003	H	L, 83-69
Feb. 20, 2004	A	L, 78-72 (2OT)
Feb. 11, 2005	H	W, 55-31
Feb. 10, 2015	A	W, 78-53
Feb. 21, 2015	H	W, 53-40
Jan. 20, 2016	H	W, 63-60
Feb. 24, 2016	A	W, 77-55
Mar. 4, 2016	N*	W, 70-61
Jan. 21, 2017	A	L, 74-64
Feb. 22, 2017	H	W, 80-69
Dec. 30, 2017	H	L, 66-54
Jan. 27, 2018	A	W, 79-70
Feb. 23, 2019	H	L, 68-57
Mar. 2, 2020	A	L, 76-53
Dec. 20, 2020	A	W, 74-67

*AAC Tournament (Uncasville, Conn.)

Clemson (0-6)

Jan. 11, 1979	A	L, 61-60
Dec. 21, 1979	N*	L, 83-78
Dec. 17, 1994	A	L, 99-59
Dec. 30, 1999	H	L, 61-44
Nov. 20, 2000	A	L, 92-58
Nov. 16, 2001	A	L, 67-53

*Chapel Hill, N.C.

Cleveland State (2-1)

Nov. 28, 2003	H*	W, 65-55
Dec. 1, 2013	H^	W, 75-66
Dec. 4, 2014	A	L, 59-57

*Lady Pirate Invitational

^ ECU Thanksgiving Invitational

Coastal Carolina (4-0)

Nov. 17, 1990	A	W, 85-55
Dec. 9, 1995	A	W, 70-54
Jan. 28, 1997	H	W, 70-64 (OT)

Dec. 7, 2003	H*	W, 81-54
--------------	----	----------

* U.S. Cellular Classic

Columbia (1-0)

Dec. 3, 1994	N*	W, 80-30
--------------	----	----------

*UMBC Tournament

Connecticut (0-12)

Dec. 31, 2014	H	L, 89-38
Jan. 28, 2015	A^	L, 87-32
Mar. 8, 2015	N*	L, 106-56
Feb. 6, 2016	A	L, 92-46
Feb. 20, 2016	H	L, 84-41
Mar. 5, 2016	N*	L, 92-51
Jan. 4, 2017	A^	L, 90-45
Jan. 24, 2017	H	L, 91-44
Jan. 3, 2018	H	L, 96-35
Feb. 6, 2019	A	L, 118-55
March 9, 2019	N*	L, 92-65
Jan. 25, 2020	H	L, 98-42

^ XL Center (Hartford, Conn.)

*AAC Tournament (Uncasville, Conn.)

Converse (1-0)

Nov. 18, 2012	H	W, 79-23
---------------	---	----------

Coppin State (3-1)

Jan. 9, 1993	H	L, 74-60
Nov. 26, 1994	A	W, 89-61
Dec. 30, 2001	N*	W, 76-57
Dec. 6, 2003	H#	W, 68-59

* St. Peter's Holiday Classic

U.S. Cellular Classic

Creighton (0-1)

Nov. 26, 2015	N*	L, 91-66
---------------	----	----------

* Lone Star Showcase (Austin, Texas)

Davidson (1-2)

Dec. 20, 1997	H	W, 61-59
Dec. 6, 1998	A*	L, 82-62
Dec. 29, 2005	N^	L, 70-61

*Davidson Roundball Classic

^ Hyatt Regency Invitational

Dayton (2-1)

Dec. 30, 1987	N*	W, 64-54
Nov. 27, 1990	H	W, 100-80
Dec. 21, 2019	N^	L, 94-68

*Reebok Roundball Classic

^ West Palm Beach Classic

Delaware (2-1)

Dec. 28, 2011	N^	L, 60-40
Nov. 21, 2014	H	W, 89-60
Nov. 22, 2015	A	W, 68-58

^ Terrapin Classic

Delaware State (5-0)

Feb. 8, 1989	A	W, 87-66
Jan. 18, 1989	H	W, 72-70
Dec. 4, 1994	N*	W, 61-58
Dec. 28, 1997	N^	W, 75-53
Nov. 26, 2011	H#	W, 54-47

*UMBC Tournament

^ University of Miami Holiday Classic

ECU Thanksgiving Tournament

DePaul (1-3)		
Feb. 8, 2002	H	W, 65-53
Feb. 16, 2003	A	L, 105-70
Feb. 2, 2004!	H	L, 90-74
Jan. 14, 2005^	A	L, 58-99

! Ranked No. 15
^ Ranked No. 22

Detroit (2-1)		
Feb. 12, 1983	H*	W, 95-51
Dec. 20, 2006	N^	L, 62-57
Nov. 13, 2016	H	W, 83-81 (OT)

*Lady Pirate Classic
^ Caribbean Classic

Drexel (2-0)		
Dec. 4, 2005	H*	W, 66-54
Mar. 19, 2010	A^	W, 78-76 (OT)

*Lady Pirate Invitational
^WNIT First Round

Duke (9-8)		
Jan. 20, 1976	A	W, 72-31
Dec. 3, 1978	H	W, 80-53
Feb. 6, 1978	A	W, 70-66
Mar. 2, 1978	N*	W, 87-47
Dec. 2, 1978	H	W, 81-66
Feb. 22, 1979	N*	W, 69-46
Dec. 1, 1979	A	L, 76-75
Feb. 23, 1980	N*	W, 99-65
Jan. 19, 1981	H	W, 79-69
Feb. 16, 1982	H	W, 79-57
Jan. 2, 1987	A	L, 84-70
Dec. 12, 1987	H	L, 68-49
Dec. 2, 1988	A	L, 93-60
Jan. 5, 1994	H	L, 110-69
Nov. 22, 2002	A	L, 108-46
Dec. 28, 2018	A	L, 83-66
Dec. 5, 2020	A	L, 72-47

*NCAIAW Tournament

Duquesne (1-1)		
Nov. 19, 2004	H	W, 65-51
Nov. 19, 2005	A	L, 62-60

Eastern Washington (1-0)		
Nov. 27, 2015	N*	W, 80-62

* Lone Star Showcase (Austin, Texas)

East Tennessee State (7-1)		
Feb. 14, 1975	H	W, 77-53
Dec. 10, 1979	H	W, 73-63
Feb. 7, 1981	A	W, 83-74
Feb. 3, 1982	H	W, 76-63
Jan. 29, 1983	A	W, 63-54
Feb. 4, 1984	H	L, 68-59
Dec. 5, 1986	H*	W, 77-53
Jan. 3, 1993	N^	W, 91-83(OT)

*Lady Pirate Classic
^UNCG Marriott Classic

Elon (9-2)		
Mar. 2, 1973	N*	W, 54-51
Jan. 31, 1974	A	L, 54-53
Jan. 18, 1975	H	W, 69-63
Feb. 6, 1975	H	L, 71-64

Feb. 10, 1976	A	W, 91-86
Jan. 25, 1977	H	W, 88-72
Jan. 17, 1978	A	W, 79-64
Dec. 5, 1998	N^	W, 56-37
Nov. 27, 2011	H#	W, 60-46
Dec. 29, 2012	H	W, 71-64
Nov. 23, 2013	A	W, 93-84

*NCAIAW Tournament
^Davidson Roundball Classic
#ECU Thanksgiving Tournament

Fairfield (2-2)		
Nov. 26, 1982	A	L, 58-54
Feb. 18, 1984	H*	L, 58-56
Nov. 27, 1998	A^	W, 82-76
Nov. 14, 2014	N!	W, 83-68

*Lady Pirate Classic
^Fairfield/Warner Classic
! URI Invitational

Fairleigh Dickinson (4-1)		
Nov. 27, 1982	A	W, 73-59
Jan. 8, 1984	H	W, 67-58
Dec. 19, 1986	A	W, 80-69
Jan. 16, 1988	H	L, 76-68
Dec. 1, 1989	H	W, 74-60

Fayetteville State (3-1)		
Nov. 22, 1982	H	W, 91-51
Dec. 1, 1983	A	L, 64-53
Nov. 28, 1984	H	W, 72-60
Dec. 6, 1995	A	W, 73-54

Florida (1-2)		
Jan. 5, 1981	A	L, 74-67
Dec. 16, 1985	A	W, 56-55
Jan. 3, 1991	H	L, 69-54

Florida Atlantic (3-0)		
Dec. 30, 2002	N*	W, 86-78
Dec. 20, 2008	N!	W, 68-63
Jan. 8, 2014	H	W, 61-58

*Atlanta Marriott NW Classic
! Bahamas Sunsplash Shootout

Florida A&M (1-1)		
Nov. 26, 2006	H	W, 78-41
Dec. 30, 2010	N*	L, 89-85

*Cyclone Challenge

Florida International (1-2)		
Dec. 30, 2008	A	W, 66-47
Jan. 11, 2014	A	L, 76-75 (OT)
Mar. 12, 2014	N*	L, 87-75

*C-USA Tournament

Florida State (2-1)		
Jan. 24, 1980	H	W, 69-61
Jan. 8, 1991	A	W, 78-67
Dec. 3, 2006	H*	L, 62-44

* Lady Pirate Invitational

Francis Marion (4-0)		
Feb. 1, 1974	H	W, 63-50
Feb. 9, 1979	N*	W, 99-97
Nov. 30, 1985	H	W, 75-65
Dec. 9, 1986	H	W, 78-76

Furman (1-2)		
Dec. 21, 1989	A*	L, 78-63
Dec. 17, 1983	A	L, 55-49
Dec. 19, 1995	H	W, 71-57

*Furman Christmas Classic

Gardner Webb (4-1)		
Feb. 26, 2001	H	W, 79-64
Feb. 5, 2002	H	W, 61-60
Jan. 6, 2003	H	W, 87-59
Dec. 16, 2008	H	W, 81-54
Dec. 5, 2009	A	L, 57-45

George Mason (26-21)		
Feb. 9, 1980	H	W, 106-53
Feb. 26, 1983	A	W, 69-65
Jan. 15, 1984	H	W, 68-50
Feb. 12, 1984	A	L, 58-54
Mar. 2, 1984	N*	W, 68-41
Jan. 19, 1985	H	W, 89-54
Feb. 11, 1985	A	W, 68-66
Mar. 1, 1985	N*	W, 77-54
Jan. 25, 1986	A	W, 72-61
Feb. 22, 1986	H	W, 78-46
Jan. 27, 1987	H	W, 64-51
Feb. 21, 1987	A	L, 61-54
Jan. 9, 1988	H	L, 68-53
Feb. 6, 1988	A	L, 68-66
Mar. 10, 1988	N^	L, 81-71
Jan. 16, 1989	A	L, 67-56
Feb. 13, 1989	H	W, 71-60
Jan. 8, 1990	A	W, 78-68
Feb. 5, 1990	H	W, 63-61
Jan. 14, 1991	A	L, 77-76 (OT)
Feb. 11, 1991	H	W, 71-56
Jan. 20, 1992	H	W, 78-60
Feb. 17, 1992	A	W, 67-57 (OT)
Jan. 24, 1993	H	L, 73-61
Feb. 21, 1993	A	L, 77-57
Mar. 11, 1993	N^	W, 72-50
Jan. 14, 1994	H	L, 61-49
Feb. 13, 1994	A	L, 86-54
Jan. 22, 1995	H	L, 64-54
Feb. 17, 1995	A	L, 90-67
Jan. 12, 1996	A	L, 73-60
Feb. 16, 1996	H	L, 77-53
Jan. 17, 1997	A	L, 83-60
Feb. 14, 1997	H	W, 67-52
Jan. 4, 1998	H	L, 65-48
Feb. 1, 1998	A	L, 55-39
Jan. 22, 1999	A	L, 79-63
Feb. 12, 1999	H	W, 52-51
Mar. 4, 1999	N^	W, 59-51
Jan. 23, 2000	A	W, 91-79
Feb. 27, 2000	H	W, 67-49
Jan. 27, 2001	A	L, 59-50
Feb. 9, 2001	H	W, 66-55
Dec. 5, 2001	H	L, 62-54 (OT)
Jan. 3, 2003	A	W, 76-69
Nov. 2, 2013	A	W, 71-53
Nov. 10, 2013	H	W, 75-66

*ECAC- South Tournament
^CAA Tournament

Georgetown (1-0)		
Dec. 29, 2007	N*	W, 61-60

*Hokie Hardwood Classic

George Washington (1-3)		
Feb. 27, 1983	A	L, 79-75
Nov. 20, 1983	H	W, 64-57
Nov. 21, 2005	A	L, 67-34
Mar. 18, 2014	A*	L, 86-68

*WNIT First Round

Georgia (2-4)		
Feb. 12, 1996	N*	W, 80-66
Feb. 17, 1977	N*	L, 71-54
Feb. 11, 1978	N*	W, 91-76
Jan. 21, 1983	N^	L, 80-61
Dec. 29, 2019	A	L, 67-50
Dec. 3, 2020	H	L, 66-45

*Rock Hill, S.C.

^South Carolina Invitational

Georgia Southern (1-2)		
Dec. 10, 1987	H	L, 75-70
Nov. 24, 1989	A	L, 77-74
Dec. 11, 1991	H	W, 73-72

Georgia State (1-0)		
Dec. 31, 1981	N*	W, 81-57

*Hurricane Holiday Classic

Georgia Tech (2-1)		
Jan. 24, 1982	A	W, 80-46
Feb. 5, 1984	H	W, 61-56
Dec. 31, 2002	A*	L, 88-75

*Atlanta Marriott NW Classic

Grand Canyon (1-1)		
Dec. 14, 2013	N*	L, 86-76
Nov. 14, 2018	H	W, 59-47

*Warhawk Invitational

Greensboro (1-0)		
Nov. 11, 2016	H	W, 107-40

Hampton (5-2)		
Feb. 5, 1985	H	W, 87-85
Dec. 30, 1996	H	W, 102-77
Nov. 18, 1997	A	W, 59-58
Nov. 14, 2008	H	W, 74-58
Dec. 12, 2009	A	W, 65-61
Dec. 8, 2010	H	L, 69-63
Jan. 2, 2012	A	L, 76-48

Harvard (1-0)		
Nov. 17, 2006	N*	W, 80-71

*TD Banknorth Classic

Hawai'i (1-0)		
Dec. 21, 2010	A*	W, 71-63

*Chevron Rainbow Wahine Shootout

High Point (9-4)		
Feb. 5, 1972	A	L, 61-55
Feb. 11, 1972	H	W, 54-44
Mar. 3, 1972	H	L, 49-46
Jan. 24, 1973	A	W, 55-50

Feb. 16, 1973	H	W, 52-45
1973	N*	W, 60-44
Jan. 28, 1974	H	W, 65-44
Feb. 7, 1974	A	W, 67-53
Feb. 21, 1974	H	W, 49-44
Jan. 24, 1978	H	W, 71-63
Feb. 2, 1980	H	W, 92-72
Feb. 14, 1981	A	L, 77-67
Nov. 19, 2007	H	L, 72-70

*NCAIAW Tournament

Hofstra (1-0)		
Dec. 3, 2000	H*	W, 71-50

*Lady Pirate Classic

Houston (9-16)		
Jan. 25, 2002	H	L, 60-61
Jan. 26, 2003	A	L, 79-90
Feb. 15, 2004^	H	L, 73-65
Feb. 18, 2005	A	L, 52-74
Jan. 13, 2006	H	L, 54-45
Jan. 10, 2007	A	L, 82-77
Feb. 28, 2008	A	L, 69-72
Feb. 28, 2009	H	L, 66-65
Jan. 15, 2010	A	W, 94-87 (OT)
Feb. 13, 2011	A	L, 77-60
Feb. 16, 2012	H	W, 83-77
Feb. 7, 2013	A	W, 68-59
Jan. 10, 2015	A	W, 87-46
Feb. 3, 2015	H	W, 79-56
Jan. 14, 2016	H	W, 76-70
Feb. 17, 2016	A	W, 68-59
Feb. 4, 2017	H	L, 73-62
Feb. 25, 2017	A	L, 81-65
Jan. 20, 2018	H	W, 80-78 (OT)
Feb. 17, 2018	A	L, 97-81
Feb. 16, 2019	A	L, 63-52
Jan. 19, 2020	A	L, 72-63
Feb. 8, 2020	H	W, 53-50
Jan. 16, 2021	H	L, 66-56
March 3, 2021*	N	L, 73-63

*AAC Championship Quarterfinals

Houston-Baptist (1-0)		
Dec. 19, 2009	N*	W, 103-59

*South Florida Shootout

Howard (5-2)		
Dec. 4, 1984	H	W, 98-47
Dec. 2, 1987	A	L, 63-61
Feb. 15, 1987	H	W, 56-55
Feb. 9, 1989	A	W, 54-50
Dec. 2, 1989	H	W, 87-68
Nov. 29, 2002	N*	W, 76-66
Dec. 16, 2019	H	L, 67-51

*UNC Greensboro Marriott Classic

Illinois State (0-1)		
Jan. 14, 1977	N*	L, 75-55

*Harrisburg, Va.

Indiana (1-1)		
Dec. 18, 1980	N*	W, 59-58
Nov. 27, 1999	H	L, 83-67

*UNC Christmas Tournament

Indiana State (2-0)		
Mar. 23, 1973	N*	W, 60-49
Dec. 31, 1985	H	W, 66-56

*National AIAW Tournament

Iona (2-0)		
Nov. 27, 1983	A	W, 51-39
Jan. 5, 1985	H	W, 69-57

IUPUI (2-0)		
Nov. 26, 1999	H	W, 67-59
Nov. 29, 2013	H*	W, 71-51

*ECU Thanksgiving Invitational

James Madison (26-29)		
Mar. 9, 1973	N#	W, 63-46
Jan. 24, 1975	A	W, 63-58
Jan. 24, 1976	H	W, 74-65
Jan. 15, 1977	A	L, 71-54
Jan. 13, 1978	A	L, 73-67 (OT)
Dec. 7, 1979	H	W, 72-48
Jan. 12, 1980	H	W, 93-68
Jan. 24, 1981	A	W, 98-67
Jan. 16, 1982	H	W, 90-60
Feb. 5, 1983	A	W, 54-48
Dec. 10, 1983	H	W, 57-47
Jan. 28, 1985	A	W, 70-67 (OT)
Feb. 18, 1985	H	W, 61-57
Mar. 2, 1985	N*	W, 65-59
Jan. 27, 1986	A	L, 82-55
Feb. 24, 1986	H	W, 63-59
Mar. 1, 1986	N^	L, 66-62
Jan. 26, 1987	H	L, 73-47
Feb. 23, 1987	A	L, 68-47
Jan. 11, 1988	A	L, 88-51
Feb. 8, 1988	A	L, 68-66
Jan. 14, 1989	A	L, 72-46
Feb. 11, 1989	H	L, 63-53
Mar. 10, 1989	N^	L, 71-63
Jan. 15, 1990	H	W, 70-68
Feb. 12, 1990	A	W, 77-64
Mar. 10, 1990	N^	L, 72-49
Jan. 12, 1991	A	L, 82-63
Feb. 9, 1991	H	L, 74-68 (OT)
Mar. 8, 1991	N^	W, 78-75
Jan. 13, 1992	A	L, 71-69 (OT)
Feb. 10, 1992	H	W, 69-55
Mar. 13, 1992	N^	W, 63-54
Jan. 15, 1993	A	L, 60-53
Feb. 12, 1993	H	W, 69-67
Jan. 30, 1994	H	L, 79-55
Feb. 27, 1994	A	L, 80-53
Jan. 13, 1995	A	L, 84-54
Feb. 12, 1995	H	L, 67-41
Mar. 9, 1995	N^	L, 72-64
Jan. 5, 1996	H	L, 66-61
Feb. 11, 1996	A	L, 66-54
Mar. 7, 1996	N^	L, 77-63
Jan. 24, 1997	H	W, 72-70
Feb. 21, 1997	A	W, 68-60
Jan. 23, 1998	A	L, 66-39
Feb. 15, 1998	H	W, 73-63 (3OT)
Jan. 10, 1999	H	W, 70-61
Jan. 29, 1999	A	W, 65-62
Jan. 7, 2000	A	L, 81-56

Feb. 11, 2000	H	W, 80-62
Feb. 11, 2001	H	W, 61-51
Mar. 2, 2001	A	L, 72-55
Dec. 18, 2005	H	L, 74-51
Nov. 12, 2006	A	L, 82-66
#AIAW Regional		
*ECAC South Tournament		
^CAA Tournament		

Jacksonville (1-0)

Dec. 18, 2011	N*	W, 70-64
*Beach Ball Classic		

Jacksonville State (0-1)

Nov. 25, 2017	N*	L, 82-73
*Seton Hall Thanksgiving Tournament		

Kansas State (0-1)

1973	N*	L, 46-47
*NCAIAW Tournament		

Kennesaw State (2-0)

Dec. 4, 2017	A	W, 66-56
Nov. 18, 2018	H	W, 68-56

Kentucky (0-3)

Mar. 9, 1978	N*	L, 81-65
Jan. 5, 1982	A	L, 78-67
Nov. 28, 1987	A^	L, 93-75
*AIAW Regional		
^UK Lady Kat Classic		

Lafayette (1-1)

Nov. 25, 1995	N*	W, 71-55
Dec. 29, 2011	N^	L, 64-57
*Cornell Tournament		
^ Terrapin Classic		

LaSalle (0-1)

Dec. 21, 1986	A	L, 79-72
---------------	---	----------

Liberty (1-1)

Dec. 13, 2018	H	W, 66-63
Dec. 3, 2019	A	L, 81-66

Longwood (9-2)

Feb. 1, 1975	H	W, 83-59
Feb. 22, 1975	H	W, 68-65
Jan. 30, 1976	N*	W, 78-63
Feb. 22, 1976	N^	W, 82-67
Feb. 4, 1977	H	W, 89-80
Jan. 28, 1978	A	L, 79-78
Feb. 9, 1978	N#	L, 74-71
Jan. 27, 1979	H	W, 82-42
Nov. 26, 2005	A	W, 73-59
Dec. 19, 2018	N\$	W, 61-52
Nov. 26, 2019	A	W, 64-61
*Elon College		
^Farmville, Va.		
#Winthrop, S.C.		
\$Myrtle Beach, S.C.		

Long Island (1-1)

Dec. 29, 2006	H	W, 80-73
Nov. 16, 2007	A	L, 66-65

Louisiana Tech (1-0)

Jan. 18, 2014	H	W, 86-55
---------------	---	----------

Louisville (2-2)

Jan. 13, 2002	A	L, 84-68
Feb. 7, 2003	H	W, 74-69
Feb. 22, 2004	A	L, 79-75 (OT)
Feb. 13, 2005	H	W, 71-65 (OT)

Loyola (Md.) (2-0)

Nov. 17, 2013	H	W, 68-47
Dec. 9, 2014	A	W, 82-33

LSU (0-2)

Jan. 7, 1982	A	L, 85-70
Jan. 11, 1986	H	L, 75-70

Maine (0-1)

Dec. 27, 1997	N*	L, 92-70
*University of Miami Holiday Classic		

Manhattan (1-0)

Nov. 24, 1979	A	W, 98-32
---------------	---	----------

Marist (1-1)

Dec. 29, 2008	N*	L, 62-58
Nov. 22, 2016	N*	W, 70-68
*FIU Sun and Fun Classic		
^ Savannah Invitational		

Marquette (0-4)

Feb. 10, 2002	H	L, 78-70 (OT)
Feb. 14, 2003	A	L, 84-68
Jan. 31, 2004	A	L, 75-61
Jan. 16, 2005	A	L, 76-51

Marshall (13-7)

Jan. 3, 1980	A	W, 63-59
Feb. 17, 1984	H*	L, 68-78
Dec. 19, 1984	A	L, 76-86
Dec. 16, 2005	A	L, 57-54
Feb. 4, 2006	H	W, 57-56
Jan. 2, 2007	H	W, 73-51
Jan. 28, 2007	A	L, 69-59
Jan. 5, 2008	A	L, 55-81
Jan. 27, 2008	H	W, 59-57
Jan. 3, 2009	H	W, 70-47
Jan. 18, 2009	A	L, 85-83
Jan. 4, 2010	H	W, 78-54
March 3, 2010	A	W, 75-70
Feb. 3, 2011	A	W, 61-43
Feb. 27, 2011	H	W, 48-44
Feb. 12, 2012	H	W, 61-57
Feb. 26, 2012	A	W, 63-62 (OT)
Jan. 31, 2013	H	W, 54-47
Feb. 21, 2013	A	L, 72-60
Feb. 5, 2014	A	W, 66-52
*Lady Pirate Classic		

Maryland (0-2)

March 21, 2010	A*	L, 87-52
Nov. 26, 2010	H^	L, 76-60
*WNIT Second Round		
^Pirate Invitational		

Maryland Eastern Shore (5-0)

Dec. 19, 1999	H	W, 59-37
Dec. 4, 2016	H	W, 66-58
Dec. 28, 2017	H	W, 64-54
Nov. 6, 2018	H	W, 84-69
Nov. 23, 2019	H	W, 57-42

Massachusetts (3-0)

Dec. 19, 1980	N*	W, 88-64
Nov. 24, 2007	H	W, 66-51
Nov. 28, 2010	H^	W, 97-83
*UNC Christmas Tournament		
^Pirate Invitational		

Memphis (18-17)

Feb. 1, 2002	A	L, 83-62
Feb. 2, 2003	H	W, 87-76
Feb. 8, 2004	A	L, 79-60
Jan. 7, 2005	H	W, 60-47
Mar. 3, 2005	N*	L, 76-67
Jan. 8, 2006	A	W, 81-68
Feb. 10, 2006	H	W, 74-54
Jan. 20, 2007	A	W, 69-57
Feb. 3, 2007	H	W, 79-57
Jan. 12, 2008	A	L, 69-50
Feb. 23, 2008	H	L, 61-59
Jan. 22, 2009	H	W, 83-66
Feb. 20, 2009	A	L, 74-68
Jan. 30, 2010	H	W, 76-59
Feb. 27, 2010	A!	W, 77-76 (OT)
March 9, 2010	N#	W, 73-66
Jan. 9, 2011	H	L, 87-75
Feb. 6, 2011	A	L, 83-70
Jan. 15, 2012	A	L, 62-59
Jan. 29, 2012	H	L, 69-56
Jan. 17, 2013	A	L, 66-56
March 3, 2013	H	W, 69-52
Jan. 4, 2015	A	L, 60-57 (OT)
Jan. 18, 2015	H	W, 60-39
Feb. 13, 2016	H	L, 79-78 (OT)
Feb. 27, 2016	A	L, 93-83 (OT)
Feb. 15, 2017	A	L, 72-50
Jan. 6, 2018	A	L, 72-36
Feb. 14, 2018	H	W, 75-62
Jan. 19, 2019	A	L, 58-46
Feb. 9, 2019	H	W, 68-59
Jan. 28, 2020	H	W, 71-65
Feb. 15, 2020	A	W, 61-57
Feb. 6, 2021	A	W, 67-53
Feb. 27, 2021	H	W, 81-62

*Charlotte, N.C. (C-USA Tournament)

!FedEx Forum

#Tulsa, Okla. (C-USA Tournament)

Mercer (2-1)

Dec. 21, 1979	N*	L, 81-66
Jan. 22, 1983	N^	W, 71-67
Dec. 19, 2008	N!	W, 61-57
*Chapel Hill, N.C.		

^ South Carolina Invitational
! Bahamas Sunsplash Shootout

Meredith (2-0)

Mar. 16, 1970	H	W, 52-38
Mar. 25, 1970	A	W, 45-36

Miami (Fla.) (1-1)		
Jan. 2, 1982	A*	L, 60-56
Dec. 19, 1985	A	W, 58-43

Miami (Ohio) (1-0)		
Jan. 3, 1982	N*	W, 80-61

Michigan State (1-0)		
Feb. 28, 1982	H*	W, 76-72

Middle Tennessee (0-2)		
Feb. 26, 2014	H^	L, 70-59
Nov. 6, 2019	H	L, 68-66

Mississippi (0-1)		
Jan. 11, 1980	N*	L, 70-69

Mississippi Valley State (1-0)		
Dec. 30, 2005	N*	W, 69-60

Monmouth (3-0)		
Nov. 30, 2011	H^	W, 75-52
Dec. 1, 2012	N*	W, 64-49
Nov. 9, 2018	H	W, 73-67

Montana (0-1)		
Nov. 26, 2004	N*	L, 71-63

Montclair State (0-1)		
Dec. 29, 1978	H	L, 74-71

Morehead State (0-2)		
Feb. 17, 1983	H	L, 75-59
Dec. 18, 1984	A	L, 77-67

Murray State (1-0)		
Jan. 5, 2004	A	W, 71-63

Navy (0-1)		
Nov. 30, 2012	A*	L, 57-48

Nebraska (0-1)		
Dec. 30, 2000	A	L, 82-63

New Hampshire (0-1)		
Dec. 6, 1981	N*	L, 65-61

Niagara (1-0)		
Dec. 3, 1988	H	W, 86-59

Nicholls State (0-1)		
Dec. 19, 1990	A	L, 64-57

Norfolk State (5-1)		
Dec. 30, 1998	H	W, 97-76
Nov. 19, 1999	A	L, 64-60

Nov. 24, 2012	H*	W, 54-46
Dec. 17, 2013	A	W, 81-61
Dec. 20, 2014	H	W, 65-36
Dec. 2, 2017	H	W, 51-46

North Carolina (11-18)

Jan. 26, 1972	A	W, 47-41
Jan. 26, 1973	H	W, 43-39
Jan. 18, 1974	A	L, 55-51
Jan. 18, 1975	A	L, 69-50
Feb. 18, 1975	H	L, 74-70
Jan. 18, 1976	A	L, 69-51
Mar. 3, 1976	A	L, 86-67
Feb. 15, 1977	H	W, 68-67
Feb. 26, 1977	H	W, 76-74
Feb. 2, 1978	A	L, 72-64
Feb. 18, 1978	H	L, 67-64
Mar. 3, 1978	N*	W, 82-80
Mar. 10, 1978	A	W, 73-72
Jan. 17, 1979	A	L, 78-73
Feb. 6, 1979	A	W, 78-71
Feb. 23, 1979	N^	L, 91-90 (OT)
Jan. 16, 1980	H	W, 71-68
Feb. 5, 1980	A	L, 85-71
Jan. 13, 1981	A	W, 87-75
Feb. 5, 1981	H	L, 77-74
Mar. 2, 1981	N*	L, 89-83
Jan. 12, 1982	A	W, 71-66
Mar. 3, 1982	H	W, 92-72
Dec. 31, 1983	H	L, 77-49
Nov. 24, 1984	A	L, 77-65
Dec. 10, 1994	A	L, 92-36
Nov. 23, 1999	A	L, 66-49
Dec. 20, 2011	N#	L, 65-61
Dec. 19, 2012	N#+	L, 76-67

*NCAIAW Tournament
^Clemson University
#Beach Ball Classic

North Carolina A&T (10-5)

Jan. 8, 1987	H	W, 67-54
Jan. 14, 1988	A	L, 58-51
Jan. 12, 1989	H	W, 64-58
Nov. 28, 1989	A	W, 76-50
Feb. 13, 1991	A	L, 72-62
Dec. 3, 1991	A	W, 77-60
Feb. 17, 1993	H	W, 71-56
Dec. 6, 1993	A	L, 88-75
Feb. 8, 1995	H	W, 59-57
Nov. 29, 1995	A	L, 69-57
Dec. 4, 1996	H	W, 61-51
Dec. 19, 2002	H	W, 70-37
Nov. 26, 2003	H	W, 72-54
Nov. 29, 2005	A	W, 74-71
Nov. 29, 2008	H	L, 72-53

North Carolina Central (7-0)

Jan. 16, 1971	A	W, 47-22
Mar. 15, 1971	H	W, 54-32
Dec. 14, 1985	H	W, 70-50
Dec. 4, 1987	H*	W, 65-52
Nov. 28, 2008	H	W, 98-39
Dec. 4, 2012	H	W, 65-28
Dec. 14, 2017	H	W, 73-61

*Lady Pirate Classic

North Carolina State (6-33)

Jan. 24, 1972	H	W, 84-37
Jan. 22, 1973	A	W, 69-51
Jan. 17, 1976	N*	L, 84-83 (OT)
Jan. 20, 1977	A	L, 93-72
Feb. 3, 1977	H	L, 95-68
Feb. 25, 1977	A	L, 81-35
Dec. 7, 1977	A	L, 75-59
Feb. 15, 1978	H	L, 92-73
Mar. 3, 1978	N^	L, 80-63
Nov. 30, 1978	A	L, 106-74
Feb. 2, 1979	H	L, 94-58
Jan. 30, 1980	H	L, 81-76
Feb. 14, 1980	A	L, 84-47
Feb. 22, 1980	N^	L, 81-70
Jan. 28, 1981	H	W, 78-77 (OT)
Feb. 18, 1981	H	W, 97-89 (3OT)
Dec. 1, 1981	A	L, 62-56
Feb. 7, 1982	A	W, 68-60
Dec. 2, 1982	A	L, 75-63
Dec. 30, 1983	H	L, 72-41
Nov. 23, 1984	A	L, 93-63
Jan. 15, 1987	H	L, 82-71
Feb. 2, 1988	A	L, 72-64
Dec. 6, 1989	H	L, 93-74
Feb. 25, 1991	A	L, 116-73
Jan. 29, 1992	A	L, 98-58
Dec. 19, 1992	A	L, 94-79
Feb. 9, 1994	H	L, 78-49
Dec. 20, 1994	A	L, 100-61
Dec. 2, 1995!	H	L, 75-49
Nov. 26, 1996	A	L, 88-43
Nov. 25, 1997	H	L, 49-32
Dec. 21, 1998	A	L, 94-68
Dec. 21, 2000	A	L, 69-47
Dec. 3, 2002	H	L, 80-56
Dec. 3, 2003	A	L, 88-51
Dec. 10, 2006	A	L, 64-38
Dec. 9, 2007	H	W, 89-82
Mar. 22, 2015	H+	L, 69-65

*Chapel Hill, N.C.
^NCAIAW Tournament
+WNIT Second Round

North Dakota State (1-0)

Dec. 2, 2006	H*	W, 73-70 (2OT)
--------------	----	----------------

*Lady Pirate Invitational

Northeastern (1-0)

Dec. 5, 1992	N*	W, 71-61
--------------	----	----------

*Duke Classic

North Texas (1-0)

Feb. 15, 2014	H	W, 56-49
---------------	---	----------

Northwestern (1-3)

Dec. 27, 1980	N*	W, 63-62
Dec. 29, 1981	N^	L, 78-70
Nov. 28, 2015	N!	L, 78-75
Dec. 20, 2019	N\$	L, 64-45

!Lone Star Showcase (Austin, Texas)
*Queens College Tournament
^Hurricane Holiday Classic
\$West Palm Beach Classic

Northwestern State (1-1)

Nov. 30, 1990	H	W, 81-69
Dec. 17, 1990	A	L, 71-67

Notre Dame (0-2)

Dec. 30, 1982	A	L, 52-50
Jan. 5, 1984	H	L, 66-50

Ohio (3-3)

Dec. 11, 1999	H	L, 66-64
Nov. 24, 2001	A	L, 98-91 (OT)
Nov. 25, 2005	N*	W, 71-68 (OT)
Dec. 20, 2013	H	W, 76-47
Dec. 6, 2014	A	W, 76-68
Dec. 19, 2015	N^	L, 64-61

*UNCW Christmas Classic
^UNCG Invitational

Ohio State (1-0)

Dec. 30, 1978	H	W, 81-80
---------------	---	----------

Old Dominion (9-43)

Feb. 14, 1970	A	L, 52-47
Feb. 9, 1971	A	W, 65-34
Feb. 16, 1971	H	W, 57-43
Feb. 3, 1972	A	W, 49-39
Feb. 17, 1972	H	W, 60-41
Feb. 14, 1973	A	W, 64-37
Feb. 21, 1973	H	W, 69-37
Jan. 28, 1975	A	W, 83-70
Feb. 17, 1976	H	L, 81-75
Feb. 7, 1977	A	L, 100-39
Feb. 12, 1979	A	L, 95-70
Jan. 21, 1980	A	L, 112-77
Dec. 3, 1980	H	L, 89-77
Mar. 10, 1981	H	L, 89-70
Feb. 11, 1982	A	L, 72-63
Jan. 14, 1983	A	L, 92-52
Feb. 2, 1982	H	L, 76-37
Feb. 9, 1984	A	L, 72-47
Dec. 7, 1984	H	L, 92-74
Dec. 30, 1985	A	L, 82-65
Jan. 28, 1987	H	L, 90-57
Feb. 22, 1992	H	W, 71-57
Mar. 5, 1992	A	L, 72-71
Mar. 14, 1992	H	L, 80-75
Jan. 29, 1993	A	L, 75-39
Feb. 26, 1993	H	L, 71-59
Mar. 12, 1993	N*	L, 85-67
Jan. 24, 1994	A	L, 87-53
Feb. 20, 1994	H	L, 96-70
Mar. 10, 1994	N*	L, 87-45
Jan. 29, 1995	H	L, 92-67
Feb. 26, 1995	A	L, 99-62
Jan. 19, 1996!	H	L, 75-56
Feb. 7, 1996	A	L, 94-45
Jan. 5, 1997+	H	L, 74-36
Feb. 18, 1997	A	L, 88-43
Mar. 2, 1997	N*	L, 83-46
Jan. 11, 1998	A	L, 72-36
Feb. 22, 1998	H	L, 76-35
Feb. 26, 1998	N*	L, 60-39
Jan. 15, 1999	H	L, 81-52
Feb. 7, 1999	A	L, 89-60
Mar. 6, 1999	N*	L, 72-67

Jan. 9, 2000	H	L, 83-79
Feb. 20, 2000	A	L, 74-58
Mar. 10, 2000	N*	L, 89-60
Jan. 21, 2001	H	L, 67-51
Feb. 4, 2001	A	L, 94-64
Nov. 21, 2006	A	L, 77-66
Nov. 13, 2007	H	L, 88-66
Jan. 30, 2014	H	W, 64-63
Mar. 5, 2014	A	L, 87-78

*CAA Tournament

Penn State (0-1)

Jan. 14, 1978	N*	L, 99-62
---------------	----	----------

*Harrisburg, Va.

Pittsburgh (0-1)

Dec. 19, 2006	N*	L, 70-53
---------------	----	----------

*Caribbean Classic

Prairie View A&M (1-0)

Dec. 29, 2010	N*	W, 68-55
---------------	----	----------

*Cyclone Challenge

Presbyterian (5-0)

Nov. 11, 2007	H	W, 97-52
Dec. 18, 2007	A	W, 76-53
Nov. 21, 2008	H	W, 61-28
Nov. 20, 2015	H	W, 84-57
No. 28, 2016	H	W, 54-46

Princeton (1-0)

Dec. 20, 1989	N*	W, 86-78
---------------	----	----------

*Furman Christmas Classic

Queens (1-0)

Nov. 28, 1980	A	W, 69-63
---------------	---	----------

Radford (3-1)

Jan. 26, 1985	A	W, 78-67
Dec. 13, 1985	H	L, 65-60
Dec. 30, 1993	N*	W, 80-73
Mar. 18, 2015	H+	W, 74-52

*Central Florida Holiday Classic
+WNIT First Round

Randolph Macon (1-0)

Feb. 21, 1976	N*	W, 79-68
---------------	----	----------

*Farmville, Va

Rhode Island (2-0)

Jan. 10, 1986	H	W, 63-52
Nov. 15, 2014	A	W, 66-38

Rice (6-5)

Feb. 6, 2006	A	L, 73-65
Jan. 14, 2007	H	W, 74-60
March 4, 2007	N*	W, 79-70
March 1, 2008	A	L, 69-62
March 6, 2008	N!	L, 69-55
Feb. 26, 2009	H	W, 73-59
Jan. 17, 2010	A	L, 77-74
Jan. 16, 2011	H	W, 66-55
Jan. 26, 2012	A	L, 66-44
Jan. 10, 2013	H	W, 60-41
Jan. 22, 2014	H	W, 53-47

*2007 C-USA Championship Game
!2008 C-USA Tournament (Orlando, Fla.)

Richmond (18-25)

Feb. 21, 1984	H	W, 51-41
Mar. 3, 1984	N*	W, 54-39
Jan. 14, 1985	A	W, 77-61
Feb. 24, 1985	H	W, 84-67
Jan. 4, 1986	H	W, 67-52
Feb. 8, 1986	A	W, 67-59
Jan. 10, 1987	A	W, 58-45
Feb. 7, 1987	H	L, 59-57
Jan. 23, 1988	H	W, 60-59
Feb. 20, 1988	A	L, 61-54
Jan. 9, 1989	H	L, 67-58
Feb. 4, 1989	A	L, 78-71
Jan. 22, 1990	A	L, 73-60
Feb. 19, 1990	H	L, 60-56
Jan. 21, 1991	H	L, 79-65
Feb. 18, 1991	A	L, 74-61
Mar. 9, 1991	N^	L, 88-70
Jan. 11, 1992	A	W, 67-65
Feb. 8, 1992	H	W, 93-85
Jan. 17, 1993	A	L, 76-73
Feb. 14, 1993	H	L, 61-60
Dec. 31, 1993	N!	L, 89-63
Jan. 27, 1994	A	L, 82-64
Feb. 24, 1994	H	L, 79-75
Jan. 15, 1995	A	L, 76-69
Feb. 10, 1995	H	L, 71-61
Jan. 28, 1996	H	W, 78-76 (OT)
Feb. 25, 1996	A	W, 68-67 (OT)
Jan. 10, 1997	A	L, 99-82
Feb. 9, 1997	H	L, 62-55
Feb. 27, 1997	N^	W, 76-66
Jan. 9, 1998	H	L, 57-54
Feb. 8, 1998	A	W, 62-57
Jan. 19, 1999	H	L, 85-67
Feb. 19, 1999	A	L, 90-83
Mar. 5, 1999	N^	W, 116-111 (3OT)
Jan. 16, 2000	H	W, 96-66
Feb. 18, 2000	A	L, 95-85
Jan. 14, 2001	H	W, 90-78
Feb. 18, 2001	A	L, 99-75
Dec. 29, 2001	N+	L, 78-65
Dec. 17, 2016	A	W, 71-60
Nov. 18, 2017	H	L, 65-64

*ECAC South Tournament

^CAA Tournament

!Central Florida Holiday Classic

+St. Peter's Holiday Classic

Rider (1-0)

Nov. 26, 2017	N*	W, 66-63
---------------	----	----------

*Seton Hall Thanksgiving Tournament

Rutgers (0-1)

March 18, 2007	N*	L, 77-34
----------------	----	----------

*2007 NCAA Tournament (Greensboro Regional)

Saint Andrew's (2-0)

Nov. 13, 2011	H	W, 109-30
Nov. 11, 2012	H	W, 84-41

Saint Augustine (0-1)

Jan. 31, 1975	N*	L, 69-50
---------------	----	----------

*Elon College

Saint Francis (1-1)		
Jan. 1, 1992	N*	W, 66-55
Nov. 24, 1995	N^	L, 81-67

*UCF Holiday Classic
^Cornell Tournament

Saint John's (1-0)		
Nov. 23, 1979	A	W, 83-71

Saint Louis (1-3)		
Feb. 3, 2002	A	L, 88-68
Jan. 31, 2003	H	L, 76-63
Feb. 6, 2004	A	L, 84-81 (OT)
Jan. 9, 2005	H	W, 66-40

Saint Peter's (1-1)		
Dec. 4, 1982	H	W, 81-70
Nov. 26, 1983	A	L, 77-52

Savannah State (2-1)		
Jan. 1, 2004	H	W, 73-52
Dec. 1, 2004	A	L, 62-56
Dec. 20, 2017	H	W, 103-37

Seton Hall (0-1)		
Dec. 1, 1996	A	L, 75-51

South Alabama (0-2)		
Dec. 21, 1999	H	L, 56-53
Dec. 17, 2000	A*	L, 57-56

*South Alabama Tournament

South Carolina (2-13)		
Mar. 10, 1973	N*	W, 73-65
Feb. 15, 1975	H	W, 74-64
Feb. 18, 1977	N^	L, 74-44
Mar. 11, 1978	N*	L, 77-70
Dec. 11, 1978	H	L, 86-64
Jan. 26, 1980	A	L, 97-54
Jan. 28, 1984	A	L, 67-51
Feb. 25, 1984	H	L, 64-55
Dec. 15, 1984	A	L, 68-54
Jan. 2, 1985	H	L, 83-61
Nov. 28, 1996	N!	L, 61-55
Jan. 4, 1988	A	L, 71-53
Feb. 27, 1989	H	L, 84-59
Jan. 19, 1998	A	L, 67-60
Dec. 20, 2015	N*	L, 88-57

* Carolinas Classic (Myrtle Beach, S.C.)

*AIAW Regional

^Rock Hill, S.C.

! Lady Eagle Classic, Statesboro, Ga.

South Carolina State (4-3)		
Feb. 12, 1987	H	W, 62-53
Jan. 6, 1988	A	W, 78-68
Nov. 26, 1988	H	W, 71-58
Dec. 14, 1991	H	L, 66-55
Nov. 25, 2002	H	L, 74-71
Dec. 30, 2003	A	L, 71-65
Dec. 21, 2018	N*	W, 71-63

*Myrtle Beach, S.C.

SMU (15-10)		
Jan. 27, 2006	H	W, 75-63
Feb. 9, 2007	A	W, 70-58

March 2, 2007	N*	W, 76-62
Jan. 18, 2008	H	L, 68-73
Jan. 10, 2009	A	L, 80-73
Mar. 6, 2009	N#	L, 77-69
Jan. 23, 2010	A	L, 73-59
Feb. 17, 2011	H	W, 77-70
Jan. 22, 2012	A	L, 68-44
Feb. 14, 2013	H	W, 63-47
Jan. 21, 2015	A	W, 67-49
Feb. 18, 2015	H	W, 67-53
Feb. 9, 2016	A	L, 74-67 (OT)
Feb. 29, 2016	H	W, 78-61
Jan. 7, 2017	H	W, 58-57
Mar. 3, 2017	N^	L, 60-54
Jan. 13, 2018	A	L, 65-51
Feb. 3, 2018	H	W, 76-47
Mar. 3, 2018	N^	W, 85-74
Feb. 14, 2019	A	W, 64-54
March 4, 2019	H	W, 67-61
March 8, 2019	N^	W, 50-48 (OT)
Jan. 8, 2020	H	L, 55-47
Feb. 11, 2020	A	L, 53-45
Dec. 16, 2020	A	W, 50-46

*2007 Conference USA Tournament

#2009 Conference USA Tournament

^AAC Tournament ((Uncasville, Conn.))

Southern (2-1)		
Dec. 1, 2001	H*	L, 49-41
Dec. 3, 2005	H^	W, 59-55
Dec. 20, 2016	H	W, 62-55

*U.S. Cellular Classic

^Pirate Invitational

Southern California (0-4)		
Jan. 30, 1981	H	L, 77-73
Feb. 27, 1982	H	L, 86-81
Mar. 5, 1982	N*	L, 79-54
Dec. 29, 1987	N^	L, 89-61

*NCAA East Regional

^Rebok Roundball Classic, Norfolk, Va.

Southern Miss (13-10)		
Feb. 22, 2002	A	W, 58-54
Mar. 2, 2003	H	L, 61-62 (OT)
Jan. 18, 2004	A	W, 56-53
Jan. 28, 2005	H	W, 83-66
Jan. 20, 2006	A	L, 63-56
Feb. 24, 2006	H	L, 71-56
Jan. 5, 2007	H	L, 65-59
Feb. 22, 2007	A	W, 68-52
Jan. 31, 2008	A	W, 86-70
Feb. 15, 2008	H	W, 68-63
Jan. 31, 2009	A	L, 68-60
Feb. 13, 2009	H	W, 64-58
Jan. 8, 2010	H	W, 76-50
Feb. 4, 2010	A	L, 59-55
March 8, 2010	N*	W, 102-64
Jan. 23, 2011	A	L, 70-67 (OT)
Feb. 10, 2011	H	W, 91-67
Feb. 5, 2012	A	L, 67-57
March 1, 2012	H	W, 70-57
Feb. 17, 2013	H	W, 82-60
March 7, 2013	A	L, 75-66
March 14, 2013	N*	W, 89-60

Jan. 25, 2014	A	L, 82-80 (OT)
---------------	---	---------------

*Conference USA Tournament

Stanford (1-0)		
Dec. 20, 1979	N*	W, 88-72

*Chapel Hill, N.C.

Stetson (1-1)		
Jan. 6, 1981	A	W, 101-67
Nov. 25, 1988	H	L, 79-75

Stephen F. Austin (1-0)		
Dec. 4, 2004	H*	W, 83-77

*Lady Pirate Invitational

Syracuse (0-1)		
Nov. 27, 2014	N*	L, 69-58

*Junkanoo Jam (Freeport, Bahamas)

TCU (0-5)		
Jan. 27, 2002	H	L, 58-42
Jan. 24, 2003	A	L, 58-42
Mar. 6, 2003	N*	L, 54-44
Feb. 13, 2004^	H	L, 125-119 (4OT)
Feb. 20, 2005	A	L, 66-41

*2003 Conference USA Tournament

Temple (2-9)		
Feb. 28, 2015	A	L, 79-69
Mar. 7, 2015	N*	W, 77-71
Jan. 30, 2016	H	L, 83-63
Jan. 11, 2017	A	L, 78-47
Feb. 11, 2017	H	L, 76-43
Feb. 24, 2018	H	L, 65-64
Jan. 26, 2019	A	L, 84-62
Feb. 22, 2020	H	W, 56-50
Mar. 6, 2020	N*	L, 67-57
Jan. 6, 2021	H	L, 66-57
Feb. 13, 2021	A	L, 58-57

*AAC Tournament (Uncasville, Conn.)

Tennessee (0-3)		
Feb. 15, 1975	H	L, 82-81
Jan. 22, 1979	A	L, 92-90 (2OT)
Nov. 24, 1985	A	L, 74-56

Tennessee Tech (2-2)		
Mar. 10, 1973	N*	W, 60-58
Mar. 6, 1975	N*	L, 84-57
Nov. 22, 1985	N^	L, 75-73
Dec. 6, 1986	H!	W, 70-66

*AIAW Regional

^ETSU Tournament

! Lady Pirate Classic

Tennessee State (1-0)		
Dec. 17, 1988	A	W, 88-39

Texas A&M-Corpus Christi (1-0)		
Nov. 14, 2015	A	W, 82-46

Towson (1-1)		
Nov. 28, 2009	H*	W, 68-45
Nov. 25, 2020	A	L, 89-81

*Lady Pirate Invitational

Tulane (9-19)		
Nov. 29, 1986	N*	W, 75-65
Feb. 24, 2002	A	L, 51-68
Feb. 28, 2003	H	L, 64-85
Jan. 16, 2004	A	W, 65-58
Jan. 30, 2005	H	L, 62-64
Feb. 19, 2006	A	L, 81-78
Feb. 17, 2007	H	W, 76-68
Feb. 7, 2008	H	L, 65-70
Feb. 8, 2009	A	L, 72-69
Feb. 13, 2010	H	L, 56-51
March 10, 2010	N!	L, 73-64
Jan. 13, 2011	A	L, 71-61
March 10, 2011	N^	L, 83-72
Feb. 2, 2012	H	L, 63-49
March 8, 2012	N#	L, 67-51
Jan. 27, 2013	A	W, 55-52
Jan. 15, 2014	A	W, 69-65
Jan. 7, 2015	H	L, 76-63
Jan. 31, 2015	A	W, 67-63
Jan. 5, 2016	H	L, 66-51
Jan. 23, 2016	A	L, 78-73
Dec. 31, 2016	H	L, 61-45
Jan. 24, 2018	A	L, 64-58
Jan. 5, 2019	A	L, 68-57
Feb. 2, 2019	H	W, 63-61
Feb. 29, 2020	H	W, 53-50
Dec. 22, 2020	H	W, 72-64
March 2, 2021	A	L, 77-60

*Lady Eagle Classic, Statesboro, Ga.

!Tulsa, Okla. (2010 C-USA Tournament)

^El Paso, Texas (2011 C-USA Tournament)

Memphis, Tenn. (2012 C-USA Tournament)

Tulsa (12-14)		
Jan. 29, 2006	H	L, 74-52
Mar. 3, 2006	N*	L, 77-60
Feb. 11, 2007	A	W, 62-61
Jan. 20, 2008	H	W, 62-52
Jan. 8, 2009	A	L, 67-64
Feb. 21, 2010	H	L, 61-57
Feb. 24, 2011	H	W, 65-55
Mar. 9, 2011	N%	W, 71-62
Feb. 19, 2012	A	L, 75-70
Mar. 7, 2012	N^	W, 59-49
Jan. 20, 2013	H	W, 69-63
Mar. 15, 2013	A*	L, 72-59
Mar. 1, 2014	H	W, 78-69
Jan. 14, 2015	A	W, 77-68
Jan. 24, 2015	H	L, 74-63
Dec. 30, 2016	A	L, 81-79 (OT)
Feb. 3, 2016	H	L, 55-54
Jan. 31, 2017	A	L, 100-92 (OT)
Jan. 10, 2018	H	W, 73-67
Feb. 20, 2018	A	W, 59-57
Jan. 12, 2019	H	L, 75-55
March 2, 2019	A	W, 64-60
Jan. 21, 2020	A	L, 58-56
Feb. 19, 2020	H	W, 59-42
Jan. 20, 2021	A	L, 68-54
Jan. 30, 2021	H	L, 68-59

* Conference USA Tournament

% El Paso, Texas (2011 C-USA Tournament)

^ Memphis, Tenn. (2012 C-USA Tournament)

UAB (15-10)		
Jan. 10, 1979	N*	W, 66-58
Feb. 17, 2002	H	L, 45-66
Feb. 21, 2003	H	W, 72-69
Jan. 9, 2004	H	W, 66-54
Feb. 8, 2005	A	L, 70-75
Jan. 6, 2006	A	W, 59-53
Feb. 12, 2006	H	L, 96-94
Mar. 2, 2006	N^	W, 47-46
Jan. 18, 2007	A	L, 59-52
Feb. 1, 2007	H	L, 73-69 (OT)
March 3, 2007	N\$	W, 85-81
Jan. 10, 2008	A	L, 77-84
Feb. 21, 2008	H	W, 85-82
Jan. 24, 2009	H	W, 70-64
Feb. 22, 2009	A	W, 70-60
Mar. 5, 2009	N#	W, 73-59
Jan. 28, 2010	H	W, 78-74 (OT)
Feb. 25, 2010	A	L, 65-57
Jan. 27, 2011	H	W, 71-64
March 3, 2011	A	W, 56-55
Jan. 8, 2012	H	L, 44-39
Feb. 9, 2012	A	L, 58-47
Feb. 20, 2013	A	L, 62-58
Feb. 28, 2013	H	W, 53-52
Feb. 8, 2014	A	W, 83-73 (OT)

*Clemson University

^ 2006 Conference USA Tournament

\$ 2007 Conference USA Tournament

2009 Conference USA Tournament

UCF (13-12)		
Jan. 22, 2006	A	L, 63-56
Feb. 26, 2006	H	W, 65-44
Jan. 7, 2007	H	W, 62-46
Feb. 24, 2007	A	W, 76-57
Feb. 2, 2008	A	W, 80-66
Feb. 17, 2008	H	W, 78-69
Jan. 29, 2009	A	L, 83-72
Feb. 15, 2009	H	W, 86-83 (OT)
Jan. 10, 2010	H	W, 73-62
Feb. 6, 2010	A	L, 60-50
Jan. 30, 2011	H	W, 65-58
Feb. 20, 2011	A	L, 69-52
Jan. 5, 2012	A	L, 59-53
Feb. 23, 2012	H	W, 65-50
Feb. 3, 2013	H	W, 59-48
Feb. 24, 2013	A	W, 56-41
Mar. 2, 2015	H	W, 67-57
Jan. 7, 2016	A	W, 71-56
Jan. 18, 2017	A	L, 54-42
Feb. 18, 2017	H	L, 79-51
Feb. 26, 2018	A	L, 75-54
Jan. 23, 2019	H	L, 61-58 (OT)
Jan. 5, 2020	A	L, 91-55
Jan. 13, 2021	H	L, 58-51
Jan. 27, 2021	A	L, 52-47

UCLA (0-1)		
Dec. 20, 2010	N*	L, 81-67

*Chevron Rainbow Wahine Shootout

UMBC (0-1)		
Dec. 28, 2009	N*	L, 66-58

*Fordham Holiday Classic

UMKC (2-0)		
Dec. 28, 2000	A	W, 63-56
Nov. 21, 2001	H	W, 56-52

Union (0-1)		
Mar. 7, 1974	H	L, 81-72

UNC Asheville (2-0)		
Mar. 3, 1992	A	W, 83-63
Dec. 13, 1992	H	W, 92-58

UNC Greensboro (16-5)		
Jan. 14, 1971	A	W, 53-42
Feb. 22, 1972	H	W, 48-47
Feb. 6, 1973	A	W, 69-55
Jan. 25, 1974	A	W, 63-62
1974	H	L, 63-50
Feb. 1, 1975	N*	W, 68-61
Feb. 4, 1975	A	W, 63-62
Jan. 31, 1976	N*	W, 86-68
Feb. 3, 1976	H	W, 86-68
Jan. 18, 1977	H	L, 92-86
Jan. 28, 1977	A	W, 77-65
Feb. 24, 1977	N^	W, 73-71
Jan. 22, 1978	A	W, 75-48
Feb. 10, 1978	N#	W, 79-55
Feb. 20, 1978	H	W, 87-57
Dec. 9, 1978	A	W, 100-55
Jan. 29, 1979	H	W, 109-43
Jan. 4, 1993	N!	W, 76-59
Nov. 28, 2000	H	L, 66-53
Dec. 8, 2001	A	L, 60-46
Nov. 30, 2002	N!	L, 85-62

*Elon College

^NCAIAW Tournament

#Winthrop, S.C.

!UNCG Marriott Classic

UNC Pembroke (2-0)		
Feb. 6, 1970	A	W, 47-38
Feb. 18, 1970	H	W, 45-37

UNC Wilmington (30-23)		
Dec. 16, 1978	A	W, 93-41
Nov. 28, 1979	H	W, 86-54
Feb. 10, 1981	A	W, 96-65
Dec. 21, 1981	H	W, 79-52
Feb. 23, 1983	A	W, 74-67
Jan. 18, 1984	H	L, 61-60
Jan. 31, 1985	H	W, 88-75
Feb. 21, 1985	A	L, 79-70
Jan. 18, 1986	H	W, 83-67
Feb. 15, 1986	H	W, 67-46
Jan. 17, 1987	A	L, 87-77
Feb. 14, 1987	H	W, 68-57
Jan. 30, 1988	H	L, 75-56
Feb. 27, 1988	A	L, 74-64
Jan. 28, 1989	H	W, 87-69
Feb. 25, 1989	A	W, 104-57
Jan. 27, 1990	A	L, 90-86
Feb. 24, 1990	H	W, 85-62
Mar. 8, 1990	N*	W, 77-67
Jan. 26, 1991	H	L, 61-58
Feb. 23, 1991	A	L, 68-48
Feb. 1, 1992	A	W, 88-73

Feb. 29, 1992	H	W, 89-66
March 12, 1992	N*	W, 74-61
Feb. 8, 1993	A	W, 87-67
March 7, 1993	H	W, 72-50
Feb. 3, 1994	H	L, 68-60
March 2, 1994	A	L, 71-68
Feb. 5, 1995	A	W, 74-64
March 5, 1995	H	L, 71-69
Feb. 2, 1996	A	W, 60-57
Feb. 3, 1996	H	W, 57-53 (OT)
Jan. 12, 1997	H	L, 61-48
Feb. 2, 1997	A	L, 52-49
Jan. 25, 1998	H	L, 61-46
Feb. 20, 1998	A	L, 57-51
Jan. 17, 1999	A	W, 63-57
Feb. 2, 1999	H	W, 80-62
Jan. 28, 2000	H	L, 76-65
March 1, 2000	A	L, 67-45
Jan. 18, 2001	A	W, 57-46
Feb. 22, 2001	H	W, 63-60
Dec. 13, 2004	H	W, 70-60
Dec. 18, 2004	A	L, 57-56
Dec. 6, 2006	H	W, 57-52
Dec. 20, 2007	A	L, 67-60
Dec. 14, 2008	A	W, 68-63
Nov. 19, 2009	H	W, 72-52
Nov. 19, 2010	H	L, 84-73
Nov. 20, 2011	A	L, 64-53
Nov. 16, 2016	H	W, 75-65
Nov. 15, 2017	A	L, 66-62
Dec. 30, 2018	H	L, 71-68

*CAA Tournament

USC-Upstate (3-0)

Nov. 10, 2017	H	W, 66-53
Dec. 16, 2018	H	W, 63-53
Nov. 8, 2019	H	W, 69-48

USF (6-11)

Feb. 2, 1985	H	W, 76-56
Dec. 17, 1985	A	W, 65-43
Feb. 15, 2002	H	L, 63-56
Jan. 23, 2003	A	W, 71-60
Jan. 11, 2004	H	W, 65-55
Dec. 20, 2009	A*	W, 63-60
Dec. 28, 2014	A	L, 69-62
Feb. 15, 2015	H	W, 65-64
Jan. 2, 2016	H	L, 61-59
Jan. 17, 2016	A	L, 75-54
Jan. 1, 2017	A	L, 79-48
Feb. 8, 2017	H	L, 76-66
Feb. 7, 2018	A	L, 88-47
Mar. 4, 2018	N#	L, 80-44
Feb. 20, 2019	H	L, 63-50
Feb. 25, 2020	A	L, 81-52
Jan. 2, 2021	A	L, 71-58

*South Florida Shootout

#2018 AAC Tournament (Uncasville, Conn.)

UTEP (4-6)

Feb. 17, 2006	A	W, 77-72 (OT)
Feb. 15, 2007	H	W, 66-64
Feb. 10, 2008	A	L, 81-53
Feb. 5, 2009	H	W, 73-43
Feb. 11, 2010	H	W, 64-54

Jan. 6, 2011	A	L, 89-80
Jan. 18, 2012	H	L, 66-56
Jan. 13, 2013	A	L, 81-66
Feb. 22, 2014	A	L, 81-74
Dec. 17, 2017	N*	L, 93-79 (OT)

*Philanthropist.com Carolinas Challenge

UTRGV (1-0)

Nov. 13, 2015	N*	W, 70-59
---------------	----	----------

*Corpus Christi, Texas

UTSA (0-1)

Feb. 20, 2014	A	L, 61-60
---------------	---	----------

Vanderbilt (0-2)

Dec. 5, 1987	H*	L, 66-56
Dec. 15, 1988	A	L, 91-56

Vermont (0-2)

Jan. 2, 1992	N*	L, 88-81
Nov. 18, 2006	A^	L, 57-43

*UCF Holiday Classic

^TD Banknorth Classic

Villanova (0-1)

Dec. 5, 1981	N*	L, 72-59
--------------	----	----------

*Montclair State Dial Classic

Virginia (3-2)

Dec. 28, 1980	N*	L, 58-52
Jan. 25, 1981	A	W, 84-78
Jan. 10, 1982	H	W, 64-62
Dec. 6, 2008	A^	L, 80-67
Nov. 29, 2020	A	W, 54-51

*Queens College Tournament

^Virginia ranked No. 19

VCU (15-12)

Jan. 16, 1991	H	W, 69-54
Jan. 10, 1995	H	L, 69-43
Jan. 7, 1996	H	W, 71-57
Feb. 9, 1996	A	L, 71-51
Jan. 26, 1997	A	W, 68-59
Feb. 23, 1997	H	W, 62-41
Feb. 28, 1997	N*	W, 67-56
Jan. 16, 1998	H	L, 53-50
Feb. 6, 1998	A	L, 58-57
Jan. 3, 1999	H	L, 85-70
Feb. 24, 1999	A	L, 83-73
Jan. 30, 2000	A	L, 69-66
Feb. 25, 2000	H	W, 66-64
Mar. 9, 2000	N*	W, 77-68
Jan. 11, 2001	A	W, 74-73
Mar. 4, 2001	H	W, 89-82
Dec. 20, 2004	A	W, 68-45
Dec. 7, 2005	H	W, 66-61
Nov. 24, 2006	A	L, 78-73
Dec. 1, 2007	H	L, 64-53
Nov. 25, 2008	A	L, 78-67
Dec. 2, 2009	H	W, 88-85
Dec. 2, 2010	A	W, 77-72
Dec. 7, 2011	H^	L, 62-49
Dec. 16, 2012	A	W, 64-56
Nov. 20, 2019	A	L, 53-40

Dec. 9, 2020	H	W, 58-55
--------------	---	----------

*CAA Tournament

^ ECU Thanksgiving Tournament

Virginia Intermont (2-0)

Nov. 17, 2011	H	W, 82-33
Nov. 8, 2014	H	W, 102-47

Virginia State (1-0)

Jan. 27, 1978	A	W, 62-61
---------------	---	----------

Virginia Tech (2-4)

Jan. 6, 1980	A	W, 75-58
Nov. 23, 1980	H	W, 70-65
Dec. 4, 1992	N*	L, 86-72
Nov. 21, 1997	A	L, 68-39
Dec. 9, 1998	H	L, 77-45
Dec. 30, 2007	A	L, 72-46

*Duke Classic

Virginia Union (1-0)

Nov. 22, 2010	H	W, 102-41
---------------	---	-----------

Wagner (2-0)

Nov. 29, 1980	A	W, 81-73
Nov. 30, 1996	H	W, 73-66

Wake Forest (7-4)

Feb. 28, 1972	H	L, 83-73 (OT)
Dec. 5, 1978	H	W, 102-48
Feb. 23, 1981	H	W, 102-63
Jan. 25, 1982	A	W, 87-52
Dec. 15, 1982	A	L, 45-35
Dec. 2, 1997	H	W, 73-66
Nov. 28, 1998	N*	W, 78-70
Dec. 21, 2004	A	W, 68-64
Dec. 12, 2004	H	L, 70-47
Nov. 24, 2018	H	W, 70-61
Nov. 30, 2019	A	L, 76-53

*Fairfield Werner Classic

West Chester State (1-2)

Jan. 9, 1976	H	L, 79-74
Jan. 15, 1977	H	L, 71-56
Jan. 14, 1978	N*	W, 85-70

*Harrisburg, Va.

West Virginia (2-3)

Jan. 4, 1981	A	W, 67-56
Jan. 21, 1981	H	W, 106-76
Nov. 23, 2003	A	L, 82-61
Dec. 21, 2004	H	L, 76-54
Nov. 23, 2016	N*	L, 79-47

*Savannah Invitational

Western Carolina (9-9)

Feb. 13, 1971	H	L, 49-61
Mar. 4, 1972	N*	L, 55-81
Feb. 3, 1973	H	W, 58-49
Mar. 2, 1973	N^	W, 47-40
Feb. 8, 1974	A	L, 65-73
Jan. 17, 1975	A	W, 74-67
Feb. 13, 1975	H	L, 69-81
Feb. 28, 1975	H	L, 62-71 (OT)
Feb. 27, 1976	H	W, 76-68
Dec. 11, 1976	N!	L, 70-75

Dec. 22, 1976	N#	L, 75-79
Dec. 10, 1977	N!	W, 68-61
Jan. 8, 1979	A	W, 84-73
Feb. 16, 1980	H	W, 82-63
Jan. 8, 1994	A	L, 74-77
Jan. 6, 1995	H	L, 70-78
Nov. 15, 2009	H	W, 70-51
Nov. 14, 2010	A	W, 80-76

*High Point

^NCAIAW Tournament

!Greensboro, N.C.

#Chapel Hill, N.C.

Western Kentucky (1-2)

Feb. 21, 1982	H*	W, 108-54
Jan. 3, 1983	A	L, 76-44
March 21, 2013	A^	L, 88-77 (OT)

*Lady Pirate Classic

^WNIT

Western Washington (0-1)

Mar. 22, 1973	N*	L, 55-51
---------------	----	----------

*NAIAW Tournament

Wichita State (3-3)

Jan. 30, 2018	H	W, 77-67
Jan. 9, 2019	H	W, 78-56
Jan. 29, 2019	A	L, 57-47
Jan. 12, 2020	H	L, 61-53
Feb. 1, 2020	A	L, 57-55
Feb. 20, 2021	H	W, 74-59

William and Mary (33-15)

Nov. 17, 1979	H	W, 81-51
Feb. 19, 1980	H	W, 79-59
Jan. 17, 1981	H	W, 108-49
Feb. 1, 1984	A	L, 64-58
Jan. 12, 1985	A	W, 86-57
Feb. 16, 1985	H	W, 74-57
Jan. 13, 1986	H	W, 89-54
Feb. 10, 1986	A	W, 65-53
Feb. 28, 1986	N*	W, 84-56
Jan. 12, 1987	A	W, 74-50
Feb. 9, 1987	H	W, 67-41
Feb. 27, 1987	N*	W, 65-43
Jan. 25, 1988	H	W, 68-63
Feb. 22, 1988	A	L, 67-62

Jan. 7, 1989	H	W, 77-50
Feb. 1, 1979	A	W, 74-61
Jan. 20, 1990	A	W, 64-54
Feb. 17, 1990	H	W, 60-55
Jan. 19, 1991	H	W, 79-76 (OT)
Feb. 16, 1991	A	L, 51-49
Mar. 7, 1991	N*	W, 70-56
Jan. 8, 1992	H	W, 80-75
Feb. 26, 1992	A	W, 84-79 (OT)
Jan. 31, 1993	A	W, 62-60
Feb. 28, 1993	H	W, 81-73
Jan. 20, 1994	A	L, 82-59
Feb. 18, 1994	H	L, 66-54
Feb. 1, 1995	A	L, 79-64
Feb. 24, 1995	H	W, 64-61
Jan. 26, 1996	A	L, 66-53
Mar. 1, 1996	H	L, 53-49
Jan. 3, 1997	H	W, 60-59
Feb. 7, 1997	A	L, 75-51
Jan. 6, 1998	A	W, 66-59
Feb. 13, 1998	H	L, 45-43
Feb. 25, 1998	N*	W, 68-59
Jan. 8, 1999	H	W, 71-59