
SOUTH ELEVATION
SCALE 1/8" = 1'-0"
NORTH ELEVATION
SCALE 1/8"
PART NORTH ELEVATION SCALE 1/8"
(AS COVERED BY MAIN ENTRANCE)
ALTERNATE
DETAIL OF WOOD DOUBLE HUNG WINDOW
SIZE OF SASH TO BE MADE TO FIT MASONRY OPENING
HEAD
JAMB
MULLION
SILL
ALUMINUM COPING
LIMESTONE EYEBROW
LIMESTONE SILL
BRICK
FOURTH FLOOR
THIRD FLOOR
SECOND FLOOR
FIRST FLOOR
BASEMENT FL.
LIMESTONE COPING
CONCRETE CAP CAST IN PLACE, REINFORCED WITH 4- 3/8"ø HOOPS AND 1/4"ø TIES 20" O.C. SLOPE TOP INTO FLUE.
DRAWN: J.R. - E.W.C.
CHECKED: J.C.B.
REVISED:
DATE: NOV. 20 1943
PITT COUNTY HOSPITAL
GREENVILLE, N.C.
GEO. WATTS CARR
ARCHITECT DURHAM, N.C.
COMM: 550
SHEET: 6 OF 13
ELEVATIONS

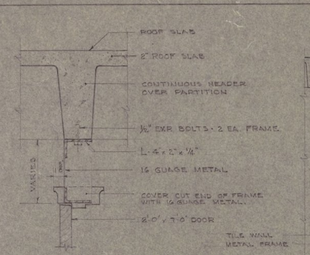

SECTION A-A
SCALE 1/4" = 1'-0"

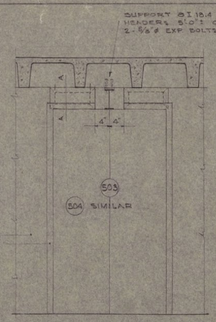

DETAIL OF DOORS FOR ELEVATOR MACHINERY RM.

ELEVATION
SCALE 1/8" = 1'-0"

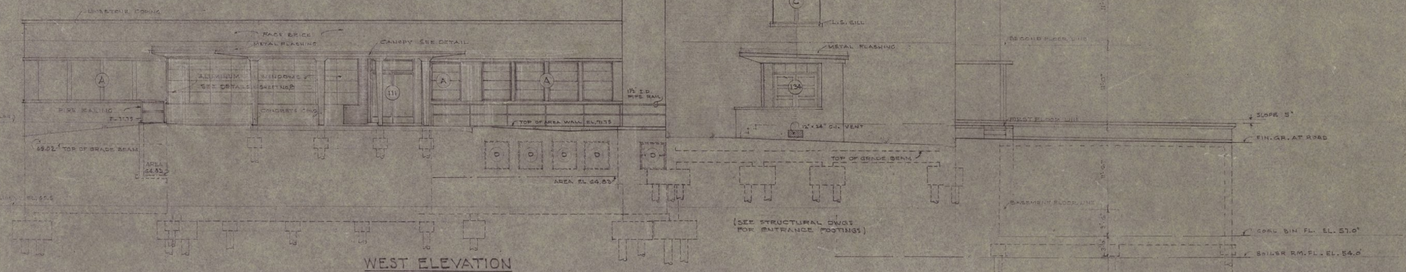

WEST ELEVATION
SCALE 1/8" = 1'-0"

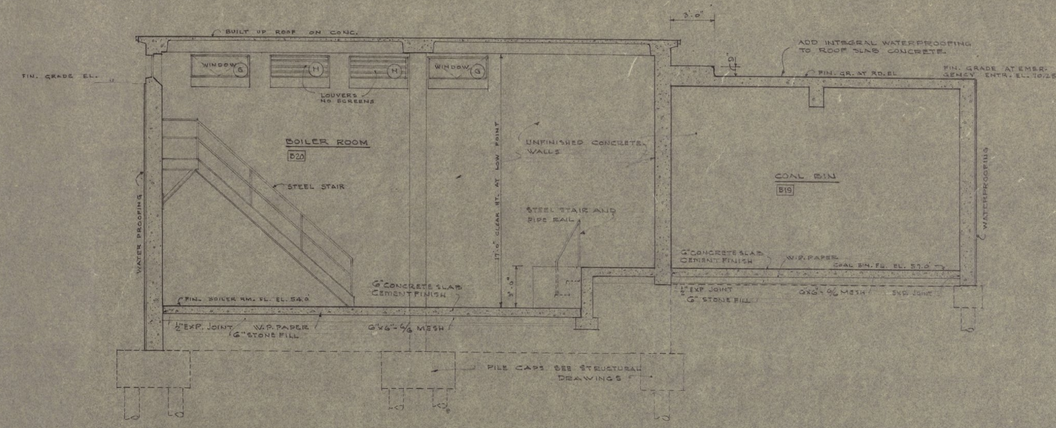

SECTION A--A
SCALE 1/4" = 1'-0"

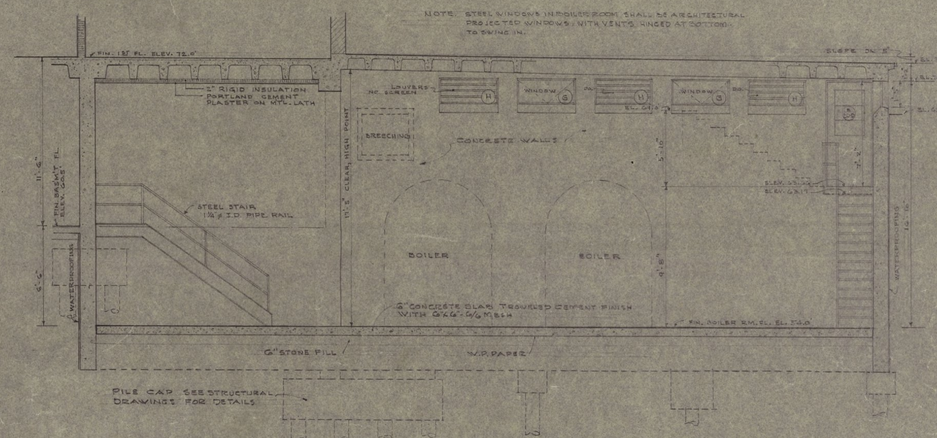

NOTE: STEEL WINDOWS IN BOILER ROOM SHALL BE ARCHITECTURAL PROJECTED WINDOWS WITH VENTS HINGED AT BOTTOM TO SWING IN.

SECTION B-B SCALE 1/4" = 1'-0"

DETAILS OF BOILER RM.
SCALE 1/4" = 1'-0"

NOTE: CONCRETE FLOOR SLABS IN BOILER ROOM AND COAL BIN TO BE 6" THICK. ALL OTHER SLABS ON EARTH TO BE 4" THICK.

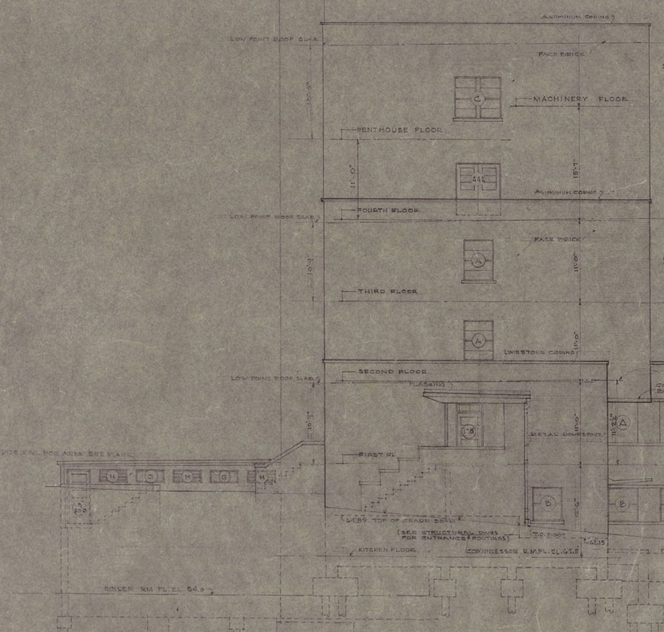

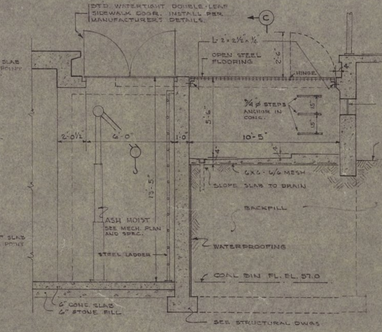

SECTION D-D
THRU ASH HOIST AND BOTTLE GAS STORAGE AREA
SCALE 1/4" = 1'-0"

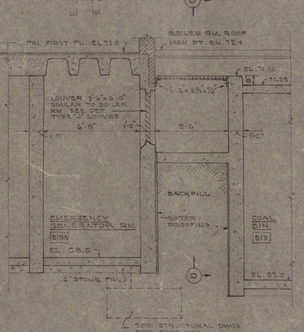

SECTION C-C THRU EMERGENCY GENERATOR RM. & AREA
SCALE 1/8" = 1'-0"

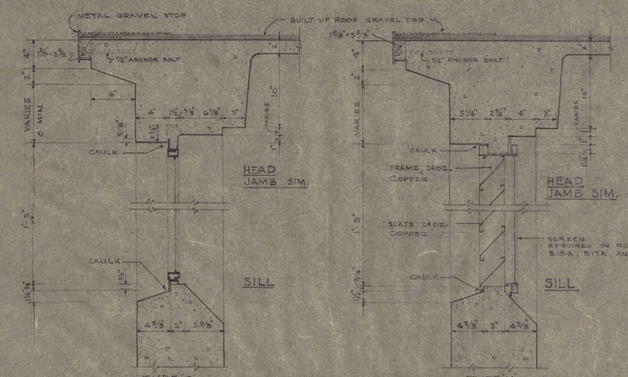

DETAILS OF WINDOWS & LOUVERS IN BOILER RM.
SCALE 1/2" = 1'-0"

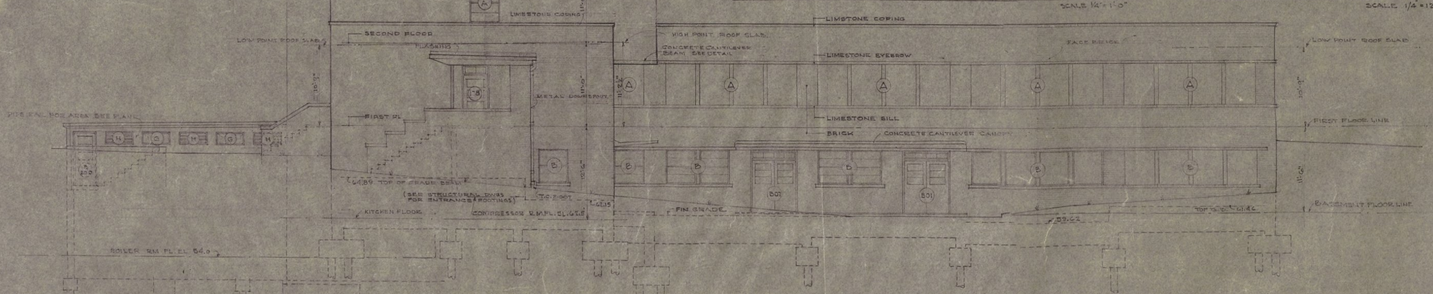

EAST ELEVATION
SCALE 1/8" = 1'-0"

DRAWN: KB-J.W. RWC	PITT COUNTY HOSPITAL GREENVILLE, N.C.	COMM: 550
CHECKED: JDR		SHEET: 7 OF 17
REVISED:	GEO. WATTS CARR ARCHITECT DURHAM, N.C.	
DATE: NOV 20, 1948		

ELEVATIONS AND BOILER ROOM SECTIONS

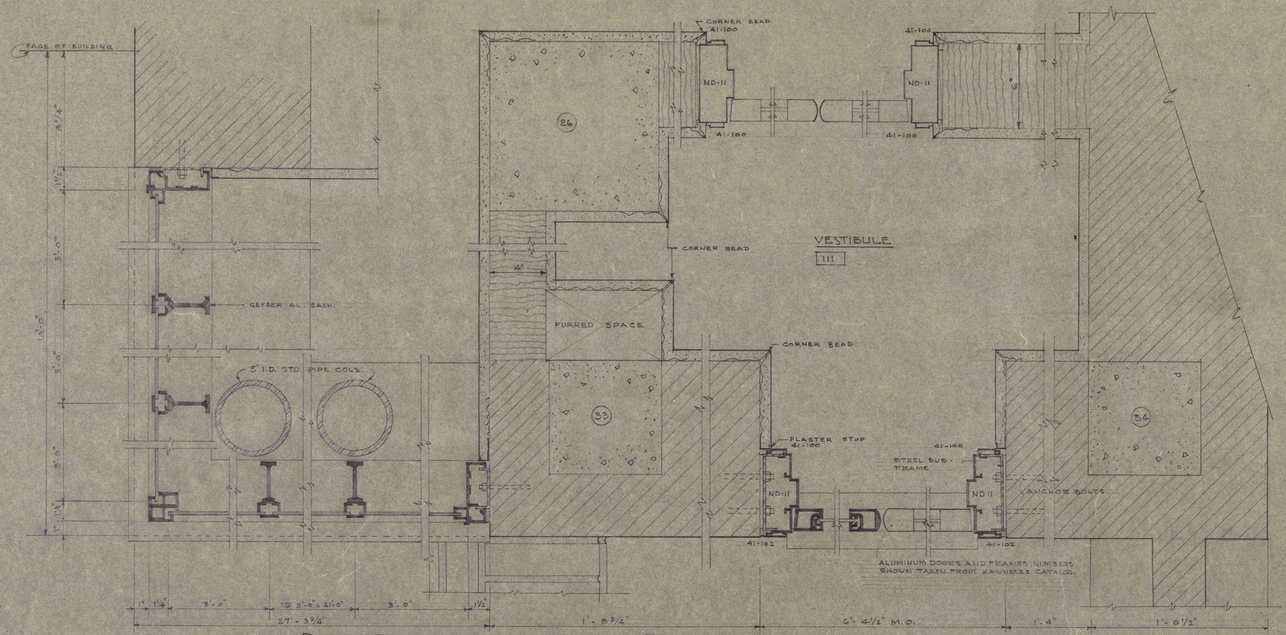

DETAIL PLAN OF GEYSER SASH AND ENTRANCE DOORS
SCALE 3" = 1'-0"

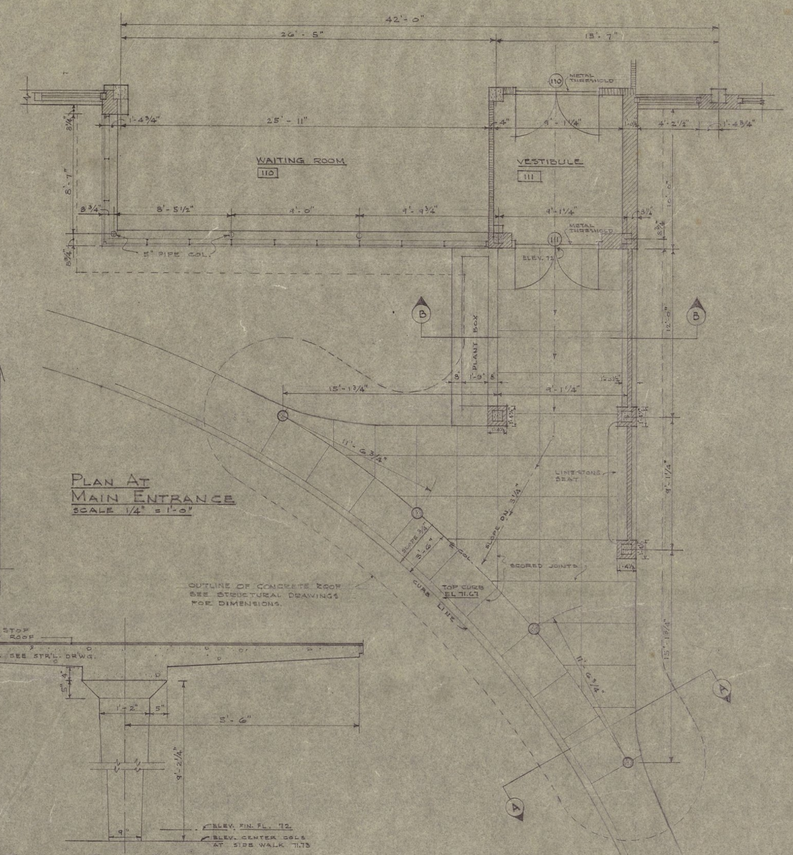

PLAN AT MAIN ENTRANCE
SCALE 1/4" = 1'-0"

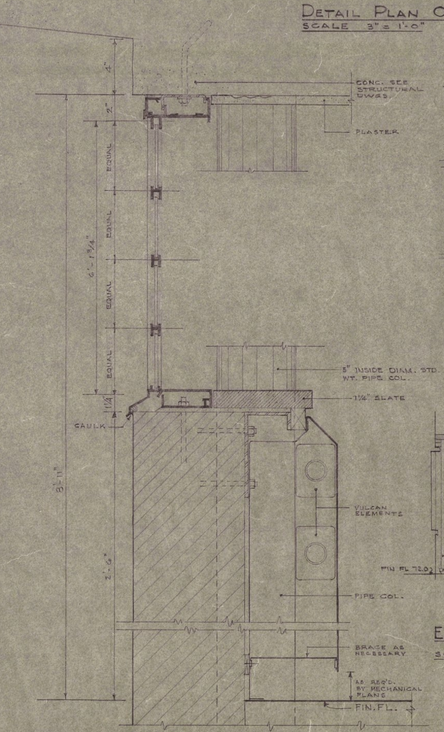

SECTION THRU GEYSER SASH
SCALE 3" = 1'-0"

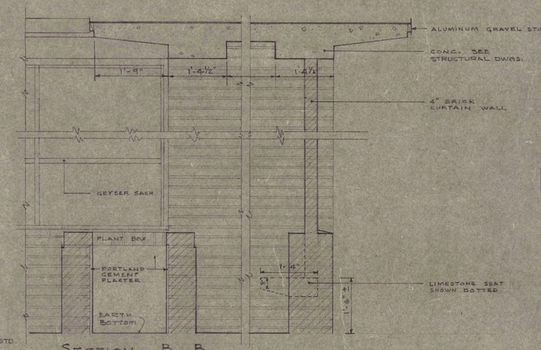

SECTION B--B
SCALE 3/4" = 1'-0"

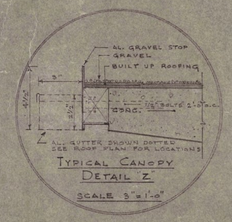

TYPICAL CANOPY DETAIL "Z"
SCALE 3" = 1'-0"

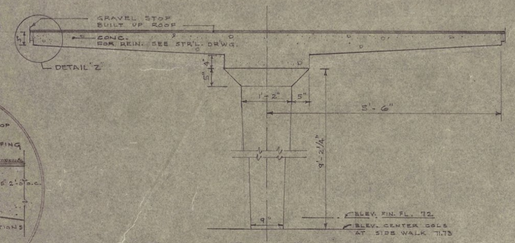

SECTION THRU CANOPY A--A
SCALE 3/4" = 1'-0"

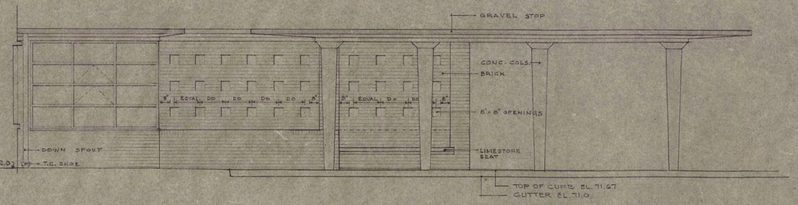

ELEVATION FROM THE SIDE
SCALE 1/4" = 1'-0"

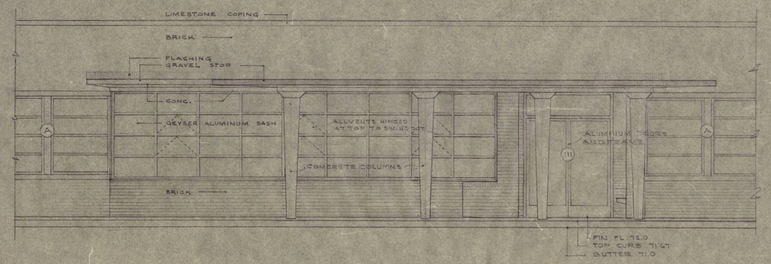

ELEVATION FROM THE FRONT
SCALE 1/4" = 1'-0"

DRAWN: RWC	PITT COUNTY HOSPITAL GREENVILLE, N.C.	COMM: 550
CHECKED: GCR		
REVISED:	GEO. WATTS CARR ARCHITECT DURHAM, N.C.	SHEET: 8 of 17
DATE: NOV 30 1948		

DETAILS OF MAIN ENTRANCE