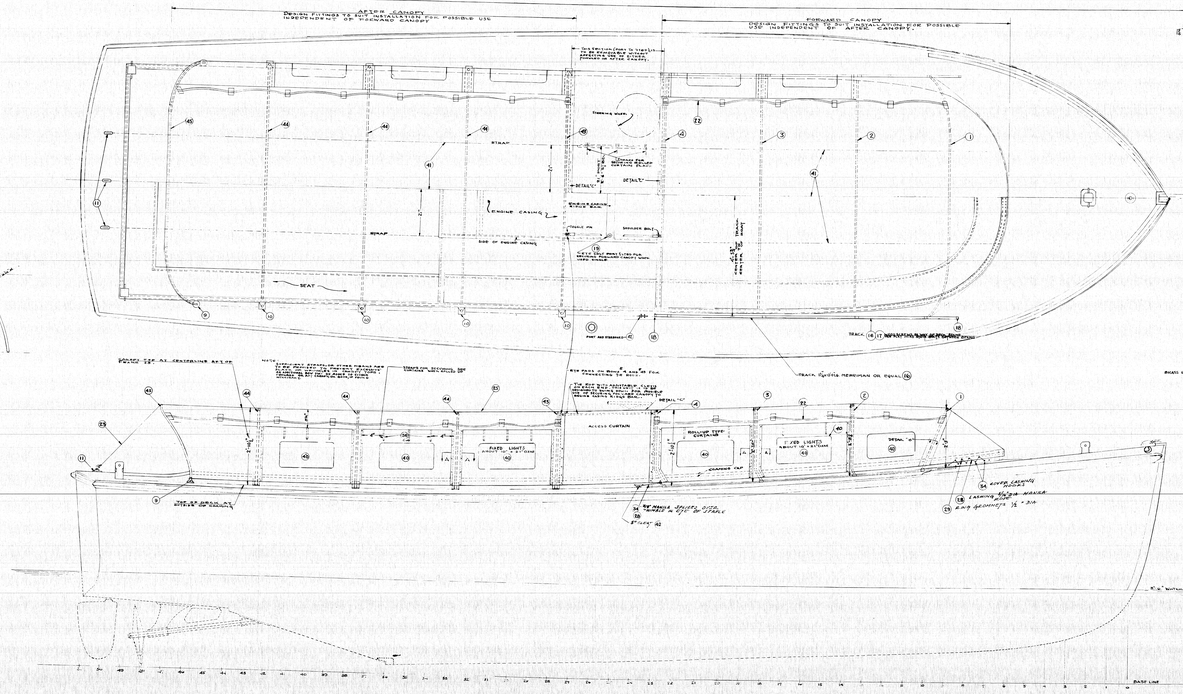
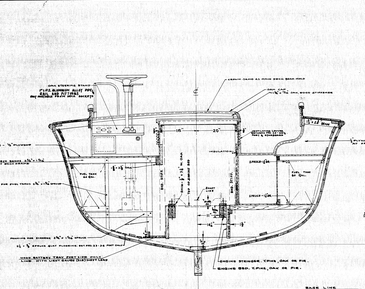
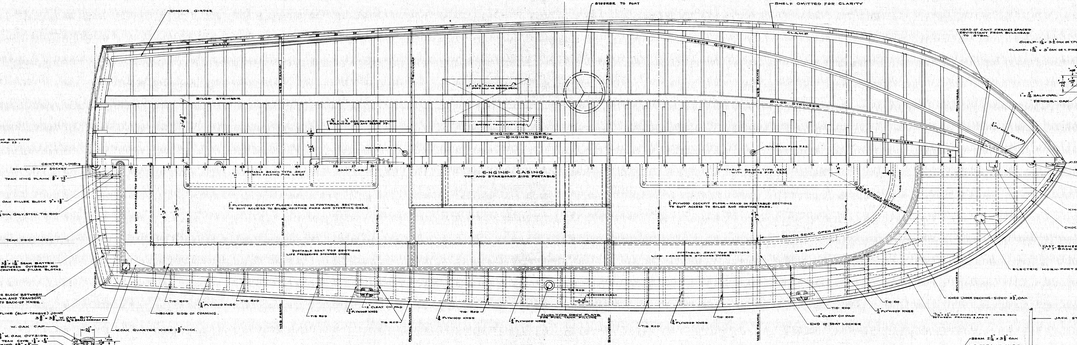
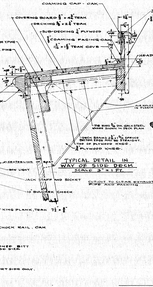


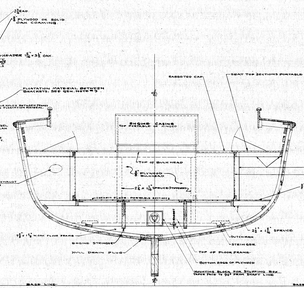

Design Fittings to Face Inboard for Possible Use Independent of Forward Canopy
Forward Canopy
Design Fittings to Face Outboard for Possible Use Independent of After Canopy
Engine Casing
Seat
Strap
Track
Access Curtain
Rubber Tube Gunwale
Rope Fairlead
Rope Cleat
Rope Pad Eye
Rope Pad Eye Bolt
Rope Pad Eye Nut
Rope Pad Eye Washer
Rope Pad Eye Cotter Pin
Rope Pad Eye Bolt Nut
Rope Pad Eye Bolt



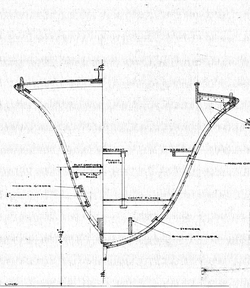
SECTION AT STATION 5
LOOKING FWD.







SECTION AT FR 24
LOOKING FORWARD
SCALE 1"=1'0"

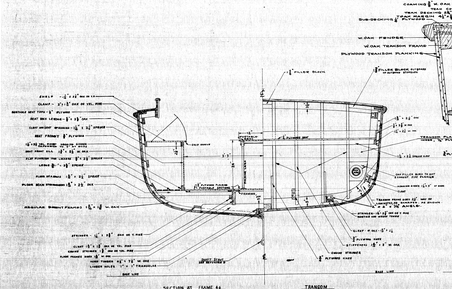


SECTION AT FRAME 21
LOOKING FORWARD
SCALE 1"=1'0"

SECTION AT FRAME 10
LOOKING FORWARD
SCALE 1"=1'0"

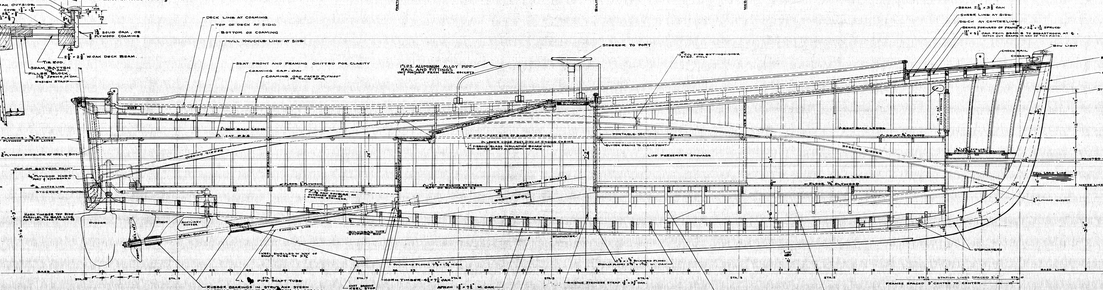
GENERAL NOTES

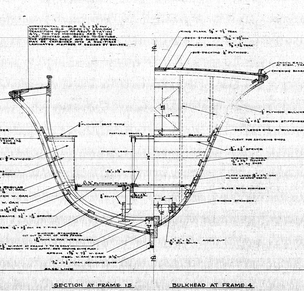
HULL FASTENING SCHEDULE



SECTION AT FRAME 44
LOOKING AFT

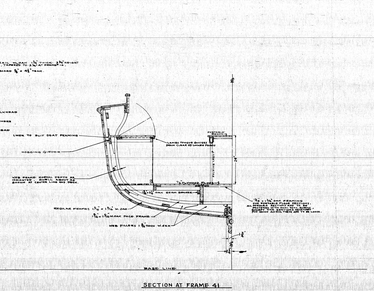
TRANSOM
LOOKING FWD.





SECTION AT FRAME 18
LOOKING FORWARD
SCALE 1"=1'0"

BULKHEAD AT FRAME 4
LOOKING FORWARD
SCALE 1"=1'0"



SECTION AT FRAME 41
LOOKING AFT
SCALE 1"=1'0"

REFERENCES		
No.	TITLE	NUMBER OF DRAWING
1	LINES & OFFSETS	383832-40-633447
2	STEERING GEAR AUTOMAINTENANCE & DETAILS	383832-40-633452
3	MACHINERY ARRANGEMENT	383832-40-633436
4	INSTALLING GEAR	383832-40-633437
5	CAULKING PLAN	383832-40-633438
6	ELECTRICAL PLANS	383832-40-633439
7		
8		

NAVY DEPARTMENT WASHINGTON, D.C.

BUREAU OF SHIPS

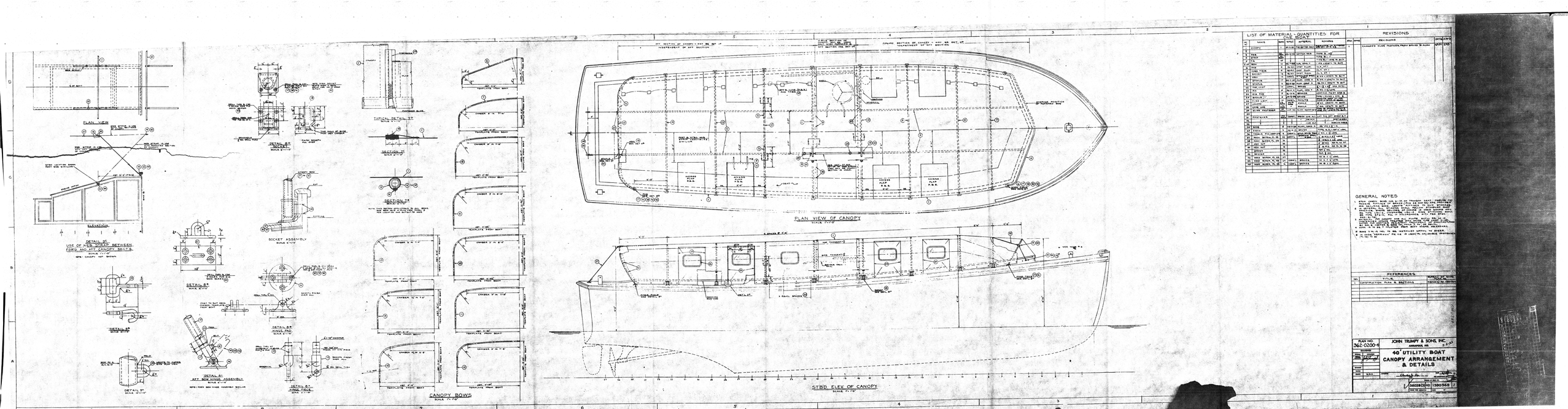
40 Foot UTILITY BOAT
CONSTRUCTION PLAN AND
GENERAL ARRANGEMENT

EXAMINED
APPROVED
APPROVED
APPROVED
APPROVED

BOAT DRAWING

S8228(0) | 40 | 11 | 653644

BUREAU OF SHIPS APPROVAL FILE
APPROVED FOR BUREAU OF SHIPS
BUREAU OF SHIPS APPROVAL FILE
SCALE 1"=1'-0" W.L.DR. SHEET 1 OF 1 SHEETS



LIST OF MATERIAL-QUANTITIES FOR ONE BOAT

NO.	NAME	QUAN.	MATERIAL	REMARKS
1	CANOPY		AS PER PATTERN NOS.	
2	BOW	1	MARINE MED.	PLATE 9-1E
3	BOW	1	MARINE MED.	PLATE 9-1F
4	BOW	1	MARINE MED.	PLATE 9-1G
5	BOW	1	MARINE MED.	PLATE 9-1H
6	BOW	1	MARINE MED.	PLATE 9-1I
7	BOW	1	MARINE MED.	PLATE 9-1J
8	SIDE RAIL	2	MARINE MED.	1¼"x 1¼"
9	SIDE RAIL	2	MARINE MED.	1¼"x 1¼"
10	SIDE RAIL	2	MARINE MED.	1¼"x 1¼"

40 FT. UTILITY BOAT
BOAT REGISTRY NO.
BUILT FOR THE UNITED STATES NAVY
ISSUED BY INSPECTING ADMINISTRATOR
BUR. SHIPS NO. S8228(3)40/1390564
CAPACITY 4 CREW 71 PASSENGERS

NAMEPLATE
SCALE: 6"=1'-0"

INSTRUCTION PLAN HOLDER
SCALE: 6"=1'-0"

SECTION 11D
SCALE: 6"=1'-0"

SECTION 10D
SCALE: 6"=1'-0"

DETAIL 11D
SCALE: 6"=1'-0"

SECTION 10D
SCALE: 6"=1'-0"

SECTION 9D
SCALE: 6"=1'-0"

SECTION 8D
SCALE: 6"=1'-0"

SECTION 9C
SCALE: 6"=1'-0"

PLAN
BRIDGE FRAMING
SCALE: 1/2"=1'-0"

ELEVATION 8D
SCALE: 1/2"=1'-0"

SECTION 9B
SCALE: 6"=1'-0"

SECTION 8A
SCALE: 6"=1'-0"

SECTION 7A
SCALE: 6"=1'-0"

BRACKET
SCALE: 6"=1'-0"

DETAIL 9A
SCALE: 6"=1'-0"

SOCKET
SCALE: 6"=1'-0"

SECTION 8A1
SCALE: 6"=1'-0"

DETAIL 8D
SCALE: 6"=1'-0"

DETAIL 8D
SCALE: 6"=1'-0"

DETAIL 8D
SCALE: 6"=1'-0"

DETAIL 8D
SCALE: 6"=1'-0"

DETAIL 6D
AFT BEACH
SCALE: 6"=1'-0"

DETAIL 6A
FWD BEACH
SCALE: 6"=1'-0"

SECTION A-A

SECTION B-B

PLAN
BATTERY BOX (1 req'd)
SCALE: 6"=1'-0"

PORTABLE BEACH - AFT (1 req'd)
FOR DETAILS NOT SHOWN SEE FWD BEACH

PORTABLE BEACHES - FWD (1 req'd)
SCALE: 6"=1'-0"

PLATE	NAME	QUAN. REQ.	MATERIAL	REMARKS
A	ADDITIONAL WT.	8	SEE LIST	AS LIST ON SHEET 1
A	ATTENUATOR	2	ALUM.	AS LIST ON SHEET 1
A	BATTERY	2		AS LIST ON SHEET 1
A	BATTERY BOX	1	ALUM.	AS LIST ON SHEET 1
A	BEACH - AFT	1	ALUM.	AS LIST ON SHEET 1
A	BEACH - FWD	1	ALUM.	AS LIST ON SHEET 1
A	BRACKET	4	ALUM.	AS LIST ON SHEET 1
A	BRIDGE DECK	1	ALUM.	AS LIST ON SHEET 1
A	BRIDGE FRAMING	1	ALUM.	AS LIST ON SHEET 1
A	CLEAT	2	ALUM.	AS LIST ON SHEET 1
A	CLEAT	2	ALUM.	AS LIST ON SHEET 1
A	DECK	1