ST. JUDE LIBERTY BOWL



1994 EAST CAROLINA UNIVERSITY PIRATE FOOTBALL

ST. JUDE LIBERTY BOWL

Offensive Standouts


Running Back
Junior Smith


Wide Reciever
Mitchell Galloway


Quarterback
Marcus Crandell


Wide Receiver
Jason Nichols

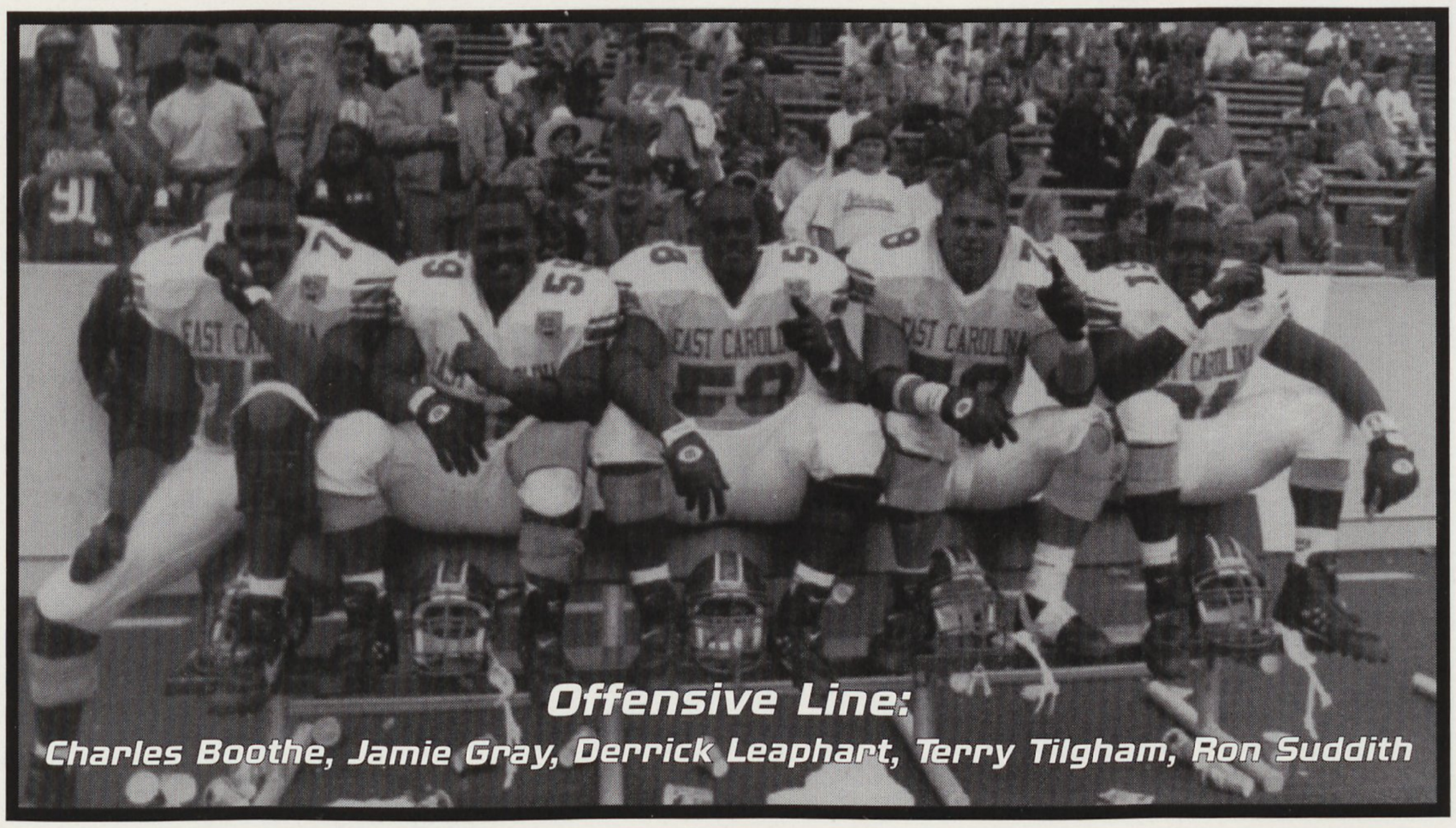
Offensive Line:
Charles Boothe, Jamie Gray, Derrick Leaphart, Terry Tilgham, Ron Suddith

Sunday, Dec. 18, 1994
8:00 p.m. — Team Meeting
Monday, Dec. 19, 1994
12:00 p.m. — Press Conference featuring Coach Logan and ECU Players
2:30 p.m. — Practice
Tuesday, Dec. 20, 1994
2:30 p.m. — Practice
Wednesday, Dec. 21, 1994
2:30 p.m. — Practice
Players leave for homes after practice
Thursday, Dec. 22, 1994
OFF DAY
Friday, Dec. 23, 1994
OFF DAY
Saturday, Dec. 24, 1994
OFF DAY
Sunday, Dec. 25, 1994
OFF DAY
Monday, Dec. 26, 1994
OFF DAY
Players return from homes to campus
Tuesday, Dec. 27, 1994
9:00 a.m. — Team Charter departs Kinston Regional Jetport
2:30 p.m. — Team Meetings/Practice
Wednesday, Dec. 28, 1994
10:45 a.m. — Team Meetings/Practice
Thursday, Dec. 29, 1994
10:45 a.m. — Team Meetings/Practice
Friday, Dec. 30, 1994
2:30 p.m. — Team Meetings/Practice
Saturday, Dec. 31, 1994
St. Jude Liberty Bowl Game - East Carolina vs. Illinois (Noon Central Time)
Return to Kinston Regional Jetport immediately after game

Team Headquarters
Adam's Mark Hotel
939 Ridge Lake Road
Memphis, TN 38120
(901) 684-6664

St. Jude Liberty Bowl Offices
3767 New Getwell
Memphis, TN 38117
(901) 795-7700

NOTE TO MEDIA

East Carolina's practices are closed following a one-hour pre-practice session. Television stations can use this time to get video. Coach Logan will be available to the media following each practice. For player interviews, set up a time through the ECU Sports Information Office. All player interviews in Memphis will be done following practice on the practice fields or at the Adam's Mark Hotel. All player interviews must be concluded by the start of practice on Dec. 29. To set up an interview with Coach Logan in Greenville, contact Joyce Stroud, Logan's secretary, at (919) 328-4568.

EAST CAROLINA CAPTAINS

Throughout the season, captains were selected by the coaching staff before each game. The season captains were voted by the squad and will serve as captains in the St. Jude Liberty Bowl. They are Junior Smith, John Krawczyk and Terry Tilghman.

EAST CAROLINA IN BOWL GAMES

The St. Jude Liberty Bowl marks the third bowl for the ECU program as a member of NCAA Division I-A. The Pirates defeated Louisiana Tech, 35-13, in the 1978 Independence Bowl and defeated N.C. State, 37-34, in the 1992 Peach Bowl. Other bowls include the 1965 Tangerine Bowl (ECU 31, Maine 0), 1964 Tangerine Bowl (ECU 14, Massachusetts 13), 1963 Eastern Bowl (ECC 27, Northeastern 6), 1954 Elks Bowl (Morris-Harvey 12, ECC 0) and 1952 Lions Bowl (Clarion 13, ECC 6).

LOGAN IN BOWL GAMES

This will be the first bowl appearance for a Steve Logan-head coached team. However, as an assistant, Logan has been to three bowl games (1985 Freedom Bowl and 1986 Bluebonnet Bowl with Colorado and 1992 Peach Bowl with ECU).

EAST CAROLINA'S UNIFORM IN THE LIBERTY BOWL

The Pirates will be the home team and will be wearing their purple jerseys and purple pants. The lettering is white and the pants have purple and gold striping on the sides. The helmets are purple with gold lettering and striping.

Football Information

Head Coach: Lou Tepper (Rutgers, '67)
Record at School: 17-17-1 (3rd season)
Career Record: 17-17-1 (3rd season)
Record vs. ECU: First meeting

Coaching Experience: 1967 Pittsburgh (graduate assistant), 1968-71 New Hampshire (running backs/linebacers/defensive coordinator), 1972-77 William & Mary (defensive coordinator/asst. head coach), 1978-82 Virginia Tech (linebackers), 1983-87 Colorado (defensive coordinator/linebackers/asst. head coach), 1988-91 Illinois (defensive coordinator/inside linebackers/asst. head coach), 1991 - Illinois (head coach).

Assistant Coaches: Denny Marcin (Miami, Ohio, '64), defensive coordinator/defensive line; Greg Landry (Massachusetts, '68), offensive coordinator/quarterbacks; Greg Colby (Illinois, '75), outside linebackers/special teams coordinator; Chris Cosh (Virginia Tech, '82), inside linebackers; Mike Deal (Indiana, '70), offensive line; Dan Martin (Denver, '73), defensive backs; Greg McMahon (Eastern Illinois, '82), receivers; Sherman Smith (Miami, Ohio, '76), running backs/tight ends.

Offensive Starters: Ken Dilger (TE, 6-5, 246, Sr., 41 catches for 547 yards, 5 TD), Ken Blackman (LT, 6-6, 297, Jr.), Derek Allen (LG, 6-3, 287, Sr.), Chris Koerwitz (C, 6-2, 296, So.), Jonathan Kerr (RG, 6-3, 297, Sr.), Mike Suarez (RT, 6-5, 285, Sr.), Jasper Strong (SE, 6-1, 180, Sr., 39 catches for 679 yards, 2 TD), Johnny Johnson (QB, 6-1, 208, Jr., 180 of 303, 2245 yards, 15 TD, 6 INT), Ty Douthard (RB, 6-1, 206, So., 166 carries for 713 yards, 9 TD), Rodney Byrd (RB, 6-2, 229, So., 1 carry for 4 yards).

Defensive Starters: Simeon Rice (RLB, 6-5, 243, Jr., 52 tackles, 16 sacks), Jason Edwards (DT, 6-6, 263, Sr., 38 tackles), Paul Marshall (NG, 6-3, 254, So., 44 tackles), Chad Copher (DT, 6-7, 262, Sr., 54 tackles), Dana Howard (ELB, 6-0, 236, Sr., 141 tackles), John Holecek (ILB, 6-2, 229, Sr., 92 tackles), Kevin Hardy (DLB, 6-4, 239, Jr., 69 tackles), Scott Turner (ECB, 5-9, 178, Sr., 45 tackles), Tyrone Washington (SS, 5-11, 187, Jr., 84 tackles), Antwoine Patton (FS, 5-11, 197, Jr., 82 tackles), Robert Crumpton (DCB, 6-1, 191, Sr., 37 tackles).

Special Teams Starters: Brett Larsen (P, 5-10, 204, Jr., 61 attempts, 40.9 avg.), Chris Richardson (FG/PAT, 6-4, 270, Sr., 31-32 PAT, 12-16 FG, 67 points), Martin Jones (RS, 6-0, 176, So., 23 punt returns for 7.6 avg., 5 kick returns for 17.4 avg.).

1994 Record: 6-5

Series Information

Series Record: Illinois leads, 2-0
In Greenville: 0-0
In Champaign: Illinois leads, 2-0
Last Meeting: Aug. 31, 1991 at Champaign (UI, 38-31)
First Meeting: Sept. 19, 1987 at Champaign (UI, 20-10)

General Information

Location: Champaign, Ill.
Chancellor: Dr. Michael Aiken
Athletics Director: Ron Guenther
Phone Number: (217) 333-3631
Enrollment: 36,000
Colors: Orange and Blue
Nickname: Fighting Illini
Conference: Big 10
Stadium: Memorial Stadium (69,000)
Surface: AstroTurf

Sports Information

SID Mailing Address: Sports Information Office, 1817 South Neil Street, Suite 201, University of Illinois, Champaign, IL 61820 (also for overnight deliveries)
Sports Information Director: Mike Pearson
Office Phone: (217) 333-1391
Home Phone: (217) 344-5355
Assistant SID: Dick Barnes
Home Phone: (217) 384-8113
Assistant SID: Kent Brown
Home Phone: (217) 384-6486
Assistant SID: Dave Johnson
Home Phone: (217) 352-2477
SID Secretary: Janice Revell
Fax Machine Phone: (217) 333-5540

1994 Results (6-5)

Sept. 1	Washington State (at Chicago) (L, 9-10)
Sept. 10	MISSOURI (W, 42-0)
Sept. 17	NORTHERN ILLINOIS (W, 34-10)
Oct. 1	*PURDUE (L, 16-22)
Oct. 8	*at Ohio State (W, 24-10)
Oct. 15	*IOWA (W, 47-7)
Oct. 22	*MICHIGAN (L, 14-19)
Oct. 29	*at Northwestern (W, 28-7)
Nov. 5	*at Minnesota (W, 21-17)
Nov. 12	*PENN STATE (L, 31-35)
Nov. 19	*at Wisconsin (L, 13-19)

* - Big 10 Game

1994 ECU Alphabetical Roster

No.	Name	Pos.	Ht.	Wt.	Class	Elig.	Hometown (Last School Attended)
25	Derrek Batson	HB	5-11	188	Jr-2L	2-2	Miami, Fla. (Killian HS)
14	Brian Bentley	DB	6-3	190	Fr-HS	5-4	Huntington, N.Y. (HS)
94	Aaron Black	LB	6-4	255	Jr-JC	3-2	Primghar, Iowa (Waldorf College)
52	Steven Blanchard	OL	6-3	246	Fr-HS	5-4	Linden, N.C. (Pine Forest HS)
31	Eric Blanton	RB	5-9	200	Jr-1L	2-2	Warwick, N.Y. (Warwick Valley HS)
7	Nelson Bonilla	SAF	5-10	190	So-TR	3-3	South River, N.J. (Wake Forest University)
77	Charles Boothe	OT	6-7	284	Jr-1L	2-2	Ft. Lauderdale, Fla. (Anderson HS)
91	Willie Brookins	DE	6-2	240	Sr-1L	2-1	West Palm Beach, Fla. (NE Oklahoma A&M)
53	Carlos Brown	LB	6-1	230	So-1L	4-3	Elizabeth City, N.C. (Northeastern HS)
39	Marvin Burke	LB	6-1	237	So-1L	4-3	Jacksonville, Fla. (Raines HS)
70	Lamont Burns	OG	6-5	252	So-1L	3-3	Greensboro, N.C. (Page HS)
51	Josh Campbell	OL	6-2	260	Fr-HS	5-4	McLeansville, N.C. (East Guilford HS)
26	Ryan Carr	RB	5-11	180	Fr-HS	5-4	Roanoke Rapids, N.C. (HS)
51	Ken Carroll	OT	6-7	298	Sr-3L	1-1	Levittown, Pa. (Bishop Egan HS)
60	Derek Cernak	OG	5-11	226	Fr-HS	5-4	Clemmons, N.C. (West Forsyth HS)
71	Brian Cieslinski	DL	6-1	270	Fr-HS	5-4	Roanoke Rapids, N.C. (Halifax Academy)
56	Alphonso Collins	LB	6-3	251	Fr-HS	5-4	Thompson, Ga. (HS)
64	George Coltharp	OL	5-11	283	Fr-HS	5-4	Fayetteville, N.C. (Westover HS)
13	Hank Cooper	SAF	6-0	186	Jr-2L	2-2	Smyrna, Ga. (Campbell HS)
54	Dealton Cotton	OG	6-1	275	Sr-3L	1-1	Norfolk, Va. (Granby HS)
27	Edward Crabtree	P	5-11	198	So-SQ	3-3	Dunn, N.C. (Triton HS)
5	Marcus Crandell	QB	6-0	198	So-1L	3-3	Robersonville, N.C. (Roanoke HS)
33	B.J. Crane	LB	6-1	229	So-1L	4-3	College Park, Ga. (Lovett HS)
17	David Crumbie	CB	5-10	174	Jr-1L	2-2	Tallahassee, Fla. (Lincoln HS)
8	John Dilday	RB	5-11	178	Fr-HS	5-4	Cary, N.C. (HS)
20	Linwood DeBrew	WR	5-11	173	Fr-RS	4-4	Newport News, Va. (Ferguson HS)
92	Gabe Dough	LB	6-4	195	Fr-HS	5-4	Manteo, N.C. (HS)
75	Andy Dulioki	OG	6-3	268	Fr-RS	4-4	Orlando, Fla. (Winter Park HS)
7	Morris Foreman	LB	6-1	224	Jr-2L	3-2	Farmville, N.C. (HS/Fork Union)
28	Ben Fossey	WR	6-1	173	Jr-JC	3-2	Denver, Iowa (Waldorf College)
82	Mitchell Galloway	WR	5-10	159	So-1L	3-3	Bennettsville, S.C. (Marlboro HS)
73	Jake Gilray	OG	6-4	265	So-1L	3-3	Sarasota, Fla. (HS)
95	Eric Glover	DL	6-4	246	Fr-HS	5-4	Siler City, N.C. (Jordan Matthews HS)
9	Dan Gonzalez	QB	6-3	205	Fr-RS	4-4	Neptune, N.J. (HS)
84	Leonard Graham	LB	6-1	224	Sr-3L	1-1	Miami, Fla. (HS)
59	Jamie Gray	OG	6-2	293	So-SQ	3-3	Phoenixville, Pa. (HS)
66	Jeff Griffin	DE	6-7	237	So-SQ	3-3	Anderson, S.C. (Crescent HS)
6	E.J. Gunthrope	SAF	6-2	212	So-1L	3-3	Winston-Salem, N.C. (Parkland HS)
39	James Hannon	RB	5-11	198	Fr-HS	5-4	Annandale, Va. (Air Force Academy)
44	Scott Harley	RB	5-10	203	Fr-HS	5-4	Neptune, N.J. (HS)
22	Daren Hart	SAF	5-10	192	So-1L	3-3	Winston-Salem, N.C. (Carver HS)
21	David Hart	CB	5-10	185	So-1L	3-3	Winston-Salem, N.C. (Carver HS)
30	Dwight Henry	SAF	5-11	175	So-1L	4-3	Ft. Lauderdale, Fla. (Plantation HS)
8	Chris Hester	QB	6-3	205	So-1L	3-3	Loganville, Ga. (Rockdale County HS)
70	Joe Hilton	OL	6-3	277	Fr-RS	4-4	Durham, N.C. (Jordan HS)
83	Craig Hodges	RB	6-1	205	Fr-HS	5-4	Rockersville, Va. (Monroe HS)
65	Scott Hoffman	OL	6-0	247	Fr-HS	5-4	Raleigh, N.C. (Sanderson HS)
24	Chad Holcomb	PK	6-2	160	So-1L	4-3	Smyrna, Ga. (Campbell HS)
19	Ken Holder	DB	5-10	169	Fr-RS	4-4	Lutz, Fla. (Morehead State University)
33	Chuck Ingram	RB	6-0	185	Sr-SQ	1-1	Greensboro, N.C. (Chowan College)
19	Daryl Jones	RB	5-10	199	Fr-HS	5-4	Rockledge, Fla. (HS)
99	Kevin Jorgenson	NG	6-0	255	Fr-RS	4-4	Garner, N.C. (HS)
57	John Krawczyk	DT	6-3	275	Sr-1L	2-1	Oglesby, Ill. (Illinois Valley CC)
42	Bernard Lackey	RB	5-11	184	Fr-HS	5-4	Conyers, Ga. (Rockdale HS)
58	Derrick Leaphart	C	6-2	290	Sr-3L	1-1	Decatur, Ga. (SW DeKalb HS)
10	Matt Levine	P	5-9	195	Fr-HS	5-4	North Potomac, Md. (Wootton HS)
81	Mark Libiano	LB	6-3	235	Jr-2L	3-2	Easton, Pa. (HS)

1994 ECU Alphabetical Roster

No.	Name	Pos.	Ht.	Wt.	Class	Elig.	Hometown (Last School Attended)
83	Dwight Linville	TE	6-2	240	Jr-2L	2-2	Winston-Salem, N.C. (North Forsyth HS)
87	Raymond Mabry	RB	5-7	172	Fr-HS	5-4	Grifton, N.C. (West Craven HS)
2	Perez Mattison	WR	6-1	185	So-1L	4-3	Anderson, S.C. (Westside HS)
46	Adrian Moore	RB	5-5	185	Fr-RS	4-4	Creedmoor, N.C. (Garner HS)
50	Danny Moore	C	6-5	265	Fr-HS	5-4	Grifton, N.C. (Ayden-Grifton HS)
74	Mark McCall	OT	6-5	275	So-SQ	3-3	Rochelle, Ga. (Wilcox County HS)
3	Emmanuel McDaniel	CB	5-10	167	Jr-2L	2-2	Jonesboro, Ga. (HS)
38	Deeone McKeithan	DB	6-3	184	Fr-HS	5-4	Perth Amboy, N.J. (HS)
23	Jerris McPhail	RB	6-0	198	Jr-1L	2-2	Clinton, N.C. (Mt. Olive College/Clinton HS)
67	Shane McPherson	OT	6-3	280	So-1L	4-3	Cartersville, Ga. (HS)
68	Brian Nagy	OT	6-6	277	Fr-RS	4-4	Orlando, Fla. (Winter Park HS)
86	Travis Newkirk	WR	5-7	147	Fr-HS	5-4	Durham, N.C. (Riverside HS)
1	Jason Nichols	WR	5-11	171	Fr-RS	4-4	Norcorss, Ga. (Meadowcreek HS)
34	John Peacock	RB	6-0	208	Fr-RS	4-4	Venice, Fla. (Cardinal Mooney HS)
48	Bruce Pearson	SAF	6-1	202	Jr-1L	2-2	Goldsboro, N.C. (HS)
89	Kendrick Phillips	WR	6-3	202	Fr-HS	5-4	Fayetteville, N.C. (Westover HS)
79	Trey Pittman	DS	6-2	265	Fr-HS	5-4	Hookerton, N.C. (Greene Central HS)
90	Scott Richards	TE	6-5	241	So-1L	3-3	North Augusta, S.C. (HS)
88	Sean Richardson	TE	6-5	232	So-SQ	3-3	Durham, N.C. (Northern Durham HS)
1	Chris Rickard	DB	5-7	173	Jr-JC	3-2	Webster Heights, N.Y. (Monroe CC)
62	Brad Royal	OL	6-4	264	Fr-HS	5-4	Jamestown, N.C. (Southwest Guilford HS)
40	Daniel Russ	DE	6-4	235	So-SQ	3-3	Shallotte, N.C. (West Brunswick HS)
17	Brad Salin	DT	6-0	185	Fr-HS	5-4	Raleigh, N.C. (Millbrook HS)
69	Roberto Santiago	DL	6-2	320	Fr-HS	5-4	Hackensack, N.J. (HS)
96	Walter Scott	DT	6-3	270	Jr-2L	2-2	Trenton, S.C. (Strom Thurmond HS)
85	Mike Sellers	WR	6-3	185	Fr-HS	5-4	Covington, Ga. (Newton County HS)
49	Matt Semenza	LB	6-3	213	Fr-HS	5-4	Haslet, N.J. (Raritan HS)
32	Shep Sepaniak	LB	6-2	235	Fr-HS	5-4	Brookside, N.J. (West Morris HS)
80	Larry Shannon	WR	6-6	200	Fr-RS	4-4	Starke, Fla. (Bradford HS)
71	Mike Sheehan	DL	6-6	316	Fr-HS	5-4	Closter, N.Y. (Northern Valley Regional HS)
55	Jason Shell	DS	5-11	208	Fr-HS	5-4	China Grove, N.C. (South Rowan HS)
12	Jermaine Smith	DE	6-3	217	Jr-JC	3-2	Eden, N.C. (NE Oklahoma A&M)
35	Junior Smith	RB	5-6	180	Sr-3L	2-1	Fayetteville, N.C. (E.E. Smith HS)
93	Brandon Stevens	LB	6-4	235	Jr-TR	3-2	Whiteville, N.C. (Catawba College)
98	Eric Styron	LB	6-1	210	Fr-HS	5-4	Suffolk, Va. (Lakeland HS)
61	Ron Suddith	OT	6-2	297	So-1L	3-3	Miami, Fla. (Palmetto Senior HS)
26	Kelvin Suggs	DB	6-2	169	Fr-HS	5-4	Kinston, N.C. (HS)
37	Andree Taylor	CB	5-9	172	So-SQ	3-3	New Castle, Del. (Penn HS)
41	Tavares Taylor	DB	6-3	182	Fr-HS	5-4	Fayetteville, N.C. (Westover HS)
78	Terry Tilghman	OG	6-6	276	Sr-3L	1-1	Mesquite, Texas (HS)
15	Ernest Tinnen	QB	6-1	203	Fr-HS	5-4	Burlington, N.C. (Cummings HS)
46	Tabari Wallace	CB	5-11	169	Fr-RS	4-4	New Bern, N.C. (HS)
76	Ed Watkins	DL	6-4	260	So-TR	3-3	Midlothian, Va. (Concord College)
45	Lorenzo West	DT	6-3	243	Fr-RS	4-4	Atlanta, Ga. (Decatur HS)
72	Rod West	DL	6-2	238	Fr-HS	5-4	Graham, N.C. (HS)
63	Kevin Wiggins	C	6-2	264	Jr-SQ	2-2	Pink Hill, N.C. (South Lenoir HS)
11	Allen Williams	WR	6-1	205	So-1L	3-3	Rock Hill, S.C. (Northwestern HS)
47	Brian Williams	SN	6-4	230	So-1L	3-3	Garner, N.C. (HS)
4	Damon Wilson	RB	6-0	217	Sr-3L	1-1	Jacksonville, Fla. (Ribault HS)
13	Jacob Zonn	QB	6-1	194	Fr-HS	5-4	Greenville, N.C. (Rose HS)

1994 ECU Numerical Roster

No.	Name	Pos.	Ht.	Wt.	Class	Elig.	Hometown (Last School Attended)
1	Jason Nichols	WR	5-11	171	Fr-RS	4-4	Norcross, Ga. (Meadowcreek HS)
1*	Chris Rickard	DB	5-7	173	Jr-JC	3-2	Webster Heights, N.Y. (Monroe CC)
2	Perez Mattison	QB	6-1	185	So-1L	4-3	Anderson, S.C. (Westside HS)
3	Emmanuel McDaniel	CB	5-10	167	Jr-2L	2-2	Jonesboro, Ga. (HS)
4	Damon Wilson	RB	6-0	217	Sr-3L	1-1	Jacksonville, Fla. (Ribault HS)
5	Marcus Crandell	QB	6-0	198	So-1L	3-3	Robersonville, N.C. (Roanoke HS)
6	E.J. Gunthrope	SAF	6-2	212	So-1L	3-3	Winston-Salem, N.C. (Parkland HS)
7	Morris Foreman	LB	6-1	224	Jr-2L	3-2	Farmville, N.C. (HS/Fork Union)
7*	Nelson Bonilla	SAF	5-10	190	So-TR	3-3	South River, N.J. (Wake Forest University)
8	Chris Hester	QB	6-3	205	So-1L	3-3	Loganville, Ga. (Rockdale County HS)
8*	John Dilday	RB	5-11	178	Fr-HS	5-4	Cary, N.C. (HS)
9	Dan Gonzalez	QB	6-3	205	Fr-RS	4-4	Neptune, N.J. (HS)
10	Matt Levine	P	5-9	195	Fr-HS	5-4	North Potomac, Md. (Wootton HS)
11	Allen Williams	WR	6-1	205	So-1L	3-3	Rock Hill, S.C. (Northwestern HS)
12	Jermaine Smith	DE	6-3	217	Jr-JC	3-2	Eden, N.C. (NE Oklahoma A&M)
13	Hank Cooper	SAF	6-0	186	Jr-2L	2-2	Smyrna, Ga. (Campbell HS)
13*	Jacob Zonn	QB	6-1	194	Fr-HS	5-4	Greenville, N.C. (Rose HS)
14	Brian Bentley	DB	6-3	190	Fr-HS	5-4	Huntington, N.Y. (HS)
15	Ernest Tinnen	QB	6-1	203	Fr-HS	5-4	Burlington, N.C. (Cummings HS)
17	David Crumbie	CB	5-10	174	Jr-1L	2-2	Tallahassee, Fla. (Lincoln HS)
17*	Brad Salin	DT	6-0	185	Fr-HS	5-4	Raleigh, N.C. (Millbrook HS)
19	Ken Holder	DB	5-10	169	Fr-RS	4-4	Lutz, Fla. (Morehead State University)
19*	Daryl Jones	RB	5-10	199	Fr-HS	5-4	Rockledge, Fla. (HS)
20	Linwood DeBrew	WR	5-11	173	Fr-RS	4-4	Newport News, Va. (Ferguson HS)
21	David Hart	CB	5-10	185	So-1L	3-3	Winston-Salem, N.C. (Carver HS)
22	Daren Hart	SAF	5-10	192	So-1L	3-3	Winston-Salem, N.C. (Carver HS)
23	Jerris McPhail	RB	6-0	198	Jr-1L	2-2	Clinton, N.C. (Mt. Olive College/Clinton HS)
24	Chad Holcomb	PK	6-2	160	So-1L	4-3	Smyrna, Ga. (Campbell HS)
25	Derrek Batson	HB	5-11	188	Jr-2L	2-2	Miami, Fla. (Killian HS)
26	Kelvin Suggs	DB	6-2	169	Fr-HS	5-4	Kinston, N.C. (HS)
26*	Ryan Carr	RB	5-11	180	Fr-HS	5-4	Roanoke Rapids, N.C. (HS)
27	Ed Crabtree	P	5-11	198	So-SQ	4-3	Dunn, N.C. (Triton HS)
28	Ben Fossey	WR	6-1	173	Jr-JC	3-2	Denver, Iowa (Waldorf College)
30	Dwight Henry	SAF	5-11	175	So-1L	4-3	Ft. Lauderdale, Fla. (Plantation HS)
31	Eric Blanton	RB	5-9	200	Jr-1L	2-2	Warwick, N.Y. (Warwick Valley HS)
32	Shep Sepaniak	LB	6-2	235	Fr-HS	5-4	Brookside, N.J. (West Morris HS)
33	B.J. Crane	LB	6-1	229	So-1L	4-3	College Park, Ga. (Lovett HS)
33*	Chuck Ingram	RB	6-0	185	Sr-SQ	1-1	Greensboro, N.C. (Chowan College)
34	John Peacock	RB	6-0	208	Fr-RS	4-4	Venice, Fla. (Cardinal Mooney HS)
35	Junior Smith	RB	5-6	180	Sr-3L	2-1	Fayetteville, N.C. (E.E. Smith HS)
37	Andree Taylor	CB	5-9	172	So-SQ	4-3	New Castle, Del. (Penn HS)
38	Deeone McKeithan	DB	6-3	184	Fr-HS	5-4	Perth Amboy, N.J. (HS)
39	Marvin Burke	LB	6-1	237	So-1L	4-3	Jacksonville, Fla. (Raines HS)
39*	James Hannon	RB	5-11	198	Fr-HS	5-4	Annandale, Va. (Air Force Academy)
40	Daniel Russ	DE	6-4	235	So-SQ	3-3	Shallotte, N.C. (West Brunswick HS)
41	Tavares Taylor	DB	6-3	182	Fr-HS	5-4	Fayetteville, N.C. (Westover HS)
42	Bernard Lackey	RB	5-11	184	Fr-HS	5-4	Conyers, Ga. (Rockdale HS)
44	Scott Harley	RB	5-10	203	Fr-HS	5-4	Neptune, N.J. (HS)
45	Lorenzo West	DT	6-3	243	Fr-RS	4-4	Atlanta, Ga. (Decatur HS)
46	Tabari Wallace	CB	5-11	169	Fr-RS	4-4	New Bern, N.C. (HS)
46*	Adrian Moore	RB	5-5	185	Fr-RS	4-4	Creedmoor, N.C. (Garner HS)
47	Brian Williams	SN	6-4	230	So-1L	3-3	Garner, N.C. (HS)
48	Bruce Pearson	SAF	6-1	202	Jr-1L	2-2	Goldsboro, N.C. (HS)
49	Matt Semenza	LB	6-3	213	Fr-HS	5-4	Haslet, N.J. (Raritan HS)
50	Danny Moore	C	6-5	265	Fr-HS	5-4	Grifton, N.C. (Ayden-Grifton HS)
51	Ken Carroll	OT	6-7	298	Sr-3L	1-1	Levittown, Pa. (Bishop Egan HS)
51*	Josh Campbell	OL	6-2	260	Fr-HS	5-4	McLeansville, N.C. (East Guilford HS)
52	Steven Blanchard	OL	6-3	246	Fr-HS	5-4	Linden, N.C. (Pine Forest HS)

1994 ECU Numerical Roster

No.	Name	Pos.	Ht.	Wt.	Class	Elig.	Hometown (Last School Attended)
53	Carlos Brown	LB	6-1	230	So-1L	4-3	Elizabeth City, N.C. (Northeastern HS)
54	Dealton Cotton	DT	6-1	275	Sr-3L	1-1	Norfolk, Va. (Granby HS)
55	Jason Shell	DS	5-11	208	Fr-HS	5-4	China Grove, N.C. (South Rowan HS)
56	Alphonso Collins	LB	6-3	251	Fr-HS	5-4	Thompson, Ga. (HS)
57	John Krawczyk	DT	6-3	275	Sr-1L	2-1	Oglesby, Ill. (Illinois Valley CC)
58	Derrick Leaphart	C	6-2	290	Sr-3L	1-1	Decatur, Ga. (SW DeKalb HS)
59	Jamie Gray	OG	6-2	293	So-SQ	3-3	Phoenixville, Pa. (HS)
60	Derrek Cernak	OG	5-11	226	Fr-HS	5-4	Clemmons, N.C. (W. Forsyth HS)
61	Ron Suddith	OT	6-2	297	So-1L	3-3	Miami, Fla. (Palmetto Senior HS)
62	Brad Royal	OL	6-4	264	Fr-HS	5-4	Jamestown, N.C. (SW Guilford HS)
63	Kevin Wiggins	C	6-2	264	Jr-SQ	2-2	Pink Hill, N.C. (South Lenoir HS)
64	George Coltharp	OL	5-11	283	Fr-HS	5-4	Fayetteville, N.C. (Westover HS)
65	Scott Hoffman	OL	6-0	247	Fr-HS	5-4	Raleigh, N.C. (Sanderson HS)
66	Jeff Griffin	DE	6-7	237	So-SQ	3-3	Anderson, S.C. (Crescent HS)
67	Shane McPherson	OT	6-3	280	So-1L	4-3	Cartersville, Ga. (HS)
68	Brian Nagy	OT	6-6	277	Fr-RS	4-4	Orlando, Fla. (Winter Park HS)
69	Roberto Santiago	DL	6-2	320	Fr-HS	5-4	Hackensack, N.J. (HS)
70	Lamont Burns	OG	6-5	252	So-1L	3-3	Greensboro, N.C. (Page HS)
70*	Joe Hilton	OL	6-3	277	Fr-RS	4-4	Durham, N.C. (Jordan HS)
71	Mike Sheehan	DL	6-6	316	Fr-HS	5-4	Closter, N.Y. (Northern Valley Regional HS)
71*	Brian Cieslinski	DL	6-1	270	Fr-HS	5-4	Roanoke Rapids, N.C. (Halifax Academy)
72	Rod West	DL	6-2	238	Fr-HS	5-4	Graham, N.C. (HS)
73	Jake Gilray	OG	6-4	265	So-1L	3-3	Sarasota, Fla. (HS)
74	Mark McCall	OT	6-5	275	So-SQ	3-3	Rochelle, Ga. (Wilcox County HS)
75	Andy Dulioki	OG	6-3	268	Fr-RS	4-4	Orlando, Fla. (Winter Park HS)
76	Ed Watkins	DL	6-4	260	So-TR	3-3	Midlothian, Va. (Concord College)
77	Charles Boothe	OT	6-7	284	Jr-1L	2-2	Ft. Lauderdale, Fla. (Anderson HS)
78	Terry Tilghman	OG	6-6	276	Sr-3L	1-1	Mesquite, Texas (HS)
79	Trey Pittman	DS	6-2	265	Fr-HS	5-4	Hookerton, N.C. (Greene Central HS)
80	Larry Shannon	WR	6-6	200	Fr-RS	4-4	Starke, Fla. (Bradford HS)
81	Mark Libiano	LB	6-3	235	Jr-2L	3-2	Easton, Pa. (HS)
82	Mitchell Galloway	WR	5-10	159	So-1L	3-3	Bennettsville, S.C. (Marlboro HS)
83	Dwight Linville	TE	6-2	240	Jr-2L	2-2	Winston-Salem, N.C. (North Forsyth HS)
83*	Craig Hodges	RB	6-1	205	Fr-HS	5-4	Rockersville, Va. (Monroe HS)
84	Leonard Graham	LB	6-1	224	Sr-3L	1-1	Miami, Fla. (HS)
85	Mike Sellers	WR	6-3	185	Fr-HS	5-4	Covington, Ga. (Newton County HS)
86	Travis Newkirk	WR	5-7	147	Fr-HS	5-4	Durham, N.C. (Riverside HS)
87	Raymond Mabry	RB	5-7	172	Fr-HS	5-4	Grifton, N.C. (West Craven HS)
88	Sean Richardson	TE	6-5	232	So-SQ	3-3	Durham, N.C. (Northern Durham HS)
89	Kendrick Phillips	WR	6-3	202	Fr-HS	5-4	Fayetteville, N.C. ()Westover HS)
90	Scott Richards	TE	6-5	241	So-1L	3-3	North Augusta, S.C. (HS)
91	Willie Brookins	DE	6-2	240	Sr-1L	2-1	West Palm Beach, Fla. (NE Oklahoma A&M)
92	Gabe Dough	LB	6-4	195	Fr-HS	5-4	Manteo, N.C. (HS)
93	Brandon Stevens	LB	6-4	235	Jr-TR	3-2	Whiteville, N.C. (Catawba College)
94	Aaron Black	LB	6-4	255	Jr-JC	3-2	Primghar, Iowa (Waldorf College)
95	Eric Glover	DL	6-4	246	Fr-HS	5-4	Siler City, N.C. (Jordan Matthews HS)
96	Walter Scott	DT	6-3	270	Jr-2L	2-2	Trenton, S.C. (Strom Thurmond HS)
98	Eric Styron	LB	6-1	210	Fr-HS	5-4	Suffolk, Va. (Lakeland HS)
99	Kevin Jorgenson	DT	6-0	255	Fr-RS	4-4	Garner, N.C. (HS)

* - indicates duplicate numbers; not likely to play

OFFENSE

Quarterback

Sophomore Marcus Crandell had one of the best seasons for any ECU quarterback in history. The Robersonville, N.C. native, completed 230 of 401 passes for 2,687 yards with 21 touchdowns and 15 interceptions. Crandell has also exhibited a skill for rushing the football, gaining 96 yards on 71 carries and a touchdown. His forte is the short passing game, working the receivers and running backs on short routes. The Pirate offense is very multiple and Crandell has shown he can handle the many formations the Pirates line up in. If there is any weakness for Crandell, it is throwing long, where he has, at times, overthrown open receivers. Crandell is definitely the leader of the offense and has handled his role well. Redshirt freshman Dan Gonzalez is the back-up quarterback and has seen action in only two games.

Running Backs

The biggest name at this position is the shortest player on the field - senior Junior Smith. The Fayetteville, N.C. native, has broken school marks for single-game, season and career rushing yards. This season, Smith rushed for 1,204 yards on 226 carries and nine touchdowns. Despite being only 5-6, 180 pounds, Smith is strong (370 pound bench press) and quick (4.43 in the 40 yard dash). During his career, Smith has 3,672 rushing yards. Sixteen times in his career, Smith has rushed for over 100 yards in a game, including an ECU record 282 yards on 31 carries against Tulsa in 1993.

Senior Damon Wilson starts at fullback, when the Pirates use one. Usually, it is in short-yardage and blocking situations. The Jacksonville, Fla. native, has only 18 carries this season (for 36 yards) and has caught six passes for 21 yards. Wilson is the senior leader on this squad.

Jerris McPhail backs up Smith at running back and John Peacock spells Wilson at fullback. McPhail, a junior from Clinton, N.C., is the heir apparant to Smith's role. He has tremendous speed and talent, and coaches have worked on ways to get the ball to McPhail more often. He led the team in receptions (34) during the 1993 season. Peacock, only a redshirt freshman, has only 10 carries this season, but is a fine blocker.

Wide Receivers & Tight Ends

Nine different wide receivers and tight ends caught passes this season, with two leading the pack. Redshirt freshman Jason Nichols led the team in receptions with 42 while sophomore Mitchell Galloway, playing in 9 games, caught 36 passes. Galloway sprained a knee against Auburn and missed the last two games.

Both run well after the catch, especially Galloway, who averaged 15.7 yards per reception in 1994. Galloway also returned kickoffs during the season, averaging 20.9 yards per return. Coaches like Nichols' natural skills, speed and hands.

Redshirt freshman Larry Shannon and sophomore Allen Williams have seen most of the reserve playing time behind Nichols and Galloway. Shannon, at 6-6, is a big target. He also has the best vertical leap on the team. Several times during the 1994 season Shannon has caught passes by outleaping the defender. Shannon had 17 catches this season, including a team-high 6 for touchdowns.

Williams has good hands and is especially adept at catching the long ball. He averaged 14.6 yards per catch on 21 grabs.

Junior Derrek Batson has also seen a large amount of playing time, especially in the halfback spot. The Miami, Fla. native, had 15 catches for 165 yards in 1994. Redshirt freshman Linwood DeBrew started the first four games before injuring a neck muscle against South Carolina. DeBrew came back for the last two games. He caught 10 passes for 124 yards this season.

Sophomore Perez Mattison was to have redshirted this season at quarterback. However, the Anderson, S.C. native, asked to play wide receiver in the last two games, but has no catches this season.

Offensive Line

This group allowed only nine quarterback sacks in 1994 and has been a valuable commodity for the Pirate offense. The line has also been held mostly intact during the season.

Terry Tilghman (10 at right guard, 1 at center), Ron Suddith (11 at right tackle), Jamie Gray (11 at left guard), Kevin Wiggins (7 at center) and Charles Boothe (3 at left tackle) will start in the St. Jude Liberty Bowl.

Tilghman, a senior leader, has good feet and technique. He has recouped well after suffering a season-ending shoulder injury in the third game of the 1993 season. He has also had surgery before on both knees.

Suddith, only a sophomore, is a keeper. Coaches feel he will go down as one of the best in school history when his career is over. The Miami, Fla. native, is an outstanding pass blocker. He has allowed just one sack in two seasons.

Gray, another sophomore, is steady at left guard while Wiggins and Boothe, both juniors have quick off the ball, especially for their size.

Seniors Ken Carroll and Derrick Leaphart will also see valuable playing time.

DEFENSE

Defensive Line

The interior defensive line for East Carolina has been one of the main differences in the success of 1994 and the problems of 1993.

The core of junior Walter Scott, senior John Krawczyk and sophomore Lorenzo West have been a solid nucleus for the entire season. Krawczyk and West have started every game this season, while a knee injury kept Scott from starting three games in the middle of the season.

Krawczyk is one of the strongest players on the squad, bench pressing 415 pounds. He had 63 tackles this season, with 3.5 coming behind the line of scrimmage.

Scott had 26 tackles in nine games, but was able to give the Pirates a tremendous pass rush. West was second on the squad in quarterback pressures (18) and had 51 tackles. The sophomore is somewhat undersized for his position (6-3, 243), but makes up for it in speed and agility.

Senior Dealton Cotton and true freshman Alphonso Collins see most of the backup duty on the defensive line. Cotton redshirted last season on the offensvie line, and has been a valuable reserve this season on the defensive line. He started three games for the injured Scott, and had 21 tackles during the season.

Collins has been a valuable reserve on the defensive line and on special teams. He has also seen playing time at outside linebacker.

Outside Linebackers

The Pirates have an outstanding pair of outside linebackers in senior Willie Brookins and junior Morris Foreman. Both are very athletic and could be playing Sunday afternoons in the future.

Brookins, a junior college transfer who came to ECU before last season, played in only 7 games this year due to a knee injury. In those games, Brookins had 33 tackles, of which 6.5 came behind the line of scrimmage. He also had a team-best 22 quarterback pressures.

Brookins has tremendous speed and strength for the position, and is an outstanding pass rush specialist.

Foreman came to ECU as a defensive back, but has added some size for the outside linebacker position. At 6-1, 224, Foreman is still small for the spot, but has tremendous quickness and a nose for the football. He was in on eight turnovers (3 forced fumbles, 3 recovered fumbles and two interceptions) this season and 72 tackles, including 7 for losses.

Daniel Russ, a sophomore, played a huge role in the Pirate defense, backing up Brookins. He also started in four games, with Brookins' injury, and did an admirable job. The Shallotte, N.C. native, had 38 tackles on the season with 17 quarterback pressures, third on the team.

Leonard Graham, one of only four seniors on the defense, backs up Foreman at an outside linebacker position.

Inside Linebackers

ECU's two inside linebackers - Mark Libiano and B.J. Crane - lead the team in tackles.

Libiano, a junior from Easton, Pa., has 135 total stops, including 13 behind the line of scrimmage. He is a dependable run-stopper and a leader on the defensive side of the ball.

Crane, a sophomore from College Park, Ga., is the vocal leader of the defense. He started in six games (first four and last two) and had 79 total tackles, with eight behind the line of scrimmage.

Marvin Burke, who started five games at inside linebacker, spells Crane. Burke finished with 47 total tackles in nine games.

Carlos Brown and Aaron Black also play a reserve role at inside linebacker.

Defensive Backs

One of the biggest improvements on the Pirate football squad has been turned in by the secondary. ECU finished 19th in the nation in pass efficiency defense in 1994, and the success is due to the maturation process of the defensive backfield.

Dwight Henry, a Football News All-Independent choice, led the secondary in tackles with 76. He is a speed merchant and has been able to make big plays using his speed. He broke a school record this season with 12 pass deflections.

Daren Hart had another fine season from his strong safety position. Hart had 74 total stops, with 10 behind the line of scrimmage. He plays the run well and is a good open field tackler.

Daren's identical twin brother, David, has been starting at right cornerback for the injured Hank Cooper. David has 50 total tackles and four interceptions this season.

Emmanuel McDaniel began the season by picking off five passes in the first four games. Even though he did not have any more picks during the season, he played strong, with 51 tackles and six pass deflections this season. Coaches like his pass coverage abilities.

Andree Taylor and Tabari Wallace came into the Pirate program as walk-ons, but have demonstrated big-play abilities as reserves in the secondary. Wallace's interception in the final seconds of the Central Florida game was a game-winner for the Pirates.

E.J. Gunthrope and David Crumbie also play reserve roles in the Pirate secondary.

SPECIAL TEAMS

Placekicker

Chad Holcomb and Matt Levine have been splitting kicking duties this season, with Holcomb seeing the most action.

In kickoff duties, both have had 28 attempts, with Holcomb's average depth of 8.7 yard line while Levine's average depth is 8.1 yard line. Holcomb has had five touchbacks to Levine's three.

In placement kicks, Holcomb has made 26 of 27 extra points and 6 of 13 field goals, while Levine has made 5 of 7 extra-points and 2 of 3 field goals. Holcomb's long has been 42 yards while Levine's has been 41 yards.

Punting

Matt Levine finished the season ranked 15th in the nation in punting, with a 42.59 yard average. The North Potomac, Md. native, has also been adept at hitting the coffin-corner, doing it 12 times (inside the 20-yard line). Levine has 13 punts over 50 yards this season.

Return Specialists

Morris Foreman has handled most of the punt return duties this season. The junior is one of the only linebackers in the country who return punts. And, Foreman is good at it too. He is tied for 15th in the nation, averaging 10.4 yards per return.

Mitchell Galloway has been handling kickoff returns for most of the season. In the first nine games, before his knee injury, he averaged 20.9 yards per return. He also had a kickoff back 97 yards for a touchdown against South Carolina. He is expected to be back for the Liberty Bowl. Perez Mattison, who came out of a redshirt season, and Jerris McPhail also return kickoffs.

Offense (12 positions listed)

Pos.	No.	Name	Ht.	Wt.	Class	Hometown (Last School Attended)
LT	77	Charles Boothe	6-6	284	Jr-1L	Fort Lauderdale, Fla. (Anderson HS)
	51	Ken Carroll	6-7	298	Sr-3L	Levittown, Pa. (Bishop Egan HS)
	67	Shane McPherson	6-3	280	So-1L	Cartersville, Ga. (HS)
LG	59	Jamie Gray	6-2	293	So-SQ	Phoenixville, Pa. (HS)
	73	Jake Gilray	6-4	265	So-1L	Sarasota, Fla. (HS)
C	63	Kevin Wiggins	6-2	264	Jr-1L	Pink Hill, N.C. (South Lenoir HS)
	58	Derrick Leaphart	6-2	290	Sr-3L	Decatur, Ga. (SW DeKalb HS)
RG	78	Terry Tilghman	6-6	276	Sr-3L	Mesquite, Texas (HS)
	70	Lamont Burns	6-5	252	So-1L	Greensboro, N.C. (Page HS)
RT	61	Ron Suddith	6-2	297	So-1L	Miami, Fla. (Palmetto Senior HS)
	74	Mark McCall	6-5	275	So-SQ	Rochelle, Ga. (Wilcox County HS)
TE	88	Sean Richardson	6-5	232	So-SQ	Durham, N.C. (Northern Durham HS)
	90	Scott Richards	6-5	241	So-1L	North Augusta, S.C. (HS)
QB	5	Marcus Crandell	6-0	198	So-1L	Robersonville, N.C. (Roanoke HS)
	9	Dan Gonzalez	6-3	198	Fr-RS	Neptune, N.J. (HS)
	8	Chris Hester	6-3	205	So-1L	Loganville, Ga. (Rockdale County HS)
RB	35	Junior Smith	5-6	180	Sr-3L	Fayetteville, N.C. (E.E. Smith HS)
	23	Jerris McPhail	6-0	198	Jr-1L	Clinton, N.C. (Mt. Olive College/HS)
FB	4	Damon Wilson	6-0	217	Sr-3L	Jacksonville, Fla. (Ribault HS)
	34	John Peacock	6-0	208	Fr-RS	Venice, Fla. (Cardinal Mooney HS)
					-OR-	
HB	82	Mitchell Galloway	5-10	159	So-1L	Bennettsville, S.C. (Marlboro HS)
	25	Derrek Batson	5-11	188	Jr-2L	Miami, Fla. (Killian HS)
	83	Dwight Linville	6-2	240	Jr-2L	Winston-Salem, N.C. (N. Forsyth HS)
FL	1	Jason Nichols	5-11	171	Fr-RS	Norcross, Ga. (Meadowcreek HS)
	25	Derrek Batson	5-11	188	Jr-2L	Miami, Fla. (Killian HS)
	2	Perez Mattison	6-1	185	So-1L	Anderson, S.C. (Westside HS)
SE	80	Larry Shannon	6-6	200	Fr-RS	Starke, Fla. (Bradford HS)
	11	Allen Williams	6-1	205	So-1L	Rock Hill, S.C. (Northwestern HS)

"Multiple" Offensive Formation

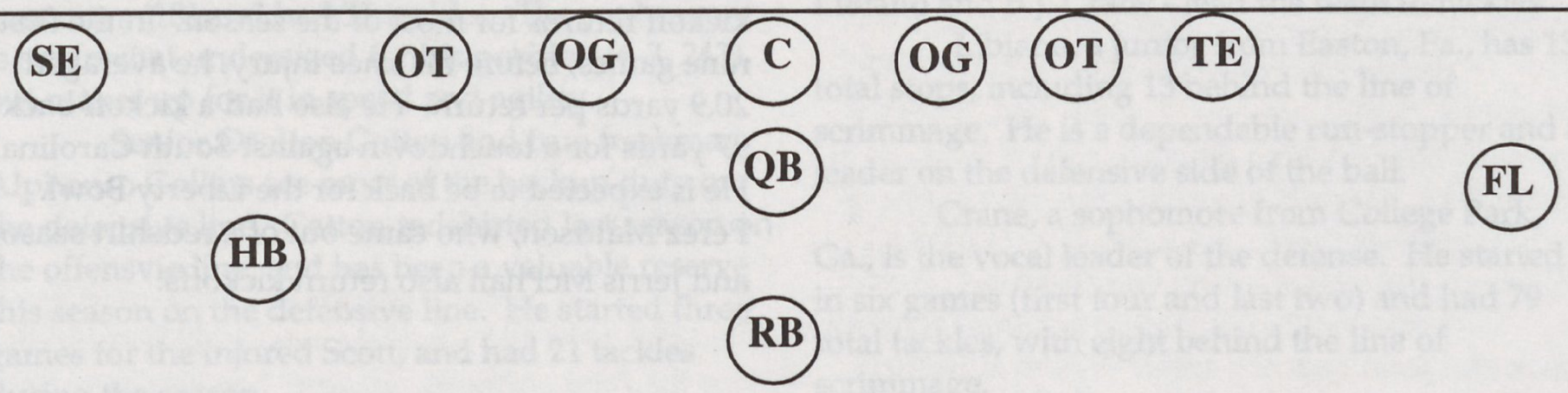

Defense

Pos.	No.	Name	Ht.	Wt.	Class	Hometown (Last School Attended)
OLB	91	Willie Brookins	6-2	240	Sr-1L	West Palm Beach, Fla. (NE Oklahoma A&M)
	40	Daniel Russ	6-4	235	So-SQ	Shallotte, N.C. (West Brunswick HS)
DT	96	Walter Scott	6-3	270	Jr-2L	Trenton, S.C. (Strom Thurmond HS)
	69	Roberto Santiago	6-2	320	Fr-HS	Hackensack, N.J. (HS)
NG	57	John Krawczyk	6-3	275	Sr-1L	Oglesby, Ill. (Illinois Valley CC)
	54	Dealton Cotton	6-1	275	Sr-3L	Norfolk, Va. (Granby HS)
DT	45	Lorenzo West	6-3	243	So-1L	Atlanta, Ga. (Decatur HS)
	56	Alphonso Collins	6-3	251	Fr-HS	Thompson, Ga. (HS)
OLB	7	Morris Foreman	6-1	224	Jr-2L	Farmville, N.C. (HS/Fork Union)
	84	Leonard Graham	6-1	224	Sr-3L	Miami, Fla. (HS)
	49	Matt Semenza	6-2	213	Fr-HS	Haslet, N.J. (Raritan HS)
WLB	81	Mark Libiano	6-3	235	Jr-2L	Easton, Pa. (HS)
	94	Aaron Black	6-4	255	Jr-JC	Primghar, Iowa (Waldorf College)
	53	Carlos Brown	6-3	230	So-1L	Elizabeth City, N.C. (Northeastern HS)
MLB	33	B.J. Crane	6-1	229	So-1L	College Park, Ga. (Lovett HS)
	39	Marvin Burke	6-1	237	So-1L	Jacksonville, Fla. (Raines HS)
RCB	21	David Hart	5-10	185	So-1L	Winston-Salem, N.C. (Carver HS)
	37	Andree Taylor	5-9	172	So-SQ	New Castle, Del. (Penn HS)
FS	30	Dwight Henry	5-11	175	So-1L	Fort Lauderdale, Fla. (Plantation HS)
	46	Tabari Wallace	5-11	169	Fr-RS	New Bern, N.C. (HS)
SS	22	Daren Hart	5-10	192	So-1L	Winston-Salem, N.C. (Carver HS)
	6	E.J. Gunthrope	6-2	212	So-1L	Winston-Salem, N.C. (Parkland HS)
LCB	3	Emmanuel McDaniel	5-10	167	Jr-2L	Jonesboro, Ga. (HS)
	17	David Crumbie	5-10	174	Jr-1L	Tallahassee, Fla. (Lincoln HS)

Special Teams

Pos.	No.	Name	Ht.	Wt.	Class	Hometown (Last School Attended)
PK	24	Chad Holcomb	6-2	170	So-1L	Smyrna, Ga. (Campbell HS)
	10	Matt Levine	5-9	195	Fr-HS	North Potomac, Md. (Wootton HS)
P	10	Matt Levine	5-9	195	Fr-HS	North Potomac, Md. (Wootton HS)
	27	Ed Crabtree	5-11	198	So-SQ	Dunn, N.C. (Triton HS)
SN	47	Brian Williams (PUNTS)	6-4	230	So-1L	Garner, N.C. (HS)
	55	Jason Shell (FG/PAT)	5-11	208	Fr-HS	China Grove, N.C. (South Rowan HS)
H	27	Ed Crabtree	5-11	198	So-SQ	Dunn, N.C. (Triton HS)
PR	7	Morris Foreman	6-1	224	Jr-2L	Farmville, N.C. (HS/Fork Union)
	1	Jason Nichols	5-11	171	Fr-RS	Norcross, Ga. (Meadowcreek HS)
KOR	2	Perez Mattison	6-1	185	So-1L	Anderson, S.C. (Westside HS)
	23	Jerris McPhail	6-0	198	Jr-1L	Clinton, N.C. (Mt. Olive College/HS)

"40" Defensive Formation

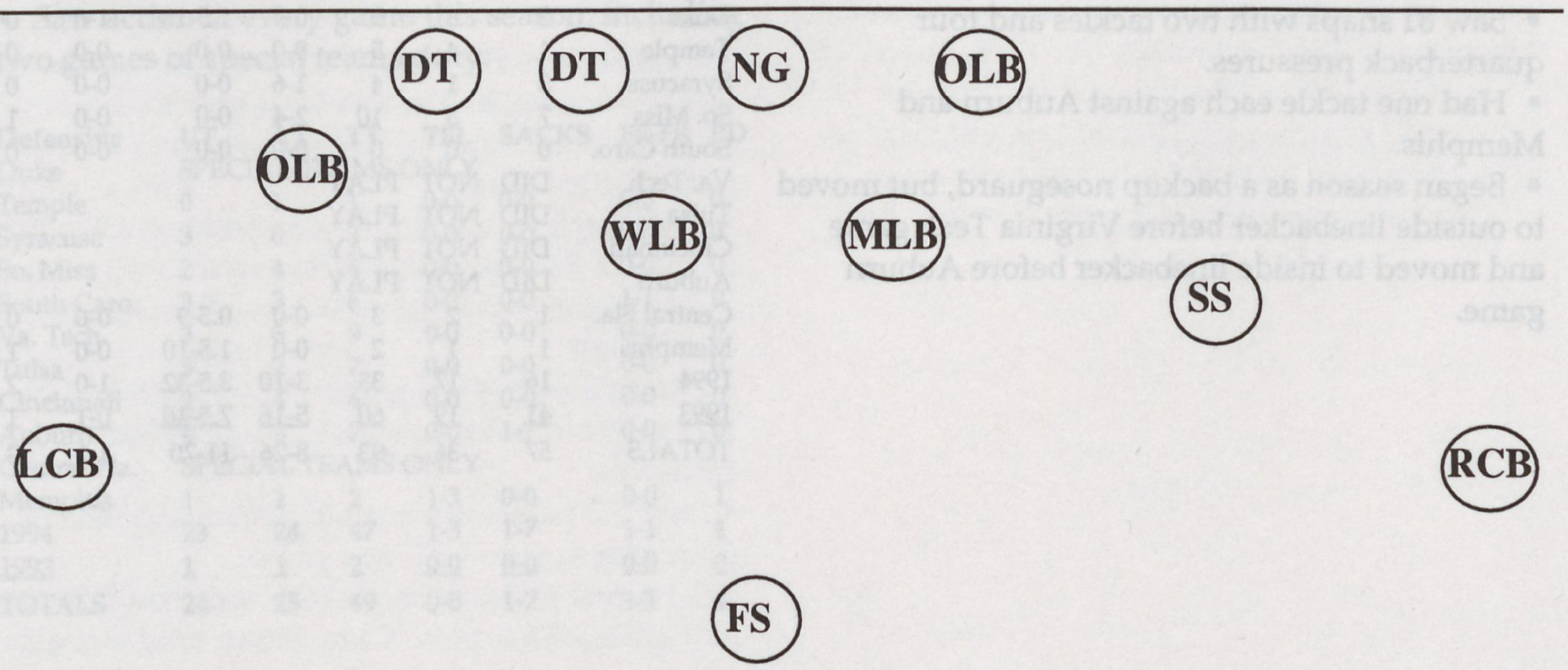

(EDITOR'S NOTE: This information is updated for the 1994 season. For past information on these football players, please see the 1994 ECU Football Media Guide)

#25 Derrek Batson
FL • 5-11 • 188 • Jr-2L
Miami, Fla. (Killian HS)

• Started against Virginia Tech at flanker, but has come off bench in remaining games.
• Finished eighth on the team in receptions with 15 for 165 yards.
• Caught season best three passes against Memphis for 44 yards.

Receiving	No.	Yards	Avg.	TD	Long
Duke	1	12	12.0	0	12
Temple	0	0	0.0	0	0
Syracuse	2	11	5.5	0	7
So. Miss	1	5	5.0	0	5
South Caro.	2	19	9.5	0	12
Va. Tech	1	8	8.0	0	8
Tulsa	2	13	6.5	0	7
Cincinnati	0	0	0.0	0	0
Auburn	1	9	9.0	0	9
Central Fla.	2	44	22.0	0	29
Memphis	3	44	14.7	0	24
1994	15	165	11.0	0	29 (UCF)
1993	4	55	13.8	0	22 (Va. Tech)
1992	26	288	11.1	2	29 (Pitt)
TOTALS	45	508	11.3	2	29 (Pitt, UCF)

#94 Aaron Black
LB • 6-4 • 255 • Jr-JC
Primghar, Iowa (Waldorf Junior College/South O'Brien HS)

• Played in all 11 games as a backup linebacker and defensive lineman.
• Saw 81 snaps with two tackles and four quarterback pressures.
• Had one tackle each against Auburn and Memphis.
• Began season as a backup noseguard, but moved to outside linebacker before Virginia Tech game and moved to inside linebacker before Auburn game.

#77 Charles Boothe
OT • 6-6 • 284 • Jr-1L
Fort Lauderdale, Fla. (Anderson HS)

• Played in all 11 games and started four on the offensive line.
• Started season opener against Duke at right guard.
• Started against Cincinnati, Auburn and Memphis at left tackle.
• Part of an offensive line that allowed just nine sacks this season.
• In Boothe's four starts, Pirate offensive line allowed just one sack vs. Auburn.

#91 Willie Brookins
OLB • 6-2 • 240 • Sr-1L
West Palm Beach, Fla. (NE Oklahoma A&M)

• 1994 Pre-season All-Independent (Football News)
• Forced fumble with 2:17 left in Duke game that gave Pirates chance to win on last drive.
• Leads Pirates with 22 quarterback pressures.
• Finished season with 33 total tackles (16 solos), including 6.5 behind the line of scrimmage (-42 yards).
• Had season high 6 pressures against Temple and Central Florida.
• Injured knee against South Carolina and missed four games.
• Came back against Central Florida and 3 tackles, including a half-sack, and 6 quarterback hurries.
• Served as game captain against South Carolina and Central Florida.

Defensive	UT	AT	TT	TFL	SACKS	FF-FR	PD
Duke	3	6	9	0-0	1.5-13	1-0	0
Temple	1	4	5	0-0	0-0	0-0	0
Syracuse	3	1	4	1-6	0-0	0-0	0
So. Miss	7	3	10	2-4	0-0	0-0	1
South Caro.	0	0	0	0-0	0-0	0-0	0
Va. Tech	DID	NOT	PLAY				
Tulsa	DID	NOT	PLAY				
Cincinnati	DID	NOT	PLAY				
Auburn	DID	NOT	PLAY				
Central Fla.	1	2	3	0-0	0.5-9	0-0	0
Memphis	1	1	2	0-0	1.5-10	0-0	1
1994	16	17	33	3-10	3.5-32	1-0	2
1993	41	19	60	5-16	7.5-48	0-1	1
TOTALS	57	36	93	8-26	11-70	1-1	3

#53 Carlos Brown
WLB • 6-3 • 230 • So-1L
Elizabeth City, N.C. (Northeastern HS)

• Had first start of season against Southern Miss.
• Tied for third on the team in special teams tackles with seven.
• Finished regular season with 13 tackles (7 solos).
• Suffered rib injury against Auburn and did not play again in the regular season.
• Probable for the St. Jude Liberty Bowl on Dec. 31. Will likely back up Mark Libiano and Aaron Black at willie linebacker.

Defensive	UT	AT	TT	TFL	SACKS	FF-FR	PD
Duke	1	0	1	0-0	0-0	0-0	0
Temple	1	0	1	0-0	0-0	0-0	0
Syracuse	0	2	2	0-0	0-0	0-0	1
So. Miss	4	0	4	1-2	0-0	0-0	0
South Caro.	0	0	0	0-0	0-0	0-0	0
Va. Tech	1	1	2	0-0	0-0	0-0	0
Tulsa	0	0	0	0-0	0-0	0-0	0
Cincinnati	0	3	3	0-0	0-0	0-0	0
Auburn	0	0	0	0-0	0-0	0-0	0
Central Fla.	DID	NOT	PLAY				
Memphis	DID	NOT	PLAY				
1994	7	6	13	1-2	0-0	0-0	1
1993	15	2	17	2-7	0-0	0-0	0
TOTALS	22	8	30	3-9	0-0	0-0	1

#39 Marvin Burke
MLB • 6-1 • 237 • So-1L
Jacksonville, Fla. (Raines HS)

• Had started five straight games at mike linebacker (USC, Va. Tech, Tulsa, Cincinnati, Auburn), before coming off bench in last two contests.
• Finished regular season with 47 total tackles (23 solos).
• Saw action in every game this season, including two games of special teams duty.

Defensive	UT	AT	TT	TFL	SACKS	FF-FR	PD
Duke	SPECIAL TEAMS ONLY						
Temple	0	1	1	0-0	0-0	0-0	0
Syracuse	3	0	3	0-0	0-0	0-0	0
So. Miss	2	4	6	0-0	0-0	0-0	0
South Caro.	3	3	6	0-0	0-0	1-1	0
Va. Tech	3	6	9	0-0	0-0	0-0	0
Tulsa	5	2	7	0-0	0-0	0-0	0
Cincinnati	2	4	6	0-0	0-0	0-0	0
Auburn	4	3	7	0-0	1-7	0-0	0
Central Fla.	SPECIAL TEAMS ONLY						
Memphis	1	1	2	1-3	0-0	0-0	1
1994	23	24	47	1-3	1-7	1-1	1
1993	1	1	2	0-0	0-0	0-0	0
TOTALS	24	25	49	0-0	1-7	1-1	1

#51 Ken Carroll
OT • 6-7 • 298 • Sr-3L
Levittown, Pa. (Bishop Egan HS)

• Started at left offensive tackle in first seven games and against Central Florida.
• Came off the bench against Cincinnati, Auburn and Memphis.
• Fell on Junior Smith fumble against Syracuse, keeping scoring drive alive.
• Part of a Pirate offensive line that allowed just nine sacks in 11 games.

#56 Alphonso Collins
DT • 6-3 • 251 • Fr-HS
Thompson, Ga. (HS)

• Saw action in every game this season on special teams. Played in four games in a reserve role on the defensive line.
• Finished season with 10 tackles (7 solos), with one behind the line of scrimmage (-4 yards).
• Also had three tackles on special teams.

Defensive	UT	AT	TT	TFL	SACKS	FF-FR	PD
Duke	SPECIAL TEAMS ONLY						
Temple	SPECIAL TEAMS ONLY						
Syracuse	SPECIAL TEAMS ONLY						
So. Miss	SPECIAL TEAMS ONLY						
South Caro.	SPECIAL TEAMS ONLY						
Va. Tech	SPECIAL TEAMS ONLY						
Tulsa	SPECIAL TEAMS ONLY						
Cincinnati	1	0	1	0-0	0-0	0-0	0
Auburn	1	3	4	0-0	0-0	0-0	0
Central Fla.	3	0	3	1-4	0-0	0-0	0
Memphis	2	0	2	0-0	0-0	0-0	0
1994	7	3	10	1-4	0-0	0-0	0

#13 Hank Cooper
CB • 6-0 • 186 • Jr-2L
Smyrna, Ga. (Campbell HS)

• Suffered torn knee ligaments against Cincinnati and will not return this season.
• Intercepted pass in second quarter of Duke game.
• Continually had one of the highest grades on defense.
• Finished season with 44 total tackles (30 primary) in eight games.
• Served as game captain against Southern Miss.

Defensive	UT	AT	TT	TFL	SACKS	FF-FR	PD
Duke	1	0	1	0-0	0-0	0-0	0
Temple	1	0	1	0-0	0-0	0-0	2
Syracuse	9	2	11	0-0	0-0	1-0	0
So. Miss	2	5	7	0-0	0-0	0-0	1
South Caro.	4	1	5	0-0	0-0	0-0	1
Va. Tech	9	3	12	0-0	0-0	0-0	1
Tulsa	4	3	7	0-0	0-0	0-0	0
Cincinnati	0	0	0	0-0	0-0	0-0	0
Auburn	DID	NOT	PLAY				
Central Fla.	DID	NOT	PLAY				
Memphis	DID	NOT	PLAY				
1994	30	14	44	0-0	0-0	1-0	5
1993	23	5	28	0-0	0-0	0-0	1
1992	30	13	43	0-0	1.5-15	0-0	5
TOTALS	79	29	108	0-0	1.5-15	1-0	11

COOPER'S INTERCEPTIONS - 1994 vs. Duke, Southern Miss, 1993 vs. Washington, 1992 vs. Cincinnati, West Virginia.

#54 Dealton Cotton
NG • 6-1 • 275 • Sr-3L
Norfolk, Va. (Granby HS)

• Moved back to defensive line in preseason drills after working on offensive line last season.
• Started three games at noseguard for injured Walter Scott (South Carolina, Va. Tech, Tulsa).
• Has come off the bench in last four games.
• Finished season with 21 total tackles (15 solos), with 3.5 coming behind the line of scrimmage.
• Served as game captain against Virginia Tech.

Cotton (Continued)

Defensive	UT	AT	TT	TFL	SACKS	FF-FR	PD
Duke	0	1	1	0-0	0-0	0-0	0
Temple	DID	NOT	PLAY				
Syracuse	1	0	1	0-0	0-0	0-0	0
So. Miss	1	0	1	0-0	0-0	0-0	0
South Caro.	4	2	6	0-0	1.5-17	0-0	0
Va. Tech	3	1	4	0-0	1-3	0-0	0
Tulsa	1	1	2	0-0	0-0	0-0	0
Cincinnati	4	0	4	1-1	0-0	0-0	0
Auburn	0	1	1	0-0	0-0	0-0	0
Central Fla.	0	0	0	0-0	0-0	0-0	0
Memphis	1	0	1	0-0	0-0	0-0	1
1994	15	6	21	1-1	2.5-20	0-0	1
1993	REDSHIRTED						
1992	8	11	19	1-1	0-0	0-1	0
1991	16	16	32	1-1	0-0	0-0	1
1990	6	1	7	1-1	1-14	0-0	0
TOTALS	45	34	79	4-4	3.5-34	0-1	2

#5 Marcus Crandell
QB • 6-0 • 198 • So-1L
Robersonville, N.C. (Roanoke HS)

• In final NCAA statistical rankings, ranked eighth in NCAA rankings for total offense (253.0 yards/game).
• For the season, completed 230 of 401 passes for 2,687 yards with 21 touchdowns and 15 interceptions.
• Also ran for 96 yards on 71 carries, third best on the squad.
• Currently third in school history in career passing yardage with 2,940 yards.
• Finished second in single-season passing yardage with 2,687 yards.
• Season attempt, completion and percentage totals were school records. Also set school record for sophomore quarterbacks with 122.62 efficiency rating.
• Had thrown 100 straight passes without an interception until Southern Miss game.
• Threw 77 straight passes without an interception until Auburn game.
• Reached 1,000 career passing yards quicker than any other ECU quarterback (6 games).
• 344 passing yards against South Carolina is career high
• Liberty Bowl Alliance Offensive Player of the Week against Southern Miss, Virginia Tech and Memphis.
• Four TD passes against South Carolina ties for most ever against USC in a game.
• Set career highs attempts (51) and completions (35) against Memphis. Completion total was also school single-game record.

Crandell (Continued)

- Served as game captain against Temple, Southern Miss and Auburn.
- Member of All-Carolinas Team by *The Charlotte Observer*.
- Named All-Independent in Football News.

Passing	Att.	Comp.	Int.	Pct.	Yards	TD	Rating
Duke	39	17	3	43.6	182	0	74.72
Temple	36	17	0	47.2	170	0	86.87
Syracuse	43	21	0	48.8	280	2	118.89
So. Miss	26	16	1	61.5	238	3	168.82
South Caro.	28	19	3	67.8	344	4	196.76
Va. Tech	50	30	1	60.0	332	2	124.98
Tulsa	25	12	0	48.0	116	1	100.18
Cincinnati	26	19	0	73.1	195	2	161.46
Auburn	46	27	4	58.7	270	2	104.95
Central Fla.	31	17	1	54.8	238	2	134.17
Memphis	51	35	2	68.6	322	3	133.24
1994	401	230	15	57.4	2687	21	122.62
1993	40	19	1	47.5	253	3	120.33
TOTALS	441	249	16	56.5	2940	24	123.15

Rushing	Att.	Yards	Avg.	TD	Long
Duke	13	43	3.31	0	10
Temple	5	13	2.60	0	9
Syracuse	5	-29	——	0	3
So. Miss	6	-6	——	0	2
South Caro.	6	3	0.50	0	7
Va. Tech	7	-2	——	0	13
Tulsa	6	-2	——	0	7
Cincinnati	8	41	5.12	1	11
Auburn	1	-7	——	0	—
Central Fla.	8	-4	——	0	4
Memphis	6	46	7.67	0	14
1994	71	96	1.35	1	14 (UM)
1993	7	37	5.29	0	23 (SU)
TOTALS	78	134	1.72	1	23 (SU)

#33 B.J. Crane
MLB • 6-1 • 229 • So-1L
College Park, Ga. (Lovett HS)

- Finished regular season with 79 total tackles (44 solos), which was second best on squad.
- Led or tied for team lead in tackles in first three games of 1994.
- Started first four games and last two games. Came off bench in five other games.
- Had team best 15 tackles against Central Florida, including an interception.
- Had six tackles, including three for losses, in season finale against Memphis.

Crane (Continued)

Defensive	UT	AT	TT	TFL	SACKS	FF-FR	PD
Duke	7	10	17	0-0	0-0	0-0	2
Temple	6	5	11	0-0	0-0	0-0	1
Syracuse	8	5	13	1-2	0-0	0-0	1
So. Miss	2	4	6	0-0	0-0	0-0	1
South Caro.	2	2	4	0-0	0-0	0-0	0
Va. Tech	0	0	0	0-0	0-0	0-0	0
Tulsa	1	2	3	0-0	0-0	0-0	0
Cincinnati	2	0	2	1-1	0-0	0-0	0
Auburn	2	0	2	1-1	0-0	0-0	0
Central Fla.	10	5	15	2-3	0-0	0-0	0
Memphis	4	2	6	3-4	0-0	0-0	0
1994	44	35	79	8-11	0-0	0-0	5
1993	22	27	49	0-0	0.5-9	1-1	1
TOTALS	66	62	128	8-11	0.5-9	1-1	6

CRANE'S INTERCEPTIONS - 1994 vs. Central Florida, 1993 vs. Central Florida.

#17 David Crumbie
CB • 5-10 • 174 • Jr-1L
Tallahassee, Fla. (Lincoln HS)

- Played in nine games as a reserve cornerback.
- Did not play against Virginia Tech and Tulsa.
- Finished regular season with 13 total tackles (10 solos).

Defensive	UT	AT	TT	TFL	SACKS	FF-FR	PD
Duke	0	1	1	0-0	0-0	0-0	0
Temple	1	0	1	0-0	0-0	0-0	1
Syracuse	0	0	0	0-0	0-0	0-0	0
So. Miss	2	0	2	0-0	0-0	0-0	0
South Caro.	4	2	6	0-0	0-0	0-0	0
Va. Tech	DID	NOT	PLAY				
Tulsa	DID	NOT	PLAY				
Cincinnati	0	0	0	0-0	0-0	0-0	0
Auburn	0	0	0	0-0	0-0	0-0	0
Central Fla.	3	0	3	0-0	0-0	0-0	3
Memphis	0	0	0	0-0	0-0	0-0	0
1994	10	3	13	0-0	0-0	0-0	4
1993	2	0	2	0-0	0-0	0-0	0
1992	13	4	17	0-0	0-0	0-0	1
TOTALS	25	7	32	0-0	0-0	0-0	5

CRUMBIE'S INTERCEPTIONS - 1992 vs. Memphis State.

#20 Linwood DeBrew
WR • 5-11 • 173 • Fr-RS
Newport News, Va. (Ferguson HS)

• Suffered neck muscle injury against Southern Miss and missed next five games.
• Finished season with 10 catches for 124 yards.
• Had started first four games.
• Had season best 3 catches against Syracuse and Memphis.

Receiving	No.	Yards	Avg.	TD	Long
Duke	1	19	19.0	0	19
Temple	2	26	13.0	0	15
Syracuse	3	33	11.0	0	24
So. Miss	0	0	0.0	0	0
South Caro.	DID	NOT	PLAY		
Va. Tech	DID	NOT	PLAY		
Tulsa	DID	NOT	PLAY		
Cincinnati	DID	NOT	PLAY		
Auburn	DID	NOT	PLAY		
Central Fla.	1	23	23.0	0	23
Memphis	3	23	7.7	0	9
1994	10	124	12.4	0	24 (SU)

#7 Morris Foreman
OLB • 6-1 • 224 • Jr-2L
Farmville, N.C. (Fork Union/HS)

• In final NCAA statistical rankings, tied for 15th in the nation in punt returns, averaging 10.4 yards per return.
• Had season long return of 28 yards against Memphis and also had runbacks of 25 yards against Southern Miss, South Carolina and Central Florida.
• Also started every game at outside linebacker.
• Finished fifth on the team in tackles with 72 (45 primary), including seven behind the line of scrimmage.
• Also forced three fumbles and recovered three, deflected three passes and had two interceptions.
• Finished first on the team in punt returns, fifth in tackles and fifth in rushing (34 yards).
• Ran 12 yards on fake punt against Duke for first down.
• ECAC Defensive Player of the Week against Southern Miss.
• Had 19 yard run on fake punt against Cincinnati.
• Served as game captain against Temple and South Carolina (special teams).

Foreman (Continued)

Defensive	UT	AT	TT	TFL	SACKS	FF-FR	PD
Duke	3	2	5	0-0	0-0	0-0	0
Temple	3	2	5	0-0	0-0	1-1	1
Syracuse	4	2	6	1-2	0-0	0-0	0
So. Miss	9	3	12	2-12	0-0	0-0	0
South Caro.	3	3	6	1-1	0-0	0-0	1
Va. Tech	5	1	6	0-0	0-0	1-1	0
Tulsa	4	3	7	0-0	0-0	0-1	0
Cincinnati	1	3	4	0-0	0-0	0-0	0
Auburn	1	1	2	0-0	0-0	0-0	0
Central Fla.	7	2	9	0-0	1-8	1-0	1
Memphis	5	5	10	1-1	1-8	0-0	0
1994	45	27	72	5-16	2-16	3-3	3
1993	45	26	71	4-9	1-8	0-2	1
1992	22	6	28	0-0	0-0	0-0	1
TOTALS	112	59	171	9-25	3-24	3-5	5

FOREMAN'S INTERCEPTIONS - 1994 vs. Southern Miss, Duke, 1993 vs. Central Florida, Louisiana Tech

Punt Returns	No.	Yards	Avg.	TD	Long
Duke	0	0	0.0	0	0
Temple	0	0	0.0	0	0
Syracuse	0	0	0.0	0	0
So. Miss.	1	25	25.0	0	25
South Caro.	3	36	12.0	0	25
Va. Tech	3	5	1.7	0	6
Tulsa	1	1	1.0	0	1
Cincinnati	2	5	2.5	0	5
Auburn	3	12	4.0	0	7
Central Fla.	2	42	21.0	0	25
Memphis	4	72	18.0	0	28
1994	19	198	10.4	0	28 (UM)

#82 Mitchell Galloway
HB • 5-10 • 159 • So-1L
Bennettsville, S.C. (Marlboro HS)

• Second on the team in receptions with 36 and first in reception yardage with 566.
• In final NCAA statistical rankings, finished 31st in the nation in all-purpose rushing yardage (128.0 yards per game).
• Tied school record for sophomores at ECU with 3 TD catches against South Carolina (his 20th birthday).
• Ran back kickoff 97 yards for a touchdown against Tulsa (4th longest in school history)
• Caught 45 yard TD pass in fourth quarter against Tulsa for winning score.
• Injured knee against Auburn and missed last two games of season. Will likely return for the Liberty Bowl.
• Averaged 20.9 yards per kickoff return on 28 attempts.
• Served as game captain against South Carolina and Cincinnati.

Galloway (Continued)

Receiving	No.	Yards	Avg.	TD	Long
Duke	3	49	16.3	0	41
Temple	4	54	13.5	0	25
Syracuse	5	43	8.6	0	15
So. Miss	2	24	12.0	0	18
South Caro.	4	127	31.8	3	64
Va. Tech	5	75	15.0	0	26
Tulsa	3	72	24.0	1	45
Cincinnati	4	68	17.0	0	31
Auburn	6	54	9.0	0	18
Central Fla.	DID	NOT	PLAY		
Memphis	DID	NOT	PLAY		
1994	36	566	15.7	4	64 (USC)
1993	1	15	15.0	0	15 (La. Tech)
TOTALS	37	581	15.7	4	64 (USC)

KO Returns	No.	Yards	Avg.	TD	Long
Duke	4	58	14.5	0	23
Temple	3	56	18.7	0	33
Syracuse	2	61	30.5	0	35
So. Miss	3	24	8.0	0	15
South Caro.	4	73	18.3	0	22
Va. Tech	4	53	13.25	0	20
Tulsa	2	113	56.5	1	97
Cincinnati	2	76	38.0	0	45
Auburn	4	71	17.8	0	22
Central Fla.	DID	NOT	PLAY		
Memphis	DID	NOT	PLAY		
1994	28	585	20.9	1	97 (Tulsa)
1993	12	262	21.8	0	43 (La. Tech)
TOTALS	40	847	21.2	1	97 (Tulsa)

#84 Leonard Graham
OLB • 6-1 • 224 • Sr-3L
Miami, Fla. (HS)

- Saw action in 10 games, mostly on special teams.
- Did not play against South Carolina.
- Listed as backup outside linebacker behind Morris Foreman.
- Played in four games on the defensive side of the ball, recording 7 tackles.
- Had season best four stops, including a sack (-2 yards) against Memphis.
- Served as game captain against Syracuse (special teams).

Defensive	UT	AT	TT	TFL	SACKS	FF-FR	PD
1991	1	1	2	0-0	0-0	0-0	0
1992	2	0	2	0-0	0-0	1-0	0
1993	1	0	1	0-0	0-0	0-0	0
1994	3	4	7	0-0	1-2	0-0	2
TOTALS	7	5	12	0-0	1-2	1-0	2

#59 Jamie Gray
OG • 6-2 • 293 • So-SQ
Phoenixville, Pa. (HS)

- Started at left offensive guard in all 11 games.
- Part of an offensive line that allowed only 9 sacks this season.

#6 E.J. Gunthrope
SS • 6-2 • 212 • So-1L
Winston-Salem, N.C. (Parkland HS)

- Played in all 11 games, mostly on special teams.
- Saw action in five games on the defensive side of the ball and had 5 tackles, including one for a loss.
- Leading tackler on special teams with 17. Next closest was Jerris McPhail's 8 tackles.
- Also specializes in busting opponents' wedge block on kickoff coverage.
- Served as game captain against Tulsa, Cincinnati, Auburn and Memphis.

#22 Daren Hart
SAF • 5-10 • 192 • So-1L
Winston-Salem, N.C. (Carver HS)

- 1994 Pre-SeasonAll-Independent (Football Action, College & Pro Football Newsweekly, College Football Scene)
- 1994 Pre-Season 2nd Team All-Independent (The Sporting News)
- 1994 Pre-Season Best of the Rest (Athlon)
- Finished season with 74 total stops (57 solos), which was fourth on the team. Had 10 total tackles for losses (-30 yards), two forced fumbles, one recovery, three pass deflections and three interceptions.
- In Memphis game, had eight tackles and two interceptions.
- Against Syracuse, on 3rd-and-9 late in fourth quarter, made open field stop on runner, which gave ECU ball back and chance to win game.
- Had first interception of season against Tulsa,
- Identical twin brother of David Hart, a starter in the Pirate secondary.
- Served as game captain against Duke (special teams).

Daren Hart (Continued)

Defensive	UT	AT	TT	TFL	SACKS	FF-FR	PD
Duke	3	0	3	0-0	0-0	0-1	1
Temple	3	2	5	0-0	0-0	0-0	1
Syracuse	6	1	7	1-5	0-0	0-0	0
So. Miss	8	2	10	1-1	0-0	0-0	0
South Caro.	1	0	1	0-0	0-0	0-0	0
Va. Tech	7	2	9	0-0	0-0	0-0	0
Tulsa	6	2	8	0-0	0-0	0-0	0
Cincinnati	5	4	9	2-5	0-0	1-0	0
Auburn	5	2	7	1-1	0-0	0-0	1
Central Fla.	6	1	7	3-7	0-0	0-0	0
Memphis	7	1	8	1-4	1-7	1-0	0
1994	57	17	74	9-23	1-7	2-1	3
1993	60	37	97	7-22	2.5-23	0-1	1
TOTALS	117	54	171	16-45	3.5-30	2-2	4

HART'S INTERCEPTIONS - 1994 vs. Tulsa, Memphis (2), 1993 vs. Central Florida.

#21 David Hart
CB • 5-10 • 185 • So-1L
Winston-Salem, N.C. (Carver HS)

- Finished season with 50 tackles (34 solos), with six pass deflections and four interceptions.
- Intercepted passes against Duke, Southern Miss, Tulsa and Central Florida.
- Started at right cornerback against Duke and last four games. Played in all 11 games.
- Outstanding special teams player. Tied for third on team in special teams tackles (7).

Defensive	UT	AT	TT	TFL	SACKS	FF-FR	PD
Duke	3	4	7	0-0	0-0	0-0	0
Temple	0	1	1	0-0	0-0	0-0	0
Syracuse	0	0	0	0-0	0-0	0-0	0
So. Miss	3	2	5	0-0	0-0	0-0	0
South Caro.	2	1	3	0-0	0-0	0-0	0
Va. Tech	2	1	3	0-0	0-0	0-0	1
Tulsa	6	4	10	0-0	0-0	0-0	1
Cincinnati	3	1	4	0-0	0-0	0-0	0
Auburn	3	0	3	0-0	0-0	0-0	1
Central Fla.	6	0	6	0-0	0-0	0-0	1
Memphis	6	2	8	0-0	0-0	0-0	2
1994	34	16	50	0-0	0-0	0-0	6
1993	24	14	38	1-1	0.5-6	0-0	4
TOTALS	58	30	88	1-1	0.5-6	0-0	10

HART'S INTERCEPTIONS - 1994 vs. Duke, Southern Miss, Tulsa, Central Florida, 1993 vs. Memphis State.

#30 Dwight Henry
SAF • 5-11 • 175 • So-1L
Fort Lauderdale, Fla. (Plantation HS)

- Starter at safety in every game this season.
- Third on the team in tackles with 76 (45 solos), including three behind the line of scrimmage.
- Returned interception 42 yards for a touchdown against Southern Miss.
- Interception against Cincinnati (21 yard return) set up Pirate TD in second quarter.
- The Sporting News National Defensive Player of the Week and Liberty Bowl Alliance Defensive Player of the Week against Southern Miss.
- Leads Pirates in pass deflections with 12, which is a school single-season record.
- Had career best 17 tackles against Auburn.
- Also a member of East Carolina's Colonial Athletic Association champion 4x400 meter relay team.
- Named to All-Independent Team by Football News.

Defensive	UT	AT	TT	TFL	SACKS	FF-FR	PD
Duke	3	3	6	0-0	0-0	0-0	2
Temple	3	0	3	0-0	0-0	0-0	2
Syracuse	3	3	6	0-0	0-0	0-0	0
So. Miss	6	8	14	1-8	0-0	0-0	3
South Caro.	3	3	6	1-1	0-0	0-0	1
Va. Tech	2	2	4	0-0	0-0	0-0	2
Tulsa	5	3	8	1-1	0-0	1-0	0
Cincinnati	4	0	4	0-0	0-0	0-0	0
Auburn	10	7	17	0-0	0-0	0-0	1
Central Fla.	3	0	3	0-0	0-0	0-0	0
Memphis	3	2	5	0-0	0-0	0-0	1
1994	45	31	76	3-10	0-0	1-0	12
1993	29	12	41	1-3	0-0	1-0	2
TOTALS	74	43	117	4-13	0-0	2-0	14

HENRY'S INTERCEPTIONS - 1994 vs. Syracuse, Southern Miss, Cincinnati.

#24 Chad Holcomb
PK • 6-2 • 170 • So-1L
Smyrna, Ga. (Campbell HS)

• Second on the team in scoring with 44 points, averaging 4 points per game.

Kicking	FG	PAT	Pts.	Long	KO Avg.	TB
Duke	1-2	1-1	4	25	9.33 yd. line	0
Temple	2-4	2-2	8	42	0.00 yd. line	1
Syracuse	1-1	1-1	4	20	20.00 yd. line	0
So. Miss	1-1	4-4	7	32	0.00 yd. line	0
South Caro.	0-0	1-2	1	—	9.57 yd. line	0
Va. Tech	0-0	2-2	2	—	——	0
Tulsa	0-0	4-4	4	—	18.33 yd. line	0
Cincinnati	0-1	5-5	5	—	0.80 yd. line	2
Auburn	0-1	3-3	3	—	2.5 yd. line	2
Central Fla.	1-3	2-2	5	28	7.4 yd. line	0
Memphis	0-0	1-1	1	—	14.0 yd. line	0
1994	6-13	26-27	44	42	8.7 yd. line	5
1993	8-13	15-16	39	43	6.48 yd. line	6
TOTALS	14-26	41-43	83	43	7.38 yd. line	11

#57 John Krawczyk
NG • 6-3 • 275 • Sr-1L
Oglesby, Ill. (Illinois Valley CC)

• Starter in every game on the defensive line. Started eight games at noseguard and three at tackle.
• Defensive game captain against Temple and Memphis.
• Finished season with 63 total tackles (44 solos), with 3.5 behind the line of scrimmage (-24 yards).
• Also had one fumble recovery, seven quarterback pressures and one pass deflection.
• Had best game of season in opener against Duke with 14 tackles.

Defensive	UT	AT	TT	TFL	SACKS	FF-FR	PD
Duke	11	3	14	1-5	0.5-3	0-0	0
Temple	5	0	5	1-4	0-0	0-0	0
Syracuse	6	2	8	0-0	0-0	0-0	0
So. Miss	2	1	3	0-0	0-0	0-1	0
South Caro.	5	2	7	0-0	1-12	0-0	0
Va. Tech	7	2	9	0-0	0-0	0-0	0
Tulsa	6	2	8	0-0	0-0	0-0	1
Cincinnati	0	2	2	0-0	0-0	0-0	0
Auburn	1	3	4	0-0	0-0	0-0	0
Central Fla.	1	2	3	0-0	0-0	0-0	0
Memphis	0	0	0	0-0	0-0	0-0	0
1994	44	19	63	3-10	1.5-15	0-1	1
1993	25	22	47	0-0	1-23	1-0	2
TOTALS	69	41	110	2-9	2.5-38	1-1	3

#58 Derrick Leaphart
C • 6-2 • 290 • Sr-3L
Decatur, Ga. (SW DeKalb HS)

• Played in eight games and started in three (Temple, Syracuse and Central Florida).
• Did not play against Southern Miss, Virginia Tech and Tulsa.
• Part of an offensive line that allowed just nine sacks in 11 games.

#10 Matt Levine
P • 5-9 • 195 • Fr-HS
North Potomac, Md. (Wootton HS)

• In 58 punting attempts, averaging 42.6 yards.
• As of Dec. 1, ranked 14th in the nation in punting average in latest NCAA statistics.
• Hit a 41-yard field goal against Temple and a 27 yarder against Memphis. Missed a 38-yard field goal in his only other attempt.
• Is splitting kickoff duty with Chad Holcomb. In 28 attempts, average depth is 8.1 yard line.
• In six kickoffs against Southern Miss, Levine had three touchbacks in the end zone.
• Against South Carolina, completed two passes on a fake field goal and fake punt. Hit Scott Richards with a 25-yard TD pass on fake field goal attempt.
• Against Memphis, averaged 45.8 yards on four punt attempts, including three inside the 20 yard line.
• Member of the All-Carolinas Team by *The Charlotte Observer*.

Punting	No.	Yards	Avg.	Long	IN20
Duke	6	219	36.5	45	2
Temple	2	102	51.0	52	1
Syracuse	8	371	46.4	53	0
So. Miss	5	214	42.8	50	1
South Caro.	3	99	33.0	39	1
Va. Tech	7	304	43.4	54	1
Tulsa	9	418	46.4	58	1
Cincinnati	5	200	40.0	48	1
Auburn	5	210	42.0	47	1
Central Fla.	4	150	37.5	44	0
Memphis	4	183	45.8	54	3
1994	58	2470	42.6	58	12

#81 Mark Libiano
WLB • 6-3 • 235 • Jr-2L
Easton, Pa. (HS)

• 1994 Pre-Season All-Independent (College Football Scene, Football News).
• 1994 Pre-Season 2nd Team All-Independent (The Sporting News).
• 1994 Pre-Season All-Atlantic Coast (Street & Smith's).
• 1994 Pre-Season Honorable Mention All-America (Street & Smith's).
• 1994 Pre-Season "Up and Coming Players" (Lindy's) and Best of the Rest (Athlon).
• Led team in tackles this season with 135 (66 solos), including 13 behind the line of scrimmage (-40 yards).
• Also recorded a forced fumble, seven pass deflections and six quarterback pressures.
• P layed first four games with small cast on sprained left wrist.
• Came off bench against Southern Miss - only time this season.
• Had career high 21 tackles against Tulsa.
• Had streak of six straight games of double digit tackles broken against Memphis (7 stops).
• Named to All-Independent Team by Football News.

Defensive	UT	AT	TT	TFL	SACKS	FF-FR	PD
Duke	3	5	8	0-0	0-0	0-0	0
Temple	5	6	11	0-0	0-0	1-0	1
Syracuse	5	4	9	0-0	1-2	0-0	0
So. Miss	4	4	8	0-0	0-0	0-0	0
South Caro.	7	8	15	1-6	0-0	0-0	0
Va. Tech	6	8	14	0-0	1-14	0-0	0
Tulsa	12	9	21	2-3	0-0	0-0	2
Cincinnati	6	7	13	3-5	0-0	0-0	0
Auburn	10	8	18	3-7	0-0	0-0	0
Central Fla.	5	6	11	2-3	0-0	0-0	2
Memphis	3	4	7	0-0	0-0	0-0	2
1994	66	69	135	11-24	2-16	1-0	7
1993	67	47	114	2-4	1-13	1-0	0
1992	15	12	27	1-2	0-0	1-0	1
TOTALS	148	128	276	14-30	3-29	3-0	8

LIBIANO'S INTERCEPTIONS - 1994 vs. Temple, 1992 vs. Cincinnati.

#83 Dwight Linville
HB• 6-2 • 240 • Jr-2L
Winston-Salem, N.C. (North Forsyth HS)

• Suffered shoulder injury against Temple and is did not play against Syracuse and Southern Miss.
• Played in every other game.
• Started first two games of season as tight end and now plays mostly at H-back.
• Finished season with five catches for 41 yards.

Receiving	No.	Yards	Avg.	TD	Long
Duke	2	21	10.5	0	17
Temple	2	14	7.0	0	10
Syracuse	DID	NOT	PLAY		
So. Miss	DID	NOT	PLAY		
South Caro.	1	6	6.0	0	6
Va. Tech	0	0	0.0	0	0
Tulsa	0	0	0.0	0	0
Cincinnati	0	0	0.0	0	0
Auburn	0	0	0.0	0	0
Central Fla.	0	0	0.0	0	0
Memphis	0	0	0.0	0	0
1994	5	41	8.2	0	17 (Duke)
1993	3	36	12.0	0	21 (USC)
1992	6	56	9.3	1	22 (SU)
TOTALS	14	133	9.5	1	22 (SU)

#2 Perez Mattison
WR • 6-1 • 185 • So-1L
Anderson, S.C. (Westside HS)

• Was to have redshirted after playing as a true freshman last season at quarterback. But went to coaching staff after injury to Mitchell Galloway (after Auburn game), and asked to play at wide receiver and return specialist.
• Against Central Florida, returned four kickoffs for a 24.0 yard average.
• Against Memphis, returned a kickoff 19 yards.
• Has not caught any passes, but has lined up at receiver in last two games.

#3 Emmanuel McDaniel
CB • 5-10 • 167 • Jr-2L
Jonesboro, Ga. (HS)

• Finished season with 51 tackles (39 primary), with six pass deflections and a team best five interceptions. Also forced and recovered a fumble.
• Tied for 18th in latest NCAA statistics for interceptions per game.
• Returned an interception 46 yards for a touchdown against South Carolina.
• Had season high 11 stops at Auburn.

McDaniel (Continued)

Defensive	UT	AT	TT	TFL	SACKS	FF-FR	PD
Duke	3	0	3	0-0	0-0	0-0	0
Temple	1	1	2	0-0	0-0	0-0	1
Syracuse	1	0	1	0-0	0-0	0-1	0
So. Miss	2	1	3	0-0	0-0	1-0	0
South Caro.	3	1	4	0-0	0-0	0-0	0
Va. Tech	3	0	3	0-0	0-0	0-0	0
Tulsa	5	1	6	0-0	0-0	0-0	2
Cincinnati	4	1	5	0-0	0-0	0-0	0
Auburn	7	4	11	0-0	0-0	0-0	0
Central Fla.	7	2	9	0-0	0-0	0-0	0
Memphis	3	1	4	0-0	0-0	0-0	3
1994	39	12	51	0-0	0-0	1-1	6
1993	23	7	30	0-0	0-0	0-0	4
1992	1	0	1	0-0	0-0	0-0	0
TOTALS	63	19	82	0-0	0-0	1-1	10

McDANIEL'S INTERCEPTIONS - 1994 vs. Duke, Temple, Southern Miss (2), South Carolina, 1993 vs. Memphis State, Kentucky.

#23 Jerris McPhail
RB • 6-0 • 198 • Jr-1L
Clinton, N.C. (Mount Olive College/HS)

- Played in all 11 games as a backup to Junior Smith at running back.
- Second on team in rushing with 326 yards on 73 carries (4.47 yard average).
- Scored two touchdowns rushing (13 and 5 yards) and one receiving (67 yards).
- Responsible for two of the three longest offensive plays this season - 67 yard reception and 62 yard reception from Marcus Crandell.
- Also fine special teams player. Second on the team in special teams tackles with 8.

Rushing	Att.	Yards	Avg.	TD	Long
Duke	2	11	5.5	0	6
Temple	16	81	5.1	1	13
Syracuse	2	8	4.0	0	7
So. Miss	10	39	3.9	0	9
South Caro.	9	41	4.6	0	9
Va. Tech	3	28	9.3	0	14
Tulsa	5	3	0.6	0	7
Cincinnati	8	39	4.9	1	8
Auburn	9	55	6.1	0	17
Central Fla.	1	-1	——	0	0
Memphis	8	22	2.8	0	7
1994	73	326	4.47	2	17 (AU)
1993	30	173	5.77	0	29 (UC)
TOTALS	103	499	4.84	2	29 (UC)

McPhail (Continued)

Receiving	No.	Yards	Avg.	TD	Long
Duke	0	0	0.0	0	0
Temple	0	0	0.0	0	0
Syracuse	2	21	10.5	0	19
So. Miss	1	62	62.0	0	62
South Caro.	0	0	0.0	0	0
Va. Tech	1	19	19.0	0	19
Tulsa	1	3	3.0	0	3
Cincinnati	3	23	7.67	0	9
Auburn	1	5	5.0	0	5
Central Fla.	1	67	67,0	1	67
Memphis	1	1	1.0	0	1
1994	11	201	18.3	1	67 (UCF)
1993	34	410	12.1	4	58 (USM)
TOTALS	45	611	13.6	5	67 (UCF)

#1 Jason Nichols
WR • 5-11 • 171 • Fr-RS
Norcross, Ga. (Meadowcreek HS)

- Led Pirates in receptions with 42 for 450 yards and two touchdowns.
- Threw a 34-yard touchdown pass on end around double reverse against Duke.
- Had a 22-yard run against Temple and 11-yard run against Va. Tech on reverses.
- Led Pirates in receptions against Duke and South Carolina.
- Caught first career touchdown pass (16 yards) against Cincinnati and had another scoring grab against Auburn (16 yards).
- Played in every game and started 10 at flanker. Did not start against Virginia Tech.

Receiving	No.	Yards	Avg.	TD	Long
Duke	4	41	10.25	0	21
Temple	4	26	6.5	0	11
Syracuse	4	60	12.5	0	18
So. Miss	2	37	18.5	0	20
South Caro.	5	73	14.6	0	35
Va. Tech	5	35	7.0	0	10
Tulsa	2	12	6.0	0	10
Cincinnati	2	27	13.5	1	16
Auburn	4	33	8.25	1	16
Central Fla.	4	52	13.0	0	32
Memphis	6	54	9.0	0	13
1994	42	450	10.7	2	35 (USC)

#90 Scott Richards
TE • 6-5 • 241 • So-1L
North Augusta, S.C. (HS)

• Started against Southern Miss and South Carolina at tight end before missing Va. Tech contest with torn abdominal muscle.
• Came off the bench in the first three games and the last five contests.
• Finished season with 18 catches for 199 yards (11.1 average).
• Tied for second on the squad with four touchdown grabs.

Receiving	No.	Yards	Avg.	TD	Long
Duke	1	4	4.0	0	4
Temple	1	7	7.0	0	7
Syracuse	1	20	20.0	1	20
So. Miss	3	21	7.0	2	11
South Caro.	4	71	17.8	1	25
Va. Tech	DID	NOT	PLAY		
Tulsa	0	0	0.0	0	0
Cincinnati	0	0	0.0	0	0
Auburn	2	23	11.5	0	16
Central Fla.	2	10	5.0	0	11
Memphis	4	43	10.75	0	22
1994	18	199	11.1	4	25 (USC)

#88 Sean Richardson
TE • 6-5 • 232 • So-SQ
Durham, N.C. (Northern Durham HS)

• Finished season with 17 catches for 156 yards (9.2 average) and two touchdowns.
• Led Pirates in receptions against Memphis with 7 for 65 yards and a touchdown (22 yards).
• Played in every game and started the last six at tight end.
• Started first career game against Va. Tech and had first career catches.
• Had first career TD catch against Cincinnati (6 yards).
• Has also caught passes on two 2-point conversions.

Receiving	No.	Yards	Avg.	TD	Long
Duke	0	0	0.0	0	0
Temple	0	0	0.0	0	0
Syracuse	0	0	0.0	0	0
So. Miss	0	0	0.0	0	0
South Caro.	0	0	0.0	0	0
Va. Tech	6	59	9.8	0	22
Tulsa	0	0	0.0	0	0
Cincinnati	2	13	6.5	1	7
Auburn	1	11	11.0	0	11
Central Fla.	1	8	8.0	0	8
Memphis	7	65	9.28	1	22
1994	17	156	9.2	2	22 (VT, UM)

#40 Daniel Russ
OLB • 6-4 • 235 • So-SQ
Shallotte, N.C. (West Brunswick HS)

• Played in 10 games at outside linebacker. Started four for the injured Willie Brookins (Virginia Tech, Tulsa, Cincinnati and Auburn).
• Did not play in season opener against Duke.
• Finished season with 38 total tackles (14 solos), including three behind the line (-11 yards).
• Also credited with a pass deflection and 17 quarterback pressures (3rd best on squad).

Defensive	UT	AT	TT	TFL	SACKS	FF-FR	PD
Duke	DID	NOT	PLAY				
Temple	0	0	0	0-0	0-0	0-0	0
Syracuse	0	1	1	0-0	0-0	0-0	0
So. Miss	2	0	2	0-0	0-0	0-0	0
So. Carolina	2	1	3	0-0	2-10	0-0	0
Va. Tech	2	6	8	1-1	0-0	0-0	0
Tulsa	3	6	9	0-0	0-0	0-0	0
Cincinnati	2	4	6	0-0	0-0	0-0	0
Auburn	0	4	4	0-0	0-0	0-0	0
Central Fla.	1	1	2	0-0	0-0	0-0	1
Memphis	2	1	3	0-0	0-0	0-0	0
1994	14	24	38	1-1	2-10	0-0	1

#96 Walter Scott
DT • 6-3 • 270 • Jr-2L
Trenton, S.C. (Strom Thurmond HS)

• Started first four games and the last four games at defensive tackle.
• Injured knee against Southern Miss and missed games against South Carolina and Virginia Tech.
• In 9 games, had 26 total tackles (16 primary), with three behind the line(-30 yards).
• Also had four pass deflections and six quarterback pressures.
• Had season best six stops against Duke and Cincinnati.

Defensive	UT	AT	TT	TFL	SACKS	FF-FR	PD
Duke	3	3	6	0-0	0.5-10	0-0	1
Temple	1	1	2	0-0	0-0	0-0	0
Syracuse	1	2	3	0-0	0-0	0-0	0
So. Miss	2	0	2	0-0	1-8	0-0	0
South Caro.	DID	NOT	PLAY				
Va. Tech	DID	NOT	PLAY				
Tulsa	0	0	0	0-0	0-0	0-0	0
Cincinnati	5	1	6	0-0	0-0	0-0	0
Auburn	0	1	1	0-0	0-0	0-0	0
Central Fla.	4	1	5	1-3	0.5-9	0-0	2
Memphis	0	1	1	0-0	0-0	0-0	1
1994	16	10	26	1-3	2-27	0-0	4
1993	REDSHIRTED						
1992	11	15	26	1-3	0.5-7	2-0	0
1991	1	3	4	1-1	0-0	0-0	1
TOTALS	28	28	56	3-7	2.5-34	2-0	5

#49 Matt Semenza
OLB • 6-2 • 213 • Fr-HS
Haslet, N.J. (Raritan HS)

• Played in all 11 games, mostly on special teams.
• Saw action on the defensive side of the ball in two games (Memphis and Cincinnati) as outside linebacker.
• Did not have any statistics.

#80 Larry Shannon
WR • 6-6 • 200 • Fr-RS
Starke, Fla. (Bradford HS)

• Led Pirates in touchdown receptions with six. Finished season with 17 catches for 226 yards (13.3 average).
• Caught two-point conversion against Temple.
• Coaches like to throw fade route passes to Shannon.
• Saw more playing time with injury to Linwood DeBrew.
• Played in every game and started last seven at split end.

Receiving	No.	Yards	Avg.	TD	Long
Duke	0	0	0.0	0	0
Temple	0	0	0.0	0	0
Syracuse	0	0	0.0	0	0
So. Miss	0	0	0.0	0	0
South Caro.	4	76	19.0	1	49
Va. Tech	5	82	16.4	2	28
Tulsa	0	0	0.0	0	0
Cincinnati	1	13	13.0	0	13
Auburn	3	20	6.7	1	8
Central Fla.	1	11	11.0	0	11
Memphis	3	24	8.0	2	14
1994	17	226	13.3	6	49 (USC)

#55 Jason Shell
SN • 5-11 • 208 • Fr-HS
China Grove, N.C. (South Rowan HS)

• Played in every game as ECU's deep snapper for field goals and extra-points.
• Walk-on in the Pirate football program.

#12 Jermaine Smith
SAF/OLB • 6-3 • 217 • Jr-JC
Eden, N.C. (NE Oklahoma A&M)

• Played in first eight games, but injured elbow against Auburn and missed final three regular season games.
• Will likely return for the St. Jude Liberty Bowl.
• Finished regular season with five tackles (3 primary), with three behind the line of scrimmage (-10 yards). Also had seven quarterback pressures.
• Began season in the defensive backfield but moved to outside linebacker with injury to Willie Brookins after South Carolina game.
• Had season best 3 stops against Cincinnati, including a tackle for loss.

#35 Junior Smith
RB • 5-6 • 180 • Sr-3L
Fayetteville, N.C. (E.E. Smith HS)

• 1994 Pre-Season All-Independent (Football Action, The Sporting News, College & Pro Football Newsweekly, Football News).
• 1994 Pre-Season All-Atlantic Coast (Street & Smith's) and 1994 All-South (Southern Living).
• 1994 Pre-Season Honorable Mention All-America (Football News, Street & Smith's).
• Listed among top 14 running backs in pre-season (Athlon).
• Listed 16th among top running backs in pre-season (The Sporting News).
• Listed 10th for Doak Walker Award in pre-season (The Sporting News).
• Started every game at running back. Led Pirates with 1,204 yards rushing on 226 carries and nine touchdowns. Also, Pirates' third leading receiver with 35 catches for 306 yards and a touchdown.
• 192 yards against South Carolina was third highest career rushing game.
• Has 16 career 100+ rushing yardage games.
• Is ECU's career rushing leader with 3,745 yards. Broke school mark against Southern Miss.
• Holds school marks for single-game, season and career rushing yards.
• Six catches against Cincinnati was career high.
• Ranked 22nd in NCAA rushing yardage (109.45 yards/game).
• Ranked 17th in NCAA all-purpose rushing yardage (137.3 yards/game).
• Game captain against Duke, Central Florida and Memphis.

Smith (Continued)

• Liberty Bowl Alliance Offensive Player of the Week against Temple, South Carolina and Auburn (Co-offensive).
• Named honorable mention All-America and All-Independent by Football News.

Rushing	Att.	Yards	Avg.	TD	Long
Duke	20	69	3.45	0	14
Temple	23	165	7.17	2	28
Syracuse	18	70	3.89	0	10
So. Miss	22	60	2.7	0	10
South Caro.	28	192	6.9	2	54
Va. Tech	17	46	2.7	0	17
Tulsa	21	154	7.33	1	36
Cincinnati	17	114	6.71	1	24
Auburn	22	142	6.45	1	22
Central Fla.	21	119	5.67	1	27
Memphis	17	73	4.29	1	30
1994	226	1204	5.3	9	54 (USC)
1993	278	1352	4.9	9	65 (UT)
1992	186	1037	5.6	9	55 (Pitt)
1991	42	152	3.6	0	23 (USM)
TOTALS	732	3745	5.1	27	65 (UT)

Receiving	No.	Yards	Avg.	TD	Long
Duke	2	22	11.0	0	17
Temple	1	31	31.0	0	31
Syracuse	2	22	11.0	0	15
So. Miss	4	48	12.0	1	37
South Caro.	1	13	13.0	0	13
Va. Tech	5	41	8.2	0	20
Tulsa	3	9	3.0	0	5
Cincinnati	6	36	6.0	0	17
Auburn	3	31	10.3	0	23
Central Fla.	3	12	4.0	0	7
Memphis	5	41	8.2	0	14
1994	35	306	8.7	1	37 (So. Miss)
1993	12	101	8.4	0	26 (La. Tech)
1992	10	38	3.8	0	11 (Duke)
1991	1	-6	—	0	—
TOTALS	58	439	7.56	1	37 (So. Miss)

#61 Ron Suddith
OT • 6-2 • 297 • So-1L
Miami, Fla. (Palmetto Senior HS)

• "Tomorrow's Stars" in pre-season (Lindy's)
• Started at right offensive tackle in every game this season.
• Part of an offensive line that allowed just nine sacks this season, including one sack against himself.
• Named All-Independent by Football News.

#37 Andree Taylor
CB • 5-9 • 172 • So-SQ
New Castle, Del. (Penn HS)

• Played in 10 games this season, mostly on special teams.
• Did not play against Duke.
• Saw action in one game on the defensive side of the ball (vs. Memphis) and had one tackle.
• Had five tackles on special teams this season.

#78 Terry Tilghman
OG • 6-6 • 276 • Sr-3L
Mesquite, Texas (HS)

• 1994 Pre-Season All-Independent (College Football Scene)
• 1994 Pre-Season 2nd Team All-Independent (The Sporting News)
• Pre-Season Best of the Rest (Athlon)
• Pre-Season "All-Underappreciated" (Lindy's)
• Started at center against Duke and also played offensive tackle.
• Started at right guard in last 10 games.
• Allowed only two sacks this season. Offensive line allowed only nine sacks this season.
• Named All-Independent by Football News.

#46 Tabari Wallace
SAF • 5-11 • 169 • Fr-RS
New Bern, N.C. (HS)

• Walk-on who has made tremendous contribution to Pirate secondary.
• Also fine special teams player. Has four tackles on special teams this season.
• Played on the defensive side of the ball in two games, making eight tackles (6 primary), with two pass deflections.
• Intercepted Central Florida pass late in game to save a 23-20 Pirate victory.
• Had seven stops in season finale against Memphis.

#45 Lorenzo West
DT • 6-3 • 243 • So-1L
Atlanta, Ga. (Decatur HS)

• Started every game this season at defensive tackle.
• Finished season with 51 total tackles (30 primary), with five behind the line of scrimmage (-19 yards).
• Also forced a fumble and recovered three. Had five pass deflections and 18 quarterback pressures (second on squad).
• Saw 754 snaps this sason, most on the defensive line.
• Had 10 tackles against Duke for season high.

Defensive	UT	AT	TT	TFL	SACKS	FF-FR	PD
Duke	3	7	10	0-0	0-0	0-0	2
Temple	1	1	2	0-0	0-0	1-1	2
Syracuse	3	0	3	1-2	0-0	0-0	0
So. Miss	5	1	6	0-0	2-14	0-0	0
South Caro.	1	3	4	0-0	0-0	0-0	0
Va. Tech	3	2	5	0-0	0-0	0-0	1
Tulsa	5	0	5	0-0	0-0	0-0	0
Cincinnati	4	3	7	1-1	0-0	0-0	0
Auburn	1	1	2	0-0	0-0	0-1	0
Central Fla.	2	0	2	0-0	0-0	0-0	0
Memphis	2	3	5	0-0	1-2	0-1	0
1994	30	21	51	2-3	3-16	1-3	5
1993	9	9	18	0-0	0-0	0-0	1
TOTALS	39	30	69	2-3	4-18	1-3	6

#63 Kevin Wiggins
C • 6-2 • 264 • Jr-1L
Pink Hill, N.C. (South Lenoir HS)

• Played in every game on the offensive line (center and guard). Started seven games at center.
• Came off the bench against Duke, Temple, Syracuse and Central Florida.
• Also saw action as a running back and tight end during the season.
• Was lead blocker on short yardage plays and did not have any statistics.
• Part of an offensive line that allowed just nine sacks this season.

#11 Allen Williams
WR • 6-1 • 205 • So-1L
Rock Hill, S.C. (Northwestern HS)

• Came off the bench in all 11 games at wide receiver.
• Finished season with 21 catches for 307 yards and three touchdowns.
• Caught 34-yard touchdown pass from Jason Nichols against Duke.
• Caught 45-yard touchdown pass from Marcus Crandell against Syracuse.
• Caught 4-yard touchdown pass from Marcus Crandell against Central Florida.

Receiving	No.	Yards	Avg.	TD	Long
Duke	2	43	21.5	1	34
Temple	0	0	0.0	0	0
Syracuse	2	70	35.0	1	45
So. Miss	3	41	13.7	0	21
South Caro.	0	0	0.0	0	0
Va. Tech	2	13	6.5	0	7
Tulsa	1	7	7.0	0	7
Cincinnati	1	15	15.0	0	15
Auburn	5	80	16.0	0	43
Central Fla.	2	11	5.5	1	7
Memphis	3	27	9.0	0	15
1994	21	307	14.6	3	45 (SU)
1993	13	202	15.5	1	42 (UCF)
TOTALS	34	509	14.9	4	45 (SU)

#47 Brian Williams
SN • 6-4 • 230 • So-1L
Garner, N.C. (HS)

• Saw action in all 11 games as deep snapper for punts.

#4 Damon Wilson
RB • 6-0 • 217 • Sr-3L
Jacksonville, Fla. (Ribault HS)

- Listed as number one fullback every game this season, but came off the bench in all games.
- Rushed for 36 yards on 18 carries and 2 touchdowns this season.
- Caught 6 passes for 21 yards this season.
- Senior leader on young team.

Rushing	Att.	Yards	Avg.	TD	Long
Duke	3	9	3.0	0	4
Temple	0	0	0.0	0	0
Syracuse	3	5	1.7	0	2
So. Miss	0	0	0.0	0	0
South Caro.	0	0	0.0	0	0
Va. Tech	3	6	2.0	1	4
Tulsa	3	9	3.0	1	8
Cincinnati	3	4	1.3	0	2
Auburn	0	0	0.0	0	0
Central Fla.	1	0	0.0	0	0
Memphis	2	3	1.5	0	2
1994	18	36	2.0	2	8 (Tulsa)
1993	24	73	3.0	0	16 (USM)
1992	5	13	2.6	0	7 (UC)
1991	34	82	2.4	5	16 (Akron)
TOTALS	81	204	2.5	7	16 (Akron, USM)



The practice fields are the classroom. Dowdy-Ficklen Stadium is the final exam. Steve Logan is the teacher.

It's the way the third-year East Carolina head coach prefers it.

"When I sat down and asked myself what I enjoyed most about coaching," said Logan, "it was the teaching that I enjoyed most and if teaching is what I enjoy then I would be teaching on Saturday as well."

If you spent time watching Logan on the sidelines, you'll get a feel how the 41-year-old coach uses Saturdays as another teaching tool.

He'll take one of his young quarterbacks on the sidelines and discuss different plans, options and ideas. It's a two-way conversation and the best way for a student-athlete to know what he's doing right and what's he doing wrong.

"He doesn't pressure you, he doesn't yell at you, but he makes sure you understand what you did wrong," said Jeff Blake, former Pirate and current New York Jets quarterback. "He makes sure you know everything about the game. He taught me how to keep my composure, how to be a leader."

The teaching and leadership roles continue also off the playing and practice fields. The Lawton, Okla. native, feels that if student-athletes are going to be the best they are going to be, it requires self-discipline, hard work and dedication.

Members of the football squad are told three things by Logan about playing football at East Carolina: 1) if you go to class and practice hard, you will play; 2) have fun playing the game of football, and; 3) play as hard as possible on every play and the wins and losses will take care of themselves.

"I like to see the responsibility for the little things fall upon the players rather than for me telling them to do it," said Logan.

"We never talk to our student-athletes about winning and losing - never," continues Logan. "We talk to them about showing up, playing every play as hard as they can play it and play to the last play of the game. We don't care who it is we're playing. We give a ton of respect to whoever that may be, home or on the road."

Logan developed much of his philosophy through the influence of several head coaches. He worked on the staff of current Ohio State coach JohnCooper at Tulsa, with current Dallas Cowboys coach Jimmy Johnson at Oklahoma State, with Bill McCartney at Colorado and with Bill Lewis at ECU.

When Lewis resigned to take the head coaching position at Georgia Tech, ECU Director of Athletics Dave Hart, Jr., did not have far to look for the school's 17th head football coach.

"It became obvious to me through conversations with Steve that he was the best man for the job," said Hart.

Logan is mostly credited with the development of the Pirate offensive attack during the 1990-91 seasons when he was ECU's offensive coordinator. In 1991, ECU finished the season with an 11-1 record and reached a Top Ten national ranking.

During the 1990-91 seasons, Logan coached quarterback Jeff Blake. The Sanford, Fla. native broke or tied 32 school records before leaving ECU, including most passing yards in a game, season and career. He was named the 1991 ECAC Player of the Year.

Logan continues to monitor the offensive side of the football closely. He still coaches the quarterbacks but also makes his way around the practice field to observer his coaches in action.

In 1992, it was Michael Anderson's turn to rewrite ECU record books. The Decatur, Ga. native, broke or tied 12 school records, including all of the school's sophomore records.

This season, as was in 1993, Logan has another young signal-caller with outstanding potential - Marcus Crandell. The Robersonville, N.C. sophomore, suffered a broken leg in the second game of last season and had to sit out the remainder of the year.

Meanwhile, Logan has to use redshirt freshman Chris Hester for three starts and true freshman Perez Mattison for six starts last season.

Logan came to ECU in 1989 after serving as quarterback coach at Mississippi State for two seasons. During his first season at ECU, he coached the running backs.

His coaching career started in 1975 as an assistant coach at Union High School in Tulsa, Okla. He began in the collegiate coaching ranks in 1980 as a tight ends coach at Oklahoma State under current Dallas Cowboys coach Jimmy Johnson and moved to Hutchinson Junior College the following year.

"I had to pull myself up by the bootstraps in this profession," said Logan. "I've been working for this moment 18-20 years. And I'm very ready."

Preparing Logan for his first major college head coaching job was several other stops along the way.

In 1983, he became offensive coordinator at Tulsa under John Cooper, who is currently head coach at Ohio State. While at Tulsa, Logan coached Steve Gage, who played three seasons with the WashingtonRedskins.

Logan left Tulsa for Colorado in 1985 and coached the Buffalo running backs for two seasons before going to Mississippi State, where he coached the Bulldog quarterbacks.

The year before Logan went to Colorado as running backs coach, the Buffaloes were 1-10. In 1985, Logan's first season at CU, the Buffaloes were 7-5, playing Washington in the Freedom Bowl. The following season, Colorado went 6-6, playing Baylor in the Bluebonnet Bowl.

Many players that Logan recruited to Colorado were on the 1990 squad, which finished 11-1-1 and won a share of the national championship.

While at Hutchinson Junior College, Logan was the Jayhawk Conference Coach of the Year in 1982.

While at Tulsa, Logan did not play football and had plans to get a doctorate degree and become a college professor.

"I realized I wasn't going to the NFL," said Logan. "But, I had to teach in the public schools before going to graduate school. There (Union High School) they wanted me to coach football. I got addicted."

During the next five years, Logan became a high school assistant coach while he completed all but six hours of credits towards his masters degree.

Leaving Union High School, Logan coached tight ends at Oklahoma State for Jimmy Johnson. He became hooked on the college game.

"I loved working with the kids and having an impact on their decisions in and outside of football," said Logan. "That, and the intrigue of competitive strategy, really hooked me."

And, since he began coaching in the college ranks, Logan has wanted to be a head coach. And, on Jan. 11, 1992, his dreams were realized.

Logan, an avid tennis player, and his wife, Laura, are the proud parents of two sons - Vincent and Nathanael.

Steve Logan Timeline

Education: Tulsa, Physical Education, 1973

At ECU: Begins 6th Year (third as head coach). Served as running backs coach during 1989 season. Was offensive coordinator and quarter backs coach for 1990-91 seasons. In first season as head coach in 1992, Pirates were 5-6. In 1993, the Pirates finished 2-9 and this season, ECU was 7-4. The improvement was the best in NCAA Division I-A this season, tied with Duke and Colorado State.

In Coaching: Has been in coaching 19 seasons, 14 in the collegiate ranks.

Birthdate: Feb. 3, 1953 in Lawton, Okla.

Family: Wife - Laura; Children - Vincent and Nathanael.

Coaching Experience: 1975-79 Union High School, Tulsa, Okla. (Assistant); 1980 Oklahoma State (Tight Ends); 1981-82 Hutchinson Junior College (Head Coach); 1983-84 Tulsa (Offen sive Coordinator); 1985-86 Colorado (Running Backs); 1987-88 Mississippi State (Quarter backs); 1989 East Carolina (Running Backs); 1990-91 East Carolina (Offensive Coordinator/ Quarterbacks); 1992- East Carolina (Head Coach).

Todd Berry
Offensive Coordinator/Running Backs

Education: Tulsa, Business, 1983
At ECU: 3rd Year (Jan. 29, 1992)
In Coaching: 12th Year
Birthdate: Nov. 12, 1960 in Springfield, Missouri
Coaching Experience: 1983 Tennessee (Graduate Assistant, Tight Ends); 1984 Saskatchewan Roughriders, CFL (Secondary); 1984 Tulsa (Wide Receivers); 1985 Oklahoma State(Graduate Assistant, Running Backs); 1986-88 Tennessee-Martin (Offensive Coordinator, Quarterbacks, Receivers); 1989-90 Mississippi State (Receivers); 1991 - Southeast Missouri State (Offensive Coordinator, Quarterbacks); 1992- East Carolina (Offensive Coordinator, Running Backs).

Todd Berry is in his third season at East Carolina after serving as offensive coordinator and quarterbacks coach at Southeast Missouri State during the 1991 season. Berry coaches the running backs and serves as offensive coordinator at ECU.

The 34-year-old Miami, Okla. native, began his collegiate coaching career as an undergraduate assistant for John Cooper at Tulsa in1982. Berry was also a graduate assistant at the University of Tennessee in 1983, working with the tight ends.

The 1994 St. Jude Liberty Bowl is Berry's second bowl game. In 1983, the Volunteers appeared in the Florida Citrus Bowl, defeating Maryland, 30-23.

He spent three weeks in the summer of 1984 working with the Saskatchewan Roughriders of the Canadian Football League, assisting his father, Reuben, who was the head coach.

Berry, a 1983 graduate of Tulsa, returned to his alma mater in 1984 as wide receivers coach. He then went to Oklahoma State as a graduate assistant in 1985 before becoming offensive coordinator at Tennessee-Martin for three seasons (1986-88).

While at Oklahoma State, Berry assisted with the coaching of Thurman Thomas, former All-America and current star with the Buffalo Bills.

Berry was at Mississippi State during the 1989-90 seasons, coaching the receivers. He spent the 1991 season at Southeast Missouri State.

While in high school, Berry earned all-state honors at quarterback at Miami High School in Miami, Okla. He was also all-state in track.

Berry, an honors student at Tulsa, and his wife, Lisa, are the parents of a daughter, Jordan.

Jim Fleming
Outside Linebackers

Education: University of the South, English, 1982
At ECU: 1st Year (Feb. 22, 1994)
In Coaching: 9th Year
Birthdate:
Coaching Experience: 1986-87 South Carolina (Graduate Assistant, Wide Receivers); 1988 Boise State (Wide Receivers, Tight Ends); 1989-92 Boise State (Defensive Coordinator, Defensive Backs, Special Teams); 1993 Brown (Defensive Coordinator); 1994- East Carolina (Outside Linebackers).

Jim Fleming, 34, begins his first season at East Carolina, coaching the outside linebackers.

Fleming comes to East Carolina after spending last season at Brown University as defensive coordinator. Before joining the staff of the Ivy League school, Fleming was the defensive coordinator and defensive backs coach for three seasons at Boise State University.

Fleming's Boise State's defenses led the Big Sky Conference in scoring defense in1990 while advancing to the NCAA Division I-AA playoffs. His 1991 defense ranked first in the Big Sky in all major statistical categories and finished first nationally in rushing defense. In 1992, the Broncos led the league in forced turnovers.

Fleming's defensive staff was also responsible for all special teams and ranked third nationally in kickoff returns in 1991 and led the Big Sky in punt returns in 1990 while also blocking 12 punts.

During his first season at Boise State, in 1988, Fleming coached the wide receivers and tight ends.

Prior to coming to Boise State, Fleming served as a graduate assistant coach for two years at the University of South Carolina, working with the Gamecocks' wide receivers.

A 1982 graduate of the University of the South, Fleming earned four letters while playing wide receiver an tight end. He was a second-team all-conference selection at wide receiver in 1980 and a first-team all-league tight end in 1981. He was also a four-year starter and team captain of the University of the South baseball team.

Fleming and his wife, Leslie, have three children, Jimmy, Will and Kate.

Jeff Jagodzinski
Offensive Line

Education: Wisconsin-Whitewater, Physical Education, 1985
At ECU: 6th Year (Dec. 22, 1988)
In Coaching: 10th Year
Birthdate: Oct. 12, 1963 in Milwaukee, Wisconsin
Coaching Experience: 1985 Wisconsin-Whitewater (Running Backs); 1986 Northern Illinois (Graduate Assistant, Offensive Line); 1987-88 LSU (Graduate Assistant, Offensive Line); 1989-91 East Carolina (Tight Ends, Asst. Offensive Line); 1992- East Carolina (Offensive Line).

Jeff Jagodzinski is in his sixth year at East Carolina as the youngest assistant coach on Steve Logan's staff. The 31-year-old Milwaukee, Wisc. native, came to ECU from Louisiana State University, where he was a graduate assistant, working with the offensive line.

"Jags" has spent the last three seasons working with the offensive line. In his first three seasons at East Carolina, Jagodzinski coached tight ends an assisted with the offensive line. Jagodzinski coached Luke Fisher, who was one of the most productive tight ends in college football in 1991.

In 1992, Jagodzinski coached Tom Scott, who was a first-team All-America and a sixth-round NFL draft pick by the Cincinnati Bengals.

The St. Jude Liberty Bowl will be Jagodzinski's fourth bowl game. While at LSU, the Tigers participated in the 1987 Gator Bowl and the 1988 Hall of Fame Bowl. The Pirates also participated in the 1992 Peach Bowl.

Jagodzinski served as a graduate assistant at Northern Illinois for one year, working with the offensive line. He began his coaching career at his alma mater, Wisconsin-Whitewater, coaching the running backs.

While playing at Wisconsin-Whitewater, Jagodzinski was a 1983 Wisconsin State University honorable mention all-conference selection at running back.

At West Allis Central High, he was an all-conference choice in football and participated on three conference championship teams in baseball. He was the conference rushing and scoring leader as a senior with over 1,200 yards and 13 touchdowns.

Jagodzinski and his wife, Lisa, were married during the summer of this year.

Paul Jette
Defensive Coordinator/Inside Linebackers

Education: Texas, , 1977
At ECU: 1st Year (Feb. 14, 1994)
In Coaching: 18th Year
Birthdate: Feb. 3, 1955 in
Coaching Experience: 1977-78 Texas (Graduate Assistant); 1979-82 Oklahoma State (Linebackers); 1983-84 Oklahoma State (Defensive Backs, 1984 - Defensive Coordinator); 1985 Miami, Fla. (Defensive Coordinator/Defensive Backs); 1986-88 Texas (Defensive Coordinator/Defensive Backs); 1990-91 Wisconsin (Defensive Backs); 1992-93 Texas Christian (Defensive Backs); 1994 - East Carolina (Defensive Coordinator/Inside Linebackers).

Paul Jette, 39, begins his first season at East Carolina, as defensive coordinator and coaching the inside linebackers.

Jette comes to East Carolina from Texas Christian University, where he served as defensive backfield coach for two seasons.

The Devine, Texas native, came to TCU from the University of Wisconsin, where he coached defensive backs during the 1990-91 seasons.

Jette served as defensive coordinator at his alma mater, the University of Texas, for three seasons, 1986-88. He also coached the Longhorn defensive backs.

He was also the defensive coordinator and defensive backfield coach at the University of Miami (Fla.) during the 1985 season.

The 1977 Texas graduate served two years as a graduate assistant at his alma mater, before going to Oklahoma State in 1979. He coached the linebackers from 1979-82 before moving to the defensive backs in 1983. In his final year at OSU in 1984, Jette also was the defensive coordinator and defensive backs coach. Jette and Logan were on the same coaching staff in 1980 at Oklahoma State.

Jette has coached in seven bowl games including the 1987 Bluebonnet Bowl, 1986 USF&G Sugar Bowl, 1984 Gator Bowl, 1983 Bluebonnet Bowl, 1981 Indepence Bowl, 1978 Cotton Bowl and 1978 Sun Bowl.

Jette and his wife, Vicki Wallace, have five children - three sons, Quinn, Will and David, and two daughters, Allison and Katharyn.

Doug Martin
Wide Receivers

Education: Kentucky, History, 1985
At ECU: 3rd Year (Jan. 29, 1992)
In Coaching: 8th Year
Birthdate: Feb. 4, 1963 in Knoxville, Tenn.
Coaching Experience: 1985-88 Kentucky (Graduate Assistant, Wide Receivers); 1988-91 East Tennessee State (Offensive Coordinator, Quarterbacks, Wide Receivers); 1992-93 East Carolina (Tight Ends, Special Teams Coordinator); 1994- East Carolina (Wide Receivers).

Doug Martin is in his third season at East Carolina, coaching the wide receivers after working with the tight ends for two seasons.

Before coming to ECU, the 31-year-old Oak Ridge, Tenn. native, served as offensive coordinator and quarterback coach at East Tennessee State for four seasons.

Martin, a 1985 graduate of Kentucky, served as a graduate assistant at his alma mater for two seasons.

In 1993, Martin coached Carlester Crumpler, who was named first-team All-America by the Walter Camp Football Foundation and drafted by the Seattle Seahawks.

A four-year letterman for the Wildcats, Martin was a part-time starter at quarterback in 1982 before injuries limited his playing time. In 1982, Martin completed 39 of 83 passes for 423 yards and a touchdown. He played his first season for Fran Curci and his last three seasons for Coach Jerry Claiborne.

Martin won the Courage Award at UK in 1982. In 1984, Martin's senior season, Kentucky defeated Wisconsin, 20-19, in the Hall of Fame Bowl. In 1985, he received the game ball in the Wildcats' 27-7 victory over Cincinnati.

While at Kentucky, Martin worked with Cornell Burbage, a wide receiver with the Dallas Cowboys.

While in high school, Martin led Oak Ridge High School to consecutive state titles as a junior and senior. In those seasons, Martin completed 143 of 214 passes for 3,105 yards and 37 touchdowns.

His hobbies include fishing, tennis and basketball.

Martin and his wife, Vicki, are the parents of three children, Cory, Molly and Bobby.

Chuck Pagano
Defensive Backs

Education: Wyoming, Marketing, 1984
At ECU: 4th Year (1989-90; Jan. 29, 1992)
In Coaching: 11th Year
Birthdate: Oct. 2, 1960 in Boulder, Colo.
Coaching Experience: 1984-85 Southern California (Graduate Assistant, Inside linebackers, Defensive Backs); 1986 Miami, Fla. (Graduate Assistant, Defensive Backs); 1987-88 Boise State (Outside Linebackers); 1989 East Carolina (Defensive Backs); 1990-91 Nevada-Las Vegas (Defensive Coordinator, Defensive Backs); 1992-93 East Carolina (Outside Linebackers); 1994- East Carolina (Defensive Backs).

Chuck Pagano returned to East Carolina in 1992 after serving two seasons as an assistant coach at the University of Nevada-Las Vegas. Pagano coached the defensive backs this season after coaching the outside linebackers for two seasons.

The 34-year-old Boulder Colo. native, began his coaching career as a graduate assistant, working with inside linebackers, at Southern California in 1984. During that season, the Trojans won the Pac-10 title and beat Ohio State in the Rose Bowl.

In 1985, while working with defensive backs at Southern Cal, the Trojans earned a trip to the Aloha Bowl.

Pagano moved to Miami (Fla.) as a graduate assistant in 1986, working with defensive backs. The Hurricanes played for the national championship that season before falling to Penn State in the Fiesta Bowl.

He then moved on to Boise State to coach the outside linebackers. In 1988, the Broncos went to the NCAA Division I-AA playoffs.

Pagano began his first stint at ECU the following season, under Bill Lewis.

After one season at ECU, Pagano moved on to UNLV, where he served for two seasons, working with defensive backs. He was named defensive coordinator in 1991.

An all-state defensive back at Fairview High School in Boulder, Colo., Pagano helped his team to the 1978 state championship. At Wyoming, Pagano started for two years as a strong safety and was a four-year letterman.

Pagano and his wife, Tina, have two children, Tara and Taylor.

Willie Scott
Tight Ends

Education: South Carolina, Health Education, 1981
At ECU: 1st Year (Feb. 22, 1994)
In Coaching: 3rd Year
Birthdate: Feb. 13, 1959 in Newberry, S.C.
Coaching Experience: 1991 Newberry College; 1993 South Carolina (Graduate Assistant, Tight Ends/Offensive Line); 1994 - East Carolina (Tight Ends).

Willie Scott joins the East Carolina coaching staff after working as a graduate assistant on the South Carolina staff last season. He will coach the tight ends at East Carolina.

A 1981 graduate of South Carolina and a standout tight end with the Gamecocks, Scott enjoyed a stellar career in the National Football League. Scott was the 14th player selected in the 1981 NFL Draft by the Kansas City Chiefs. He played for the Chiefs for five seasons before finishing his career in 1989 after a three-year stay with the New England Patriots.

Scott helped lead the Gamecocks to two post-season bowl games - the 1979 Hall of Fame and the 1980 Gator Bowl.

Following his retirement from professional football, Scott served one year on the coaching staff at Newberry College. In 1992, Scott worked as the assistant ticket manager at South Carolina.

Scott earned his bachelor's degree in Health Education from South Carolina in 1981 and worked on his master's degree in Education while on the South Carolina coaching staff.

Scott is married to the former Mamie Martin of Columbia.

Dale Steele
Assistant Head Coach

Education: South Carolina, Physical Education, 1976; Ball State, Master of Education, 1978
At ECU: 6th Year (Jan. 13, 1989)
In Coaching: 19th Year (Begins 18th in College Coaching)
Birthdate: Aug. 17, 1955 in York, Alabama
Coaching Experience: 1976 A.C. Flora High School, Columbia, S.C. (Assistant); 1977 Ball State (Graduate Assistant, Offensive Line); 1978-79 Wisconsin (Tight Ends, Head JV Coach); 1980-82 Tulane (Tight Ends, Recruiting Coordinator); 1984-86 Wichita State (Outside Linebackers, Tight Ends); 1987-88 Kansas State (Tight Ends, Wide Receivers); 1989-93 East Carolina (Wide Receivers); 1994- East Carolina (Asst. Head Coach).

Dale Steele, a 19-year coaching veteran, was named assistant head coach at East Carolina this season. For the past five seasons, he tutored the Pirate wide receivers.

In his role, Steele will handle administrative duties for football, including travel and recruiting.

In 1989, Steele coached record-setter Walter Wilson, who was a third-round draft pick by the San Diego Chargers.

Steele, 39, has also coached tight ends, outside linebackers and the offensive line during his coaching career.

Before arriving at Kansas State, Steele served on the Wichita State staff for three seasons, the first two with the outside linebackers and the last year with the tight ends. At Tulane, he was the tight ends coach and handled all recruiting coordinator duties.

Steele began college coaching at Ball State in 1977 as a graduate assistant, working with the offensive line. It was there that he earned his master's degree. He then moved on to Wisconsin in 1978 as the tight ends coach and was also the head coach of the Badger JV squad.

After graduating from the University of South Carolina in 1976, Steele coached for one season at A.C. Flora High School in Columbia. Steele played offensive guard for the Gamecocks.

Steele participated in wrestling and football at Autauga County High School in Prattville, Ala., where he lettered three years.

Steele and his wife, Pam, are the parents of two children, Meghan and Kelsey.

Cliff Yoshida
Defensive Line

Education: Cal Poly Pomona, , 1963
At ECU: 1st Year (Feb. 22, 1994)
In Coaching: 24th Year
Birthdate: Sept. 11, 1939 in Los Angeles, Cal.
Coaching Experience: 1970-72 Utah State (Defensive Line, Defensive Coordinator); 1973-77 Wake Forest (Defensive Coordinator - 1973, 1975-77, Defensive Line - 1974); 1978-80 Duke (Defensive Coordinator); 1981-86 Virginia Tech (Defensive Line); 1987-92 Wake Forest (Defensive Line); 1993 Southern University (Defensive Coordinator); 1994 - East Carolina (Defensive Line).

A 24-year college coaching veteran, Cliff Yoshida joins the Pirate staff after serving as defensive coordinator at Southern University in Baton Rouge, La. last season. Yoshida will coach the defensive line at East Carolina.

Before joining the Jaguar staff, Yoshida spent six years at Wake Forest University (1987-92), and six years at Virginia Tech (1981-86), coaching the defensive line, under head coach Bill Dooley.

While at Virginia Tech, Yoshida played a key role in a Hokie defense that ranked among the national leaders in both rushing and scoring defense. His most well-known pupil during that time was Bruce Smith, the 1984 Outland Trophy winner, and the number one pick in the 1985 NFL Draft by the Buffalo Bills, his current team.

Yoshida was also an assistant coach at Duke for three seasons (1978-80) and Wake Forest for five seasons (1973-77). He was the defensive coordinator for each of those seasons with the exception of the 1974 campaign, where he coached the defensive line.

The 1963 graduate of Cal Poly Pomona, was an All-America guard and linebacker in college, where he was named Most Valuable Player as a senior in 1963.

Yoshida entered the coaching ranks in 1970 as an assistant coach at Utah State University, where he coached for three seasons. Following college graduation, Yoshida served five years with the U.S. Marine Corps, attaining the rank of captain, and also helped coach the Quantico Marine squad in 1969.

Yoshida has a son, Chris, a student at Wake Forest.

Gary Montoya
Graduate Assistant Coach

Gary Montoya is in his first season as a graduate assistant coach for the East Carolina football squad. He works with the offensive staff and special teams.

Montoya began his collegiate coaching career as a student assistant at Los Angeles Valley College, where he worked with the defensive backs and tight ends in 1989-90.

The Las Vegas, Nev. native, transfered to Utah State, where he was a student assistant for two years (1992-93), working with defensive backs.

Montoya, 25, was an all-conference and all-state defensive back at Bishop Manogue High School in Reno, Nev. He later played at Butte College in Orroville, Cal. for two seasons, before joining the coaching ranks.

David Blackwell
Student Assistant Coach

David Blackwell, 23, begins his third season as a student assistant coach on the ECU football staff. He coaches the rush ends.

Blackwell came to East Carolina from Berea, S.C., in 1989 as an offensive lineman. He redshirted his first season and played in eight games as a redshirt freshman in 1990. He suffered a career-ending neck injury before the 1991 season.

A physical education major, Blackwell was named one of The Sporting News' Best of the Rest in the 1989 recruiting class. He earned four letters in football and three in track and wrestling at Berea High School.

Chad Hannon
Student Assistant Coach

Chad Hannon, 22, begins his second season as a student assistant coach on the ECU football staff. He assists with the offensive line.

Hannon came to ECU from Greer, S.C. in 1990 as an offensive lineman. He earned his only varsity letter in 1991 on the offensive line. He suffered a career-ending knee injury before the 1992 season.

An industrial technology major, Hannon was named all-state by the Greenville News during his senior year. He earned four letters in football, three in baseball and two in wrestling at Greer High School.

ECU Chancellor - Dr. Richard R. Eakin

For Chancellor Richard R. Eakin, the terms "academics" and "athletics" are not mutually exclusive, but mutually reinforcing. He knows from personal experience.

As a Geneva College undergraduate, he majored in mathematics and physics while a member of the basketball team. He also served as President of the Student Senate and Class Valedictorian and was graduated in 1960 with the honor summa cum laude.

Today Dick Eakin is in his eighth year as ECU's chief executive officer and his leadership mark is evident throughout ECU, including athletics.

He has a vision of greatness for ECU and leads in the belief that the University can build upon and add to its elements of distinction and strong tradition for excellence in teaching, research, regional services and athletics.

With enthusiasm and remarkable stamina, Dr. Eakin pursues this vision around the clock and on-the-road as ECU's highly visible top ambassador.

Strategic planning has been the linchpin of the Chancellor's administration. From it have evolved new degree programs, new and stronger centers for excellence, campus beautification and modernization of facilities, an emphasis on computer technology for students and faculty, and an energetic, focused fund-raising plan for academics, athletics and medicine.

Improved campus life and student services continue to be high on the Chancellor's agenda. Under his direction, the campus has a new state-of-the-art dining hall and is building a student recreation and wellness center, and a $30 million addition to the campus library. ECU's reputation as one of the leading family practice, primary care medical schools in the country is being enhanced with new centers for the treatment of cancer, diabetes, heart disease, and alcohol and drug abuse.

In pursuit of ECU's goals, Chancellor Eakin holds leadership positions with the Southern Association for Colleges and Schools (SACS) and the College Football Association (CFA), and is in the forefront of economic and community development in Greenville and throughout Eastern North Carolina. He was chairman of the CFA Board of Directors during 1993-94.

Before his ECU appointment in 1987, Dr. Eakin served for 23 years as a member of the mathematics faculty at Bowling Green State University, where he was also a vice president.

A native of New Castle, Penn., Dr. Eakin was awarded a master's degree as well as a doctorate in mathematics with a minor in economics from Washington State University. He and his wife, the former Jo Ann McGeehan, have two adult children, Matthew of Charlotte and Maridy of Raleigh.



Within intercollegiate athletics circles, Dave Hart, Jr., has earned an outstanding reputation as one of the country's most respected athletics administrators. Hart has gained national recognition for his skills in the areas of athletics management, public relations, marketing and fundraising.

Since being appointed Director of Athletics at East Carolina University on December 21, 1987, Hart has lead ECU Athletics to new levels of achievement. Under his leadership, ECU Athletics has gained the respect of its peers for the commitment to excellence and integrity exhibited throughout the athletics program.

In making the appointment of Hart, Chancellor Richard Eakin stated, "Dave has an exceptional understanding of all aspects of athletics administration."

While enhancing the image and reputation of ECU athletics, Hart has structured several programs of significance within the Department. The most notable might be ECU's comprehensive Student Development Program for all student-athletes. Two years ago, the Department of Athletics received a half-million dollar gift, from Bob and Margaret Ward of Burlington, N.C., towards the endowment of the Student Development Program. ECU has recently been selected as one of five advisory schools within the NCAA's Life Skills Pilot Program targeted for all 106 Division I-A programs. Forty-one of the 106 I-A programs have volunteered for the Pilot Program, which will focus on the total development of student-athletes. Hart serves as Vice Chairman for the Missions and Values Committee of the I-A Athletics Director's Association which proposed the Life Skills Program, called CHAMPS, at the I-A level, in conjunction with the NCAA Foundation.

ECU also participated in the NCAA's Pilot Certification Program in 1991-92, as one of thirty-five Pilot schools. Athletics Certification has since been adopted for all of Division I. When the University completed its Southern Association of Colleges and Schools accreditation program in 1992, the Athletics Department received one of four commendations from the SACS review team for the manner in which the Department of Athletics is managed at ECU.

Women's athletics have made great strides during Hart's tenure as Athletics Director. Indoor Track and Soccer have been added as Lady Pirate sports while the budget for women's athletics has tripled. In addition, scholarship support for women's athletics at ECU has tripled in the last five years. In 1990, ECU initiated a "Ladies First" fund-raising concept with a goal of raising one million dollars to help endow additional scholarships for student-athletes participating on Lady Pirate teams.

Revenue growth has been one of Hart's continuing goals. Since 1989, ECU's athletics budget has more than doubled to a current level of $8.5 million. During that same period of time, the athletics endowment fund has grown from $300,000 to over $2 million while the Department's fund balance has gone from a meager $65,000 to nearly $2 million.

Facility enhancement is tangibly evident during Hart's tenure. He has planned, overseen and spearheaded tremendous growth in facilities within the athletics complex totaling nearly $30 million. Renovations to Scales Field House, which houses ECU's non-revenue sports, Baseball's Harrington Field, and the Lady Pirate Softball Field, are among "facelift" projects which have been ongoing during Hart's tenure. He helped plan and coordinated the transition into the Ward Sports Medicine Building, a $6.5 million project, which is one of the finest facilities of its kind in the nation. This winter, Williams Arena will open in Minges Coliseum following an $11.4 million renovation. The renovation includes chairback seating, air conditioning, a new playing surface, new concession stands and new locker rooms for the men's and women's basketball programs. Targeted for 1996 is a $9 million expansion to newly named Dowdy-Ficklen Stadium to include a state of the art press box facility and club level seating. Also, targeted for 1996 is a new $1.5 million, two story multipurpose Pirate Club Building to house Ticket Office staff, Pirate Club functions and staff, and a 300 seat banquet hall with easy access to the Coliseum and Stadium.

Pirate athletics continue to gain exposure and credibility under Hart's guidance. In the past four years, ECU football enjoyed seven telecast appearances while finishing 11-1 and ranked ninth in the nation in 1991 and a St. Jude Liberty Bowl bid in 1994. The men's basketball program has also reached new levels of success and exposure, winning the CAA Championship in 1993 and making their first NCAA appearance since 1972. Pirate Baseball has made five trips to the NCAA Tournament since 1988 and the Pirate Golf team has captured the last five CAA golf crowns.

Lady Pirate softball and men's and women's Swimming have excelled during that same time frame with the Softball team posting a school record 42 wins in 1992. Pirate Track and Cross Country athletes have set numerous school records during the last three years illustrating the positive growth taking place throughout the program.

Hart has served on several committees during his tenure as Director of Athletics. He was appointed in January to the prestigious NCAA Council. He also serves on the NCAA's Special Events/Post-Season Bowls Committee. He chairs the Colonial Athletic Association's Marketing Committee and serves on the CAA Gender Equity Committee.

Hart was named Associate Director of Athletics for External Relations and Executive Director of the Pirate Club in 1985. His duties included the raising of funds for athletic scholarships through the Pirate Club, as well as overseeing all external areas of the athletics department.

During his first two years in that position, the Pirate Club experienced record-setting growth as it surpassed the coveted $1 million mark in contributions for the first time ever. The 1987 campaign saw another record performance under his direction as the Club exceeded the $1.2 million level.

Hart first joined the ECU athletics department in 1983 as an Assistant Athletics Director for Marketing. It was the first time that ECU had ever employed a full-time staff member for marketing, and it immediately brought dividends.

ECU's marketing program gained national attention for the rapid growth in crowd participation through tailgating and other promotional efforts. Hart was also responsible for implementing the "Great Pirate Purple/Gold Pigskin Pig-Out Party," which is a weekend extravaganza surrounding the spring football game.

Additionally, attendance at home football games increased greatly as evidenced by the fact that 11 of the top 12 crowds in Ficklen Stadium history have entered the turnstiles since the 1983 season. Promotional ventures such as the "Ain't It Great to Tailgate" idea have added to the atmosphere at Pirate home games.

Hart is a popular speaker at the national level and has authored articles for a number of national publications. He has made numerous speaking presentation at conventions and seminars on program management, marketing, fundraising, and personnel transition. For the past seven years he has been an instructor at the National Association of Collegiate Directors of Athletics' Management Institute.

Hart, just the fifth athletics director in ECU history, received his undergraduate and graduate degrees from the University of Alabama, earning a B.S. in English/Speech in 1971 and a master's degree in 1972. He attended Alabama on a basketball scholarship and was a graduate assistant coach for the Crimson Tide program in 1972. He won nine varsity letters in football, basketball and baseball at Annapolis (MD) High School where he was also an All-State basketball and football player.

He is married to the former Pam Humble of Tuscaloosa, Ala., and they have three children - Ricky (22), Jamie (20) and Kelly (17).

East Carolina University, a diverse, comprehensive university, is known for the quality and breadth of its academic programs and for its pursuit of excellence in a variety of activities.

With an enrollment of nearly 18,000 students, ECU is the third-largest institution of the 16-campus University of North Carolina system. It has a work force of more than 3,500, a faculty numbering more than 1,100 and a budget of almost $290 million.

The campus today is alive not only with the activities of its students and faculty but also with the whir and clatter of construction crews. More than 20 percent of the campus is under construction or renovation or will be in the next few months. Among the prominent projects are the Student Recreation Center, which will be completed in the fall of 1995, and the additions and renovations to Joyner Library, which will be under way for four years.

ECU students come from all 100 of North Carolina's counties, 45 states and 38 nations. Of the students, 57 percent are women, 83 percent are undergraduates and 13 percent are minorities.

The university offers 106 undergraduate degree tracks and 92 graduate degree tracks. It conferred 3,416 degrees during the 1992-93 academic year, and it has close to 70,000 living alumni.

Here is a selection of other distinctions of ECU:

• It has the largest teacher-education program in North Carolina and the 15th largest in the nation.

• It has one of the largest art schools in the Southeast and the only art program in North Carolin accredited by the National Association of Schools of Art and Design. The Wellington B. Gray Gallery is one of the largest contemporary art galleries in North Carolina.

• The School of Medicine has ranked No. 1 nationally in the percentage of graduates entering primary care fields.

• The School of Social Work is the only one in North Carolina with both undergraduate and graduate programs accredited by the National Council on Social Work Education.

• In the School of Human Environmental Sciences, the hospitality management program is one of only two such programs in North Carolina. The child life program is the first one in North Carolina.

• The music education program in the School of Music is among the largest and strongest in the Southeastern United States. The music therapy program is the only one in a state-supported school in North Carolina.

• The school of Business has the second-oldest accredited MBA program in the state.

• The university has state-of-the-art student computing labs campus-wide and some of the finest discipline-specific student computing labs in the nation.

• The Department of English publishes seven scholarly and literary journals: Children's Folklore Review, The Concord Saunterer, minnesota review, North Carolina Literary Review, Tar River Poetry, The Thoreau Society Bulletin and Victorians Institute Journal.

East Carolina (7-4) at Illinois (6-5)
Sat., Dec. 31, 1994 • 1:00 p.m. EST
St. Jude Liberty Bowl
Liberty Bowl Memorial Stadium •
Memphis, Tenn. (62,380)

THE GAME

East Carolina (7-4) will play Illinois (6-5) in the St. Jude Liberty Bowl on Sat., Dec. 31, 1994 at 1 p.m EST (Noon Memphis Time) in the Liberty Bowl Memorial Stadium. The Pirates received the bowl bid by winning the Liberty Bowl Alliance, a coalition of five teams - ECU, Memphis, Tulane, Southern Miss and Cincinnati. Illinois will finish fifth in the Big Ten Conference, with a 4-4 conference mark. Michigan State, 4-3, visits Penn State on Nov. 26.

RADIO/TELEVISION

The contest will air on the 34-station Pirate Sports Network, with stations in North and South Carolina and Virginia. Jeff Charles will call the play-by-play with former ECU running back Carlester Crumpler providing color commentary. Martin Feurer serves as pre-game, halftime and post-game host.

The Fighting Illini Football Network is the largest in the Big Ten Conference with over 50 stations in Illinois and six other states. Jim Turpin handles the play-by-play duties with Loren Tate handing color commentary.

The game will be televised nationwide by ESPN.

THE COACHES

ECU head coach Steve Logan (Tulsa, '75) is in his third season as head coach of the Pirates, with a 14-19 school and overall record (42.4 percent). The Pirates were 5-6 in Logan's first season an 2-9 last season. Logan served as an assistant coach to Bill Lewis at ECU for three seasons before being named head coach on Jan. 11, 1992. Logan came to ECU in 1989 as running backs coach and served 1990-91 as offensive coordinator/quarterback coach. The 41-year-old Lawton, Okla. native, has also been an assistant at Mississippi State (quarterbacks, 1987-88), Colorado (running backs, 1985-86), Tulsa (offensive coordinator, 1983-84) and Oklahoma State (tight ends, 1980). Logan was also the head coach at Hutchinson (Kan.) Junior College in 1981-82. He has never coached against Illinois.

Lou Tepper (Rutgers, '67) is in his third full season as head coach of the Illini, with a school and overall mark of 17-17-1. Tepper was named head coach at Illinois before the 1991 John Hancock Bowl when John Mackovic left to becoe head coach at Texas. Tepper came to Illinois from Colorado, where he was defensive coordinator from 1983-87 (assistant head coach last two seasons). He has also been an assistant at Virginia Tech (1978-82), William & Mary (1972-77), New Hampshire (1968-71) and Pittsburgh (1967). Tepper has never coached against ECU.

Tepper and Logan were on the same coaching staff at Colorado during the 1985-86 seasons.

THE SCHEDULES

East Carolina (7-4)

Sept. 10	at Duke (L, 10-13)
Sept. 17	at Temple (W, 31-14)
Sept. 24	SYRACUSE (L, 18-21)
Oct. 1	SOUTHERN MISS (W, 31-10)
Oct. 8	at South Carolina (W, 56-42)
Oct. 15	VIRGINIA TECH (L, 20-27)
Oct. 22	at Tulsa (W, 28-21)
Oct. 29	CINCINNATI (W, 35-21)
Nov. 5	at Auburn (L, 21-38)
Nov. 12	CENTRAL FLORIDA (W, 23-20)
Nov. 19	at Memphis (W, 30-6)

Illinois (6-5)

Sept. 1	*Washington State (L, 9-10)
Sept. 10	MISSOURI (W, 42-0)
Sept. 17	NORTHERN ILLINOIS (W, 34-10)
Oct. 1	PURDUE (L, 16-22)
Oct. 8	at Ohio State (W, 24-10)
Oct. 15	IOWA (W, 47-7)
Oct. 22	MICHIGAN (L, 14-19)
Oct. 29	at Northwestern (W, 28-7)
Nov. 5	at Minnesota (W, 21-17)
Nov. 12	PENN STATE (L, 31-35)
Nov. 19	at Wisconsin (L, 13-19)

SERIES HISTORY

Illinois leads the series between the two teams, 2-0. The first meeting between the teams was on Sept. 19, 1987 in Champaign, Ill. The Illini came away with a 20-10 victory. On Aug. 31, 1991 in Champaign, Illinois defeated ECU, 38-31. The two teams are scheduled to meet again next season - on Sept. 23, 1995.

LAST MEETING

Illinois got out to a 38-10 third quarter lead and held on to defeat ECU, 38-31, on Aug. 31, 1991 in Champaign, Ill. in front of a national television (ESPN) audience. The Pirates comeback started when quarterback Jeff Blake hit Dion Johnson with a 40-yard pass with 3:16 left in the third quarter. Less than four minutes later, Blake hit Clayton Driver with a 16 yard TD strike and put the Pirates within two touchdowns, 38-24. With 1:46 left in the game, Blake hit Johnson again with an 80-yard TD strike to pull ECU within a touchdown. The Pirates recovered the ensuing onside kick, but could not get the needed touchdown.

Blake completed 21 of 42 passes for 353 yards with three touchdowns and an interception. Johnson caught five of his passes for 157 yards and two scores. Robert Jones led the Pirate defense with 14 tackles,

LAST GAME IN REVIEW

Before 23,355 fans at the Liberty Bowl Memorial Stadium in Memphis, Tenn., East Carolina defeated Memphis, 30-6. The Tigers, coming into the contest with the nation's second-ranked defense, could not stop quarterback Marcus Crandell and the Pirates. Crandell completed 35 (school reord) of 51 passes for 322 yards with three touchdowns and two interceptions. The Pirates rolled up 472 yards of total offense, while holding Memphis to 298 yards. Junior Smith had 73 yards rushing on 17 carries and a touchdown. ECU never trailed in the contest.

FOUR TOUGH LOSSES

The Pirates have lost four games by 30 points to four of the top teams in the country. ECU lost to Duke, 13-10, Syracuse, 21-18, Virginia Tech, 27-20, and Auburn, 38-21. In the final regular season CNN/USA TODAY Top 25 poll, Virginia Tech was ranked 15th (8-3), Duke is 21st (8-3) and Syracuse is unranked (7-4). Auburn (9-1-1) in not eligible to be ranked in the CNN/USA TODAY poll, but is 9th in the AP poll. The four teams are a combined mark of 32-10-1.

ALL-TIME RECORD

ECU has fielded 59 teams during the school's 63 years of playing collegiate football. During that span, the overall record for Pirate football is 285-269-11, a 51.4 winning percentage. In games played at Dowdy-Ficklen Stadium, the Pirates hold a 102-49-1 mark, a 67.4 winning percentage. In the 1990s, the Pirates are 30-26, a 53.6 winning percentage, and averages six wins per season.

LIBERTY BOWL ALLIANCE

Five NCAA Division I-A Independents, including East Carolina, have formed an alliance of schools that will compete for a berth in the St. Jude Liberty Bowl this season. ECU, along with Tulane, Southern Mississippi, Memphis and Cincinnati, battled for a spot in the Dec. 31, 1994 bowl game. The best overall NCAA Division I-A record between the schools will qualify the school for the berth. ECU played one NCAA Division I-AA school this season (def. Central Florida, 23-20, on Nov. 12) and played every school in the alliance with the exception of Tulane. The final standings are below:

School	W-L	Pct.	Last Game
ECU	7-4	.636	def. Memphis, 30-6
Memphis	6-5	.545	lost to ECU, 6-30
Southern Miss	6-5	.545	OPEN
Cincinnati	2-8-1	.227	def. Tulsa, 28-13
Tulane	1-10	.091	lost to LSU, 24-49

ECU'S LIBERTY BOWL ALLIANCE PLAYER OF THE WEEK HONOREES

vs. Duke - None
vs. Temple - Junior Smith (Offense)
vs. Syracuse - None
vs. Southern Miss - Marcus Crandell (Offense), Dwight Henry (Defense), Matt Levine (Special Teams)
vs. South Carolina - Junior Smith (Offense), Matt Levine (Special Teams)
vs. Virginia Tech - Marcus Crandell (Offense)
vs. Tulsa - Mark Libiano (Defense), Mitchell Galloway (Special Teams)
vs. Cincinnati - None
vs. Auburn - Junior Smith (Co-Offense)
vs. Central Florida - None
vs. Memphis - Marcus Crandell (Offense), Matt Levine (Special Teams)

ECU INJURY REPORT

So. WR Mitchell Galloway (knee/Auburn) - Missed last two regular season games. Will return for Liberty Bowl.

Jr. DB Hank Cooper (knee/Cincinnati) - Out for the season.

Jr. DB Bruce Pearson (neck/South Carolina) - Out for the season.

So. LB Carlos Brown (ribs/Auburn) - Should return for Liberty Bowl.

Jr. OLB Jermaine Smith (elbow/practice before Auburn game) - Probable for Liberty Bowl.

DEPTH CHART MOVES

Perez Mattison (Anderson, S.C.) returned kick-offs in last two games, replacing the injured Mitchell Galloway. The sophomore also saw some time at wide receiver but did not catch any passes in the last two games.

David Hart (Winston-Salem, N.C.) has started the last four games at right cornerback with the injury to Hank Cooper, who had started the previous six games.

IMPROVEMENTS ON DEFENSE

In 1994, the Pirates rank 19th in the nation in rushing defense, 22th in pass efficiency defense, 59th in total defense and 34th in scoring defense. ECU's defense has seen a vast improvement in the last three seasons. Take a look:

NCAA Rankings in Parenthesis

Category	1992	1993	1994
Total Defense	456.7 (105)	357.1 (47)	366.8 (57)
Rushing Defense	253.4 (106)	159.4 (T51)	119.4 (20)
Pass Eff. Defense	135.8 (98)	128.2 (70)	105.02 (18)
Scoring Defense	33.4 (101)	29.9 (85)	21.2 (32)

Pirates' Top Defensive Performances in the 1990s (Total Yards)

168 vs. Southern Miss (Oct. 23, 1993), USM, 24-16
196 vs. Southern Miss (Nov. 9, 1991), ECU, 48-20
253 vs. Duke (Sept. 10, 1994), Duke, 13-10
288 vs. Washington (Sept. 24, 1993), Washington, 35-0
298 vs. Memphis (Nov. 19, 1994), ECU, 30-6
301 vs. Memphis State (Nov. 3, 1990), ECU, 24-17

Pirates' Top Defensive Performances in the 1990s (Rushing Yards)

26 vs. South Carolina (Oct. 8, 1994), ECU, 56-42
31 vs. Memphis (Nov. 19, 1994), ECU, 30-6
50 vs. Memphis State (Oct. 2, 1993), MSU, 31-14
63 vs. Temple (Sept. 17, 1994), ECU, 23-20
66 vs. Syracuse (Oct. 23, 1993), ECU, 23-20
77 vs. Southern Miss (Oct. 23, 1993), USM, 24-16

TAKING ADVANTAGE OF TURNOVERS

During the 1994 season, the Pirates have scored 104 of their 303 points off of turnovers, 34.3 percent. Last season, ECU had only 34 points off turnovers.

ONE OF THE MOST IMPROVED

During the college football season, East Carolina is showing to be one of the most improved teams in the country over last season. Below is a chart of the top seven improved programs based on last year's total wins and this year's wins thus far:

+5 - Duke (3-8 to 8-3)., East Carolina (2-9 to 7-4), Colorado State (5-6 to 10-1),

+4 - Mississippi State (3-6-2 to 7-3), Southern Miss (2-8-1 to 6-5), Central Michigan (5-6 to 9-2), Oregon (5-6 to 9-3).

THREE-AND-OUTS

In the opponents' 155 drives this season, 59 have been three plays or less without giving up a score, a 38.1 percent success rate. Opponents have been stopped three-downs-and-out 40 times. In 19 other times, opponents have turned the ball over in the first three plays of a drive.

TRUE FRESHMAN LEARING YOUNG

This season, six true freshmen have seen action for the Pirates. They are punter Matt Levine (North Potomac, Md.), linebacker Alphonso Collins (Thompson, Ga.), long-snapper Jason Shell (China Grove, N.C.) defensive tackle Roberto Santiago (Hackensack, N.J.), wide receiver Mike Sellers (Covington, Ga.) and linebacker Matt Semenza (Haslet, N.J.).

FORMER HIGH SCHOOL QUARTERBACKS

There are seven former high school quarterbacks that are playing different positions at East Carolina. They are listed below:

Name	New Position
Hank Cooper	DB
Ed Crabtree	P/H
Morris Foreman*	OLB
Matt Levine*	P/K
Jason Nichols*	WR
Scott Richards	TE
Perez Mattison	WR/RS

* - starters at respective positions.

IT'S A YOUNG TEAM AFTER ALL

There were only eight seniors on East Carolina's depth chart for the Memphis game, and five of them are projected starters. On offense, senior starters are right guard Terry Tilghman (Mesquite, Texas), full-back Damon Wilson (Jacksonville, Fla.) and running back Junior Smith (Fayetteville, N.C.). On defense, nose guard John Krawczyk (Oglesby, Ill.) and outside linebacker Willie Brookins (West Palm Beach, Fla.) are starters. 11 of ECU's 23 positions started were either freshmen or sophomores against Memphis.

PIRATES HONORED BY CFA

For the first time, East Carolina's football program received special mention by the College Football Association for its graduation rates. ECU received honorable mention status from the CFA for having a graduation rate of 70 percent or higher in the 1988 recruiting class.

OFFENSIVE LINE PROTECTING CRANDELL

This season, ECU quarterbacks were sacked just nine times for minus 63 yards. Marcus Crandell has been sacked just three times in the last 22 quarters. The ECU offensive line did not give up a sack against Duke, Southern Miss, Tulsa, Cincinnati and Memphis. The starting offensive line has consisted of left tackle Ken Carroll/Charles Boothe (started last two games), left guard Jamie Gray, center Kevin Wiggins/Derrick Leaphart, right guard Terry Tilghman and right tackle Ron Suddith.

INDIVIDUAL HEADLINERS

SMITH BREAKS ECU CAREER RUSHING MARK

ECU senior running back Junior Smith is now the school's career rushing yeader with 3,672 yards on 729 attempts, a 5.04 yard per carry average. The All-America candidate surpassed Carlester Crumpler's (1971-73) career mark of 2,889 yards in the Oct. 1 Southern Miss contest. Last season, the 5-6, 180 pounder broke the school single-season rushing mark with 1,352 yards (6th in the nation) and the single-game rushing mark (282 yards vs. Tulsa). He is the first Pirate running back to have three straight 1,000 yard rushing seasons. Smith has 1,204 rushing yards this season. Smith holds's the school mark for running backs in the vertical jump (38 inches), squat (630 pounds), flex exercise (9.0) and overall testing (103 points), which is the highest score for any football player ever at ECU. His 4.43 in the 40 is tied for second fastest on the team and Smith bench presses 370 pounds.

ECU vs. ILLINOIS- A STATISTICAL COMPARISON

Below is a comparison of the Pirates and Tigers and how they rank in the NCAA statistical categories (in parenthesis).

East Carolina		Illinois
251.4 (16)	Passing Offense	248.6 (18)
105.02 (18)	Pass Efficiency Defense	109.9 (30)
119.4 (20)	Rushing Defense	124.4 (23)
21.2 (32)	Scoring Defense	14.2 (5)
366.8 (57)	Total Defense	285.3 (9)
20.6 (31)	Kickoff Returns	17.0 (103)
9.78 (32)	Punt Returns	7.7 (61)
35.7 (46)	Net Punting	37.2 (30)
156.1 (59)	Rushing Offense	130.4 (80)
27.5 (37)	Scoring Offense	25.5 (48)
407.5 (24)	Total Offense	379.0 (42)
+1.1 (8)	Turnover Margin	-.27 (65)

Individuals (Top 50 Only)

ECU - Punting - Levine (15) 42.59 avg.; Interceptions - McDaniel (T18) 0.45 interceptions/game; All-Purpose Rushing Yardage - Smith (17) 137.27 yards/game, Galloway (31) 128.0 yards/game; Rushing Yardage - Smith (22) 109.45 yards/game; Total Offense - Crandell (8) 253.0 yards/game; Punt Returns - Foreman (T15) 10.42 yards/return.

Illinois - Field Goals - Richardson (T29) 1.09 field goals/game; Passing Efficiency - Johnson (27) 134.0 rating points; Receptions - Dulick (38) 4.45 catches/game; Total Offense - Johnson (29) 203.09 yards/game; Punting - Larsen (37) 40.72 avg.

MORE SMITH

Last week, Smith gained 73 yards rushing on 17 carries and had a 30-yard touchdown run against Memphis Smith has 16 career 100+ rushing yardage game and six 100+ yard rushing game this season. This season, Smith has also caught 35 passes for 306 yards and a touchdown.

This season, Smith is 23rd in the nation in rushing (109.45 yards per game) and 18th in all-purpose rushing (137.27 yards per game). He was a pre-season candidate for the Doak Walker National Running Back Award.

Smith's 100+ Rushing Yardage Games

1. 282 yards (31 carries) vs. Tulsa (Nov. 6, 1993)
2. 243 yards (31 carries) vs. Arkansas State (Nov. 14, 1992)
3. 192 yards (28 carries) vs. South Carolina (Oct. 8, 1994)
4. 169 yards (34 carries) vs. Kentucky (Nov. 13, 1993)
5. 165 yards (23 carries) vs. Temple (Sept. 17, 1994)
6. 164 yards (28 carries) vs. Syracuse (Sept. 9, 1993)
7. 154 yards (21 carries) vs. Tulsa (Oct. 22, 1994)
8. 150 yards (30 carries) vs. Central Florida (Sept. 18, 1993)

150 yards (18 carries) vs. Southern Miss (Oct. 29, 1992)

10 146 yards (20 carries) vs. Memphis State (Oct. 2, 1993)

11. 142 yards (22 carries) vs. Auburn (Nov. 5, 1994)
12. 135 yards (27 carries) vs. South Carolina (Oct. 9, 1993)
13. 133 yards (20 carries) vs. South Carolina (Sept. 19, 1992)
14. 119 yards (21 carries) vs. Central Florida (Nov. 12, 1994)
15. 114 yards (17 carries) vs. Cincinnati (Oct. 29, 1994)
16. 109 yards (28 carries) vs. Memphis State (Nov. 21, 1992)

CRANDELL BREAKS INTO TOP 10 CAREER PASSING LIST

Sophomore quarterback Marcus Crandell is now 3rd in school history in career passing yardage with 2,940 yards. Crandell has done that in just 13 games. No other Pirate quarterback has reached the 1,000 yard plateau quicker.

This season, Crandell is second in school history in single-season passing yardage, with 2,687 yards. Jeff Blake holds the school mark with 3,073 passing yards in 1991.

Crandell is 8th in the nation in total offense, averaging 253.0 yards per game. Against South Carolina, he threw four touchdown passes, which tied for the most ever thrown against the Gamecocks. Said USC head coach Brad Scott after the game, "Marcus Crandell is the best offensive player I've seen since (Georgia quarterback) Eric Zeier."

Against Virginia Tech, Crandell completed 30 of 50 passes, while throwing for 332 yards with two touchdowns and an interception.

Crandell drew raves from Auburn head coach Terry Bowden. "That quarterback (Crandell) can play for anybody in America and be a great quarterback," said Bowden.

Against Memphis, Crandell set a school record with 35 completions (51 attempts) and also threw for 322 yards. He also ran six times for 46 yards and caught a pass from Junior Smith\ (3 yards).

Crandell suffered a broken leg in the second game of the 1993 season against Central Florida. It's been a long road back, but the Robersonville, N.C. native, is ready to play. This season, he has completed 230 of 401 passes for 2,687 yards with 21 touchdowns and 15 interceptions.

The healing of his leg has been remarkable. During the spring, he was timed at 4.67 in the 40-yard dash, which is faster than the 4.69 he was tied before the injury. In only six quarters last season, he completed 19 of 40 passes for 253 yards with three touchdowns and an interception.

He has had two interception-less streaks already this season. Earlier this year, he attempted 100 straight passes without an intercption. He threw 77 straight passes before being intercepted in the second quarter of the Auburn game.

Crandell's Top Five Passing Games (Yardage Only)

1. 344 yards (19 of 28) vs. South Carolina (Oct. 8, 1994)
2. 332 yards (30 of 50) vs. Virginia Tech (Oct. 15, 1994)
3. 322 yards (35 of 51) vs. Memphis (Nov. 19, 1994)
4. 280 yards (21 of 43) vs. Syracuse (Sept. 24, 1994)

5 270 yards (27 of 46) vs. Auburn (Nov. 5, 1994)

TILGHMAN, WIGGINS VERSATILE LINEMEN

Senior Terry Tilghman and junior Kevin Wiggins are some of the most versatile offensive linemen in the country. Tilghman, a native of Mesquite, Texas, can play all five offensive line positions and has done it in games (not at one time). This season, he has started at center (Duke) and right guard (last 10 games). He has also played right tackle this season. Tilghman is married (wife, Jennifer) and has two children (Jordan, Terry, Jr.) to keep him busy at home as well. Wiggins, a native of Pink Hill, N.C., has played fullback, center, tight end and guard. He has not carried the pigskin yet, but he does enjoy being a lead blocker on rushing plays. Wiggins had started six straight games at center until Derrick Leaphart started against Central Florida. Leaphart, a senior, started his final home game against the Knights. Wiggins started at center against Memphis.

LIBIANO LEADS TEAM IN TACKLES

Junior inside linebacker Mark Libiano (Easton, Pa.) leads the Pirates in total tackles with 135, including 13 behind the line of scrimmage for minus 40 yards. Libiano had 15 stops (7 solos) against South Carolina, 14 tackles (6 solos) against Virginia Tech, a career best 21 stops against Tulsa, 13 stops against Cincinnati and 18 tackles against Auburn. A true junior, Libiano has recorded 276 total tackles in 25 career games, an average of 11.0 stops per game. He has double figure tackles in 15career games.

In the Tulsa game, Libiano batted down a Tulsa pass on 4th-and-2 with less than two minutes left in the game to preserve the Pirate win.

Libiano's Top Five Tackle Games

1. 21 vs. Tulsa (Oct. 22, 1994)
2. 18 vs. Auburn (Nov. 5, 1994)
3. 17 vs. Syracuse (Sept. 9, 1993)
4. 16 vs. Virginia Tech (Oct. 30, 1993)
5 15 vs. South Carolina (Oct. 8, 1994)

DEFENSIVE BACKS DAREN AND DAVID HART - IDENTICAL TWINS

Both Daren and David Hart had interceptions against Tulsa, which may be the first time identical twin brothers have made interceptions in the same game. The Harts are mainstays in the Pirate defensive secondary. Both are sophomores from Winston-Salem, N.C. Daren was a second-team Freshman All-America (Football News) last season, recording 97 tackles, with 9.5 behind the line of scrimmage. This season, Daren has 74 tackles and three interceptions while David has 50 tackles and three interceptions.

Both started in the last three games, David at right corner and Daren at strong safety. Daren had two interceptions and two tackles for losses against Memphis.

HENRY NAMED SPORTING NEWS NATIONAL DEFENSIVE PLAYER OF THE WEEK

Sophomore safety Dwight Henry was named defensive player of the week for Oct. 1 by The Sporting News and the Liberty Bowl Alliance. Against Southern Miss, Henry returned an interception 42 yards for a touchdown and recorded 14 stops. Henry is one of the fastest players on the team, if not the fastest. He is a member of ECU's 4x400 meter relay team and last season, was the Colonial Athletic Association 400 meter champion. As a true freshman last season, Henry started in seven games (played all 11) and had 41 tackles. This season, he is third on the team in tackles (76) and leads the team in pass deflections (12).

OUTSIDE LINEBACKER FOREMAN ALSO RETURNS PUNTS

Junior outside linebacker Morris Foreman (Farmville, N.C.) is one of the most athletic defenders on the Pirate squad. Morris returns punts, making him one of the few, if any, linebackers in the country returning punts. He has had a 28 yard return against Memphis and a 25-yard return against Southern Miss and South Carolina. During his freshman season, he also returned kicks and punts. In 1994, Foreman has 72 total tackles with two interceptions, two forced fumbles, three fumble recoveries and seven stops behind the line of scrimmage. He also averages 10.4 yards per punt return (19 attempts), 16th in the nation.

LEVINE ALSO VERSATILE PIRATE

Against South Carolina, true freshman punter/kicker Matt Levine (North Potomac, Md.) completed two passes on fake field goal and punt attempts for 41 yards and a touchdown. Levine hit Scott Richards with a 25 yard scoring pass on a fake field goal in the third quarter and a 16-yard pass to Richards in the first quarter. Levine is also 14th in the nation in punting, averaging 42.7 yards per attempt. Of his 58 punts, 37 have been for over 40 yards with 13 over 50 yards. In 28 kickoffs, he averages the 8.1 yard line and has three touchbacks.

Game #1 - Duke 13, Pirates 10
September 10, 1994 • Wallace-Wade Stadium • Durham, N.C. (36,420)

Duke placekicker Tom Cochran hit a 28-yard field goal with 6:14 left in the game to give the Blue Devils a 13-10 win over East Carolina in the Pirates' season opener. The score was set up on an errant snap on a punt that gave Duke the pigskin first-and-10 at the ECU 15 yard line. After gaining five yards on three plays, the Blue Devils settled for the winning field goal. Later in the game, East Carolina drove down to the Duke 29 yard line but failed to convert on a fourth-and-1 with 39 seconds left in the game. East Carolina outgained Duke (328-253), had more first downs (18-12) and more time of possession (32:35-27:25). The Pirates never led in the game, but tied the margin 3-3 on a 25-yard field goal by Chad Holcomb and 10-10 on a 34-yard fleaflicker pass from Jason Nichols to Allen Williams.

Scoring Summary

	1	2	3	4	F
Pirates	0	3	7	0	10
Duke	3	0	7	3	13

Duke • 1 • 2:14 - Cochran 43 FG
ECU • 2 • 3:05 - Holcomb 25 FG
Duke • 3 • :23 - Redmon 9 pass from Fischer (Cochran kick)
ECU • 3 • :02 - Williams 34 pass from Nichols (Holcomb kick)
Duke • 4 • 6:14 - Cochran 28 FG

Team Statistics

	Duke	Pirates
First Downs	12	18
Rushes-Net Yards	34-83	40-112
Net Yards Passing	170	216
Passes (Att.-Comp.-Int.)	31-16-3	40-18-3
Total Offense-Yards	65-253	80-328
Fumbles-Lost	2-1	4-0
Penalties-Yards	5-40	4-27
Punts-Average	6-40.8	6-36.5
Possession Time	27:25	32:35

Individual Statistical Leaders

Rushing
Duke - Baldwin 27-101; Wright 2-5.
Pirates - Smith 20-69; Crandell 13-43.
Passing
Duke - Fischer 16 of 29, 170 yards, 1 TD, 3 INT.
Pirates - Crandell 17 of 39, 182 yards, 0 TD, 3 INT.
Receiving
Duke - Thomas 5-37, Khayat 5-26, Baldwin 3-13.
Pirates - Nichols 4-41, Galloway 3-49.
Tackles
Duke - Granville 13 (2 solos), Bagley 13 (3 solos).
Pirates - Crane 17 (7 primary), Krawczyk 14 (11 primary).

Game #2 - Pirates 31, Temple 14
September 17, 1994 • Veterans Stadium • Philadelphia, Pa. (9,137)

Leading 3-0 after the first quarter, East Carolina erupted for 18 second quarter points en route to a 31-14 win over Temple. Field goals of 42 and 27 yards by Chad Holcomb gave ECU a 6-0 lead. Jerris McPhail added a 13-yard run and Junior Smith a 10-yard run to give ECU a 21-0 halftime lead. The Pirates got ahead, 28-0, on another run (1 yard) by Smith in the third quarter, before the Owls could get on the scoreboard. Matt Levine hit a 41-yard field goal in the fourth quarter to end the Pirates' scoring. For the second straight week, the ECU defense held an opponent to under 100 rushing yards, as the Owls could muster only 63 yards. Also, the Pirate offense did not commit a turnover, a the first time since Oct. 5, 1991 vs. Akron (30 games).

Scoring Summary

	1	2	3	4	F
Pirates	3	18	7	3	31
Temple	0	0	7	7	14

ECU • 1 • 1:32 - Holcomb 42 FG
ECU • 2 • 11:01 - Holcomb 27 FG
ECU • 2 • 7:59 - McPhail 13 run (Crandell pass to Shannon)
ECU • 2 • 6:27 - Smith 10 run (Holcomb kick)
ECU • 3 • 5:55 - Smith 1 run (Holcomb kick)
Temple • 3 • 2:20 - Kersey 11 pass from Burris (Maston kick)
ECU • 4 • 8:37 - Levine 41 FG
Temple • 4 • 5:15 - Singleton recovers blocked punt in end zone (Maston kick)

Team Statistics

	Temple	Pirates
First Downs	18	25
Rushes-Net Yards	20-63	46-281
Net Yards Passing	270	170
Passes (Att.-Comp.-Int.)	44-18-3	36-17-0
Total Offense-Yards	64-333	82-451
Fumbles-Lost	2-2	2-0
Penalties-Yards	5-45	5-44
Punts-Average	4-42.5	3-34.0
Possession Time	23:23	36:37

Individual Statistical Leaders

Rushing
Temple - Davis 12-31; Morse 6-24.
ECU - Smith 23-165, 2 TD; McPhail 16-81, 1 TD.
Passing
Temple - Burris 18 of 44. 270 yards, 1 TD, 3 INT.
ECU - Crandell 17 of 36, 170 yards, 0 TD, 0 INT.
Receiving
Temple - Kersey 6-97, 1 TD; Davis 3-26, Baxter 3-61.
ECU - Galloway 4-54, Nichols 4-26.
Tackles
Temple - Johnstone 12 (11 solos), McDuffie 7 (3 solos).
ECU - Crane 11 (6 primary), Libiano 11 (5 primary).

Game #3 - Syracuse 21, Pirates 18
September 24, 1994 • Dowdy-Ficklen Stadium • Greenville, N.C. (33,127)

East Carolina raced out to a 10-0 first-quarter lead, but fell to visiting Syracuse, 21-18, in the Pirates' home opener. The Pirates opened the scoring when Marcus Crandell hit Allen Williams with a 45-yard touchdown pass. On the Pirates' next drive, Chad Holcomb hit a 20-yard field goal to put ECU ahead 10-0. The Orangemen scored 21 unanswered points in the second and third quarters. Two touchdowns were on 1-yard runs by quarterback Kevin Mason. SU's Malcolm Thomas also scored on a 12-yard run. With 5:25 left in the game, Crandell hit Scott Richards with a 20-yard touchdown pass and Junior Smith ran in the two-point conversion to pull ECU to within three, 21-18. A last ditch drive by the Pirates ended on the 50-yard line.

Scoring Summary

	1	2	3	4	F
Syracuse	0	14	7	0	21
Pirates	10	0	0	8	18

ECU • 1 • 9:34 - Williams 45 pass from Crandell (Holcomb kick)
ECU • 1 • 5:09 - Holcomb 20 FG
Syracuse • 2 • 13:52 - Thomas 12 run (Reali kick)
Syracuse • 2 • 6:31 - Mason 1 run (Reali kick)
Syracuse • 3 • 10:42 - Mason 1 run (Reali kick)
ECU • 4 • 5:25 - Richards 20 pass from Crandell (Smith run)

Team Statistics

	Pirates	Syracuse
First Downs	20	18
Rushes-Net Yards	28-54	51-236
Net Yards Passing	280	130
Passes (Att.-Comp.-Int.)	43-21-0	19-12-1
Total Offense-Yards	71-334	70-366
Fumbles-Lost	5-2	3-1
Penalties-Yards	4-33	6-64
Punts-Average	8-46.4	8-39.5
Possession Time	27:23	32:37

Individual Statistical Leaders

Rushing
Pirates - Smith 18-70; McPhail 2-8.
Syracuse - DarDar 21-96; Thomas 16-87, 1 TD.
Passing
Pirates - Crandell 21 of 43, 280 yards, 2 TD, 0 INT.
Syracuse - Mason 12 of 19, 130 yards, 0 TD, 1 INT.
Receiving
Pirates - Galloway 5-43; Nichols 4-60.
Syracuse - Harrison 4-66, Wilson 3-38.
Tackles
Pirates - Crane 13 (8 primary), Cooper 11 (9 primary).
Syracuse - Bevill 10 (3 solos), Cottrell 8 (5 solos).

Game #4 - Pirates 31, Southern Miss 10
October 1, 1994 • Dowdy-Ficklen Stadium • Greenville, N.C. (32,867)

In a day that saw Junior Smith break ECU's career rushing record, East Carolina defeated Southern Miss, 31-10, to even the Pirates' mark at 2-2. Smith surpassed Carlester Crumpler's mark of 2,889 yards with 60 yards against the Golden Eagles. The Fayetteville, N.C. native, now has rushed for 2,905 yards. The Pirates scored two touchdowns in the first quarter on touchdown passes by Marcus Crandell to Scott Richards (11 and 3 yards). Crandell hit Smith with a 37-yard touchdown pass to give the Pirates a 21-3 lead going into halftime. Late in the third quarter, Chad Holcomb hit a 32-yard field goal to give ECU a 24-10 lead. Dwight Henry's 42-yard interception return for a touchdown in the fourth quarter made the final margin, 31-10.

Scoring Summary

	1	2	3	4	F
Southern Miss	0	3	7	0	10
Pirates	14	7	3	7	31

ECU • 1 • 11:18 - Richards 11 pass from Crandell (Holcomb kick)
ECU • 1 ° 2:55 - Richards 3 pass from Crandell (Holcomb kick)
Southern Miss • 2 • 7:47 - Pierce 39 FG
ECU • 2 • 5:08 - Smith 37 pass from Crandell (Holcomb kick)
Southern Miss • 3 • 3:35 - Shaw 1 run (Pierce kick)
ECU • 3 • :56 - Holcomb 32 FG
ECU • 4 • 2:27 - Henry 42 interception return (Holcomb kick)

Team Statistics

	Pirates	So. Miss
First Downs	12	21
Rushes-Net Yards	38-93	40-96
Net Yards Passing	238	287
Passes (Att.-Comp.-Int.)	26-16-1	39-20-6
Total Offense-Yards	64-331	79-383
Fumbles-Lost	1-1	4-2
Penalties-Yards	10-66	5-36
Punts-Average	6-38.8	3-33.3
Possession Time	29:09	30:51

Individual Statistical Leaders

Rushing
Pirates - Smith 22-60; McPhail 10-39.
Southern Miss - Buckhalter 22-83; McGee 5-30.
Passing
Pirates - Crandell 16 of 26, 238 yards, 3 TD, 1 INT.
Southern Miss - Graham 15 of 30, 227 yards, 0 TD, 4 INT.
Receiving
Pirates - Smith 4-48, 1 TD; Richards 3-21, 2 TD; Williams 3-41.
Southern Miss - Buckhalter 5-43; Montgomery 4-63.
Tackles
Pirates - Henry 14 (6 primary), Foreman 12 (9 primary).
Southern Miss - Thomas 7 (7 solos), Gulley 7 (6 solos).

Game #5 - Pirates 56, South Carolina 42
October 8, 1994 • Williams-Brice Stadium • Columbia, S.C. (70,075)

After a scoreless first quarter, East Carolina rolled off 27 second quarter points in one of the most productive 15 minutes in school history, as the Pirates defeated South Carolina, 56-42. The Pirates reached a 27-0 lead, but South Carolina closed the margin to six, 27-21, in the third quarter. The two teams traded touchdowns thereafter. The Pirates went up 35-21 when Matt Levine, on a field goal attempt, passed to Scott Richards for a 16-yard touchdown pass. Junior Smith had another productive day, rushing for 192 yards on 28 carries and two touchdowns. Quarterback Marcus Crandell completed 19 of 28 passes for 344 yards with 4 touchdowns and 3 interceptions. Mitchell Galloway caught four passes for 127 yards, including three touchdowns. The win over USC marked the third time in four chances that ECU has defeated the Southeastern Conference school.

Scoring Summary

	1	2	3	4	F
Pirates	0	27	8	21	56
South Carolina	0	14	14	14	42

ECU • 2 • 13:56 - Smith 25 run (Holcomb kick)
ECU • 2 • 12:57 - Shannon 10 pass from Crandell (Holcomb kick failed)
ECU • 2 • 11:46 - Galloway 45 pass from Crandell (Crandell pass to Richardson)
ECU • 2 • 9:08 - Galloway 2 pass from Crandell (Levine kick failed)
South Carolina • 2 • 7:58 - Pritchett 8 run (Morton kick)
South Carolina • 2 • 1:01 - Frederick 11 pass from Taneyhill (Morton kick)
South Carolina • 3 • 10:51 - Abrams 64 interception return (Morton kick)
ECU • 3 • 6:47 - Richards 16 pass from Levine (Crandell pass to Richardson)
South Carolina • 3 • 2:30 - Bennett 1 run (Morton kick)
ECU • 4 • 8:43 - McDaniel 46 interception return (Levine kick)
South Carolina • 4 • 5:30 - Cates 12 pass from Taneyhill (Morton kick)
ECU • 4 • 4:20 - Galloway 64 pass from Crandell (Levine kick)
South Carolina • 4 • 2:58 - Reddick 16 pass from Taneyhill (Morton kick)
ECU • 4 • 1:37 - Smith 54 run (Levine kick)

Team Statistics

	Pirates	South Carolina
First Downs	25	25
Rushes-Net Yards	43-236	23-26
Net Yards Passing	385	451
Passes (Att.-Comp.-Int.)	30-21-3	61-39-1
Total Offense-Yards	73-621	84-477
Fumbles-Lost	1-0	2-2
Penalties-Yards	11-76	5-35
Punts-Average	3-33.0	6-39.0
Possession Time	31:34	28:26

Individual Statistical Leaders

Rushing
South Carolina - Pritchett 7-31, 1 TD; Bennett 11-25, 1 TD.
Pirates - Smith 28-192, 2 TD; McPhail 9-41.
Passing
South Carolina - Taneyhill 39 of 58, 451 yards, 3 TD, 1 INT.
Pirates - Crandell 19 of 28, 344 yards, 4 TD, 3 INT.
Receiving
South Carolina - Frederick 7-92, 1 TD; Reddick 7-83, 1 TD.
Pirates - Nichols 5-73; Richards 4-71, 1 TD; Shannon 4-76, 1 TD; Galloway 4-127, 3 TD.
Tackles
South Carolina - Smith 10 (9 solos), Cousin 9 (8 solos).
Pirates - Libiano 15 (7 primary), Krawczyk 7 (5 primary).

Game #6 - Virginia Tech 27, Pirates 20
October 15, 1994 • Dowdy-Ficklen Stadium • Greenville, N.C. (34,741)

Virginia Tech's Maurice DeShazo scored on a 6-yard run with 57 seconds left in the third quarter to give the Hokies a 27-20 win over East Carolina. The Pirates led three times during the game, all by one point. Tech opened the scoring when Lawrence Lewis returned a fumble 60 yards for a touchdown in the first quarter, but the point-after kick failed, giving Tech a 6-0 lead. ECU's Damon Wilson capped an eight-play, 67-yard drive with a 1-yard run late in the first quarter to give the Pirates a 7-6 lead. Tech led 16-14 at halftime, thanks in part to a 21-yard field goal by Ryan Williams with six seconds left. In the third quarter, after another Williams field goal (19 yards), Marcus Crandell hit Larry Shannon with a 15-yard TD pass to put the Pirates ahead, 20-19. DeShazo ended the game's scoring on his six-yard run.

Scoring Summary

	1	2	3	4	F
Virginia Tech	6	10	11	0	27
Pirates	7	7	6	0	20

Va. Tech • 1 • 12:09 - Lewis 60 fumble return (Williams kick failed)
ECU • 1 • 2:45 - Wilson 1 run (Holcomb kick)
Va. Tech • 2 • 13:25 - Edwards 7 run (Williams kick)
ECU • 2 • 8:58 - Shannon 6 pass from Crandell (Holcomb kick)
Va. Tech • 2 • :06 - Williams 21 FG
Va. Tech • 3 • 10:18 - Williams 19 FG
ECU • 3 • 6:59 - Shannon 15 pass from Crandell (pass failed)
Va. Tech • 3 • :57 - DeShazo 6 run (DeShazo pass to Holmes)

Team Statistics

	Pirates	Virginia Tech
First Downs	24	21
Rushes-Net Yards	31-89	46-166
Net Yards Passing	330	198
Passes (Att.-Comp.-Int.)	49-29-1	27-14-0
Total Offense-Yards	80-419	73-364
Fumbles-Lost	3-2	1-1
Penalties-Yards	5-40	5-54
Punts-Average	7-43.4	7-40.4
Time of Possession	31:54	28:06

Individual Statistical Leaders

Rushing
Pirates - Smith 17-46; McPhail 3-28.
Va. Tech - Edwards 29-96, 1 TD; DeShazo 10-32, 1 TD.
Passing
Pirates - Crandell 30 of 50, 332 yards, 2 TD, 1 INT.
Va. Tech - DeShazo 14 of 27, 198 yards, 0 TD, 0 INT.
Receiving
Pirates - Richardson 6-59; Smith 5-41; Galloway 5-75; Nichols 5-35; Shannon 5-82, 2 TD.
Va. Tech - Freeman 4-68; Holmes 4-51.
Tackles
Pirates - Libiano 14 (6 primary); Cooper 12 (9 primary).
Va. Tech - Gray 12 (9 solos); DelRicco 10 (10 solos).

Game #7 - Pirates 28, Tulsa 21
October 22, 1994 • Skelly Stadium • Tulsa, Okla. (24,811)

Marcus Crandell hooked up with Mitchell Galloway on a 45-yard touchdown pass with 4:32 left in the game that gave the Pirates a 28-21 win over Tulsa. The Golden Hurricane had dominiated the entire game, with more first downs (27-14), total offensive yards (481-269) and time of possession (35:35-24:25). With the score tied, 21-21, the Pirates took over the ball after James Anderson's 52-yard field goal atempt fell short. On the first play of the next drive, Crandell hit Galloway on a 20-yard reception. On the next play, Crandell hit Galloway for the touchdown. The Golden Hurricane drove the length of the field on the next drive, but on a 4th-and-2 at the ECU 15-yard line, Mark Libiano batted down John Fitzgerald's pass to save the day for the Pirates.

Scoring Summary

	1	2	3	4	F
Pirates	21	0	0	7	28
Tulsa	7	7	7	0	21

ECU • 1 • 10:06 - Wilson 1 run (Holcomb kick)
Tulsa • 1 • 5:46 - White 9 run (Anderson kick)
ECU • 1 • 5:30 - Galloway 97 kickoff return (Holcomb kick)
ECU • 1 • 2:43 - Smith 10 run (Holcomb kick)
Tulsa • 2 • :20 - Kedzior 12 pass from Fitzgerald (Anderson kick)
Tulsa • 3 • 8:14 - White 9 run (Anderson kick)
ECU • 4 • 4:32 - Galloway 45 pass from Crandell (Holcomb kick)

Team Statistics

	Tulsa	Pirates
First Downs	27	14
Rushes-Net Yards	52-248	36-153
Net Yards Passing	233	116
Passes (Att.-Comp.-Int.)	41-21-2	25-12-0
Total Offense-Yards	93-481	61-269
Fumbles-Lost	4-1	0-0
Penalties-Yards	8-60	5-56
Punts-Average	8-36.0	8-47.4
Possession Time	35:35	24:25

Individual Statistical Leaders

Rushing
Tulsa - White 37-146, 2 TD; Fitzgerald 11-97.
Pirates - Smith 21-154, 1 TD; Wilson 3-9, 1 TD.
Passing
Tulsa - Fitzgerald 21 of 41, 233 yards, 1 TD, 2 INT.
Pirates - Crandell 12 of 25, 116 yards, 1 TD, 0 INT.
Receiving
Tulsa - Caswell 7-81; Kedzior 5-65, 1 TD.
Pirates - Galloway 3-72, 1 TD; Smith 3-9.
Tackles
Tulsa - Williams 7 (6 solos); Bunch 7 (6 solos).
Pirates - Libiano 21 (12 primary); David Hart 10 (6 primary).

Game #8 - Pirates 35, Cincinnati 21
October 29, 1994 • Dowdy-Ficklen Stadium • Greenville, N.C. (33,287)

After trailing 7-0 at the end of the first quarter, the Pirates scored 35 unanswered points over the next two quarters and defeated visiting Cincinnati, 35-21. The Bearcats scored two touchdowns in the fourth quarter. Jerris McPhail's 5-yard run and Marcus Crandell's 7-yard run for scores in the second quarter gave ECU a 14-7 halftime lead. Junior Smith added a 24-yard scoring run to give ECU a third quarter 21-7 lead. Crandell hit Sean Richardson with a 6-yard pass and Jason Nichols with a 16-yard pass to give the Pirates a 35-7 lead. The Pirate defense also had a dominating afternoon. In the first three quarters, the first unit defense held Cincinnati to just 163 yards, including only 47 rushing yards. The game marked the sixth straight homecoming win for the Pirates.

Scoring Summary

	1	2	3	4	F
Cincinnati	7	0	0	14	21
Pirates	0	14	21	0	35

Cincinnati • 1 • 5:26 - Ladd 8 pass from Vibberts (Dallen kick)
ECU • 2 • 11:30 - McPhail 5 run (Holcomb kick)
ECU • 2 • 1:55 - Crandell 7 run (Holcomb kick)
ECU • 3 • 11:23 - Smith 24 run (Holcomb kick)
ECU • 3 • 5:22 - Richardson 6 pass from Crandell (Holcomb kick)
ECU • 3 • 1:32 - Nichols 16 pass from Crandell (Holcomb kick)
Cincinnati • 4 • 11:02 - Smith 36 run (Dallen kick)
Cincinnati • 4 • 2:05 - Scott 91 pass from Vibberts (Dallen kick)

Team Statistics

	Pirates	Cincinnati
First Downs	25	15
Rushes-Net Yards	52-248	35-111
Net Yards Passing	195	218
Passes (Att.-Comp.-Int.)	28-19-0	27-17-1
Total Offense-Yards	80-443	62-329
Fumbles-Lost	2-0	1-0
Penalties-Yards	9-70	1-10
Punts-Average	5-40.0	8-33.2
Possession Time	34:18	25:42

Individual Statistical Leaders

Rushing
Cincinnati - Smith 4-43, 1 TD; Kimbrough 13-34.
Pirates - Smith 17-114, 1 TD; Crandell 8-41, 1 TD.
Passing
Cincinnati - Vibberts 17 of 27, 218 yards, 2 TD, 1 INT.
Pirates - Crandell 19 of 26, 195 yards, 2 TD, 0 INT.
Receiving
Cincinnati - Ladd 7-42, 1 TD; Stewart 2-19; Royal 2-11; Tate 2-14.
Pirates - Smith 6-36; Galloway 4-68.
Tackles
Cincinnati - Curry 15 (11 solos); Hudson 13 (8 solos).
Pirates - Libiano 13 (6 primary); Daren Hart 9 (5 primary).

Game #9 - Auburn 38, Pirates 21
November 4, 1994 • Jordan-Hare Stadium • Auburn, Ala. (84,738)

The Pirates held close to Top 5 ranked Auburn for the first half, but the Tigers scored 18 unanwered points in the third quarter and defeated East Carolina, 38-21. After Auburn got out to a 10-0 first quarter lead, the Pirates answered with an 8-yard touchdown pass from Marcus Crandell to Larry Shannon, culuminating a 13-play, 80-yard drive. Following another Auburn score, ECU drove down the field on a 12-play, 88-yard drive before Crandell hit Jason Nichols with a 16-yard scoring strike. The Pirates lost another scoring opportunity late in the second quarter when Crandell's pass hit off of Larry Shannon's pads and was intercepted by Auburn's Ken Alvis. Auburn led 38-14 with 2:44 left in the game when Junior Smith scored on a two-yard run.

Scoring Summary

	1	2	3	4	F
Pirates	0	14	0	7	21
Auburn	10	10	18	0	38

Auburn • 1 • 10:39 - Hawkins 39 FG
Auburn • 1 • 1:00 - Davis 7 run (Hawkins kick)
ECU • 2 • 11:56 - Shannon 8 pass from Crandell (Holcomb kick)
Auburn • 2 • 10:47 - Sanders 68 pass from Nix (Hawkins kick)
ECU • 2 • 5:55 - Nichols 16 pass from Crandell (Holcomb kick)
Auburn • 2 • 1:04 - Hawkins 26 FG
Auburn • 3 • 7:41 - Sanders 44 pass from Nix (Nix pass to Beasley)
Auburn • 3 • 3:52 - Davis 6 run (Hawkinc kick)
Auburn • 3 • 0:38 - Hawkins 27 FG
ECU • 4 • 2:44 - Smith 2 run (Holcomb kick)

Team Statistics

	Auburn	Pirates
First Downs	22	25
Rushes-Net Yards	40-146	32-190
Net Yards Passing	261	270
Passes (Att.-Comp.-Int.)	23-15-0	46-27-4
Total Offense-Yards	63-407	78-460
Fumbles-Lost	2-1	0-0
Penalties-Yards	4-31	11-89
Punts-Average	4-40.7	5-42.0
Possession Time	29:00	31:00

Individual Statistical Leaders

Rushing
Auburn - Davis 23-89, 2 TD; Beasley 6-27.
Pirates - Smith 22-142, 1 TD; McPhail 9-55.
Passing
Auburn - Nix 15 of 23, 261 yards, 2 TD, 0 INT.
Pirates - Crandell 27 of 46, 270 yards, 2 TD, 4 INT.
Receiving
Auburn - Sanders 6-173, 2 TD; Bailey 4-51.
Pirates - Galloway 6-54; Williams 5-80.
Tackles
Auburn - Smith 12 (8 solos); Mounds 8 (4 solos); Shelling 8 (5 solos); McGee 8 (7 solos).
Pirates - Libiano 18 (10 primary); Henry 17 (10 primary).

Game #10 - Pirates 23, Central Florida 20
November 12, 1994 • Dowdy-Ficklen Stadium • Greenville, N.C. (25,783)

Leading 23-9 after three quarters, East Carolina held off a late Central Florida rally and defeated the Golden Knights, 23-20. ECU's defense held Central Florida to three field goals and 197 total offensive yards in the first three quarters. Meanwhile, Marcus Crandell hit Allen Williams with a four-yard TD pass and Smith added a five-yard scoring run in the first half to give the Pirates a 13-9 halftime lead. ECU opened the second half with a 67-yard scoring strike from Crandell to Jerris McPhail, which put the Pirates ahead, 20-9. UCF rallied for 11 points in the fourth quarter to make the margin, 23-20. The Knights recovered the onside kick after their last touchdown, but Tabari Wallace intercepted Darin Hinshaw's pass with 47 seconds left in the game to save the Pirate win.

Scoring Summary

	1	2	3	4	F
Central Florida	3	6	0	11	20
Pirates	7	6	10	0	23

Central Florida • 1 • 8:34 - Pierce 27 FG
ECU • 1 • 3:03 - Williams 4 pass from Crandell (Holcomb kick)
Central Florida • 2 • 13:29 - Pierce 46 FG
Central Florida • 2 • 9:24 - Pierce 48 FG
ECU • 2 • 2:03 - Smith 5 run (Crandell pass failed)
ECU • 3 • 11:49 - McPhail 67 pass from Crandell (Holcomb kick)
ECU • 3 • 9:41 - Holcomb 28 FG
Central Florida • 4 • 10:36 - Pierce 36 FG
Central Florida • 4 • 2:27 - Hinshaw 1 run (Hinshaw pass to Whittemore)

Team Statistics

	Pirates	UCF
First Downs	12	20
Rushes-Net Yards	31-114	36-107
Net Yards Passing	238	223
Passes (Att.-Comp.-Int.)	31-17-1	50-24-3
Total Offense-Yards	62-352	86-330
Fumbles-Lost	3-1	3-0
Penalties-Yards	9-81	11-100
Punts-Average	5-30.0	6-36.0
Possession Time	26:38	33:22

Individual Statistical Leaders

Rushing
Pirates - Smith 21-119, 1 TD.
Central Florida - Smith 22-90; Davis 4-11.
Passing
Pirates - Crandell 17 of 31, 238 yards, 2 TD, 1 INT.
Central Florida - Hinshaw 23 of 48, 217 yards, 0 TD, 3 INT.
Receiving
Pirates - Nichols 4-52; Smith 3-12.
Central Florida - Rhodes 7-79; Hall 5-46.
Tackles
Pirates - Crane 15 (10 primary); Libiano 11 (5 primary).
Central Florida - Alexander 9 (7 solos).

Game #11 - Pirates 30, Memphis 6
November 19, 1994 • Liberty Bowl Memorial Stadium • Memphis, Tenn. (23,355)

Against the third-ranked defensive team in the country, East Carolina rolled up 472 offensive yards and defeating host Memphis, 30-6. The win gave the Pirates the Liberty Bowl Alliance title and the bid in the St. Jude Liberty Bowl on Dec. 31 in Memphis. The Pirates took a 7-0 lead with 9:58 left in the first quarter when Marcus Crandell hit Larry Shannon with a 14 yard TD pass. Later in the quarter, Crandell hit Sean Richardson with a 22 yard scoring pass for a 14-0 lead. The Pirates led 23-6 at halftime and a five-yard TD pass from Crandell to Shannon was the only scoring in the second half. Crandell set a school record for completions with 35 (on 51 attempts) to nine different receivers. The Pirates held Memphis to just 31 yards rushing.

Scoring Summary

	1	2	3	4	F
Pirates	14	9	7	0	30
Memphis	0	6	0	0	6

ECU • 1 • 9:58 - Shannon 14 pass to Crandell (Holcomb kick)
ECU • 1 • 1:29 - Richardson 22 pass to Crandell (Levine kick)
Memphis • 2 • 12:05 - Tejeda 44 FG
ECU • 2 • 8:18 - Smith 30 run (Levine kick failed)
Memphis • 2 • 5:00 - Tejeda 44 FG
ECU • 2 • :04 - Levine 27 FG
ECU • 3 • 1:34 - Shannon 5 pass from Crandell (Levine kick)

Team Statistics

	Memphis	Pirates
First Downs	18	25
Rushes-Net Yards	25-31	34-147
Net Yards Passing	267	325
Passes (Att.-Comp.-Int.)	50-19-2	52-36-2
Total Offense-Yards	75-298	86-472
Fumbles-Lost	2-1	1-1
Penalties-Yards	4-27	9-80
Punts-Average	7-39.6	5-41.6
Possession Time	25:52	34:08

Individual Statistical Leaders

Rushing
Memphis - Davis 6-34; Jones 12-21.
Pirates - Smith 17-73, 1 TD; Crandell 6-46.
Passing
Memphis - Borich 15 of 35, 173 yards, 0 TD, 2 INT.
Pirates - Crandell 35 of 51, 322 yards, 3 TD, 2 INT.
Receiving
Memphis - Roskelly 8-91; Anderson 4-76.
Pirates - Richardson 7-65, 1 TD; Nichols 6-54.
Tackles
Memphis - Vandborg 16 (12 solos); Allen 15 (9 solos); Irvin 11 (10 solos).
Pirates - Foreman 10 (5 primary); Daren Hart 8 (7 primary); David Hart 8 (6 primary).

Sept. 10	at Duke	L, 10-13	36,420
Sept. 17	at Temple	W, 31-14	9,137
Sept. 24	SYRACUSE	L, 18-21	33,127
Oct. 1	SOUTHERN MISS	W, 31-10	32,867
Oct. 8	at South Carolina	W, 56-42	70,075
Oct. 15	VIRGINIA TECH	L, 20-27	34,741
Oct. 22	at Tulsa	W, 28-21	24,811
Oct. 29	CINCINNATI (HC)	W, 35-21	33,287
Nov. 5	at Auburn	L, 21-38	84,738
Nov. 12	CENTRAL FLORIDA	W, 23-20	25,783
Nov. 19	at Memphis	W, 30-6	23,355

TEAM STATISTICS

	ECU	OPP
FIRST DOWNS	226	218
by Rushing	95	80
by Passing	124	129
by Penalty	7	9
RUSHING YARDS/GAME	156.1	119.4
Rushing Attempts	411	400
Yards Gained Rushing	1952	1590
Yards Lost Rushing	235	277
Net Yards Rushing	1717	1313
Yards per Rush	4.18	3.28
PASSING YARDS/GAME	251.4	247.5
Passes Completed	234	215
Passes Attempted	407	412
Passes Had Intercepted	15	22
Completion Percentage	.575	.522
Net Yards Passing	2765	2722
Yards Per Attempt	6.79	6.61
Yards Per Completion	11.82	12.66
Efficiency Rating	125.81	105.02
TOTAL OFFENSE/GAME	407.5	366.8
Total Plays	818	812
Avg. Plays Per Game	74.4	73.8
Total Net Yards	4482	4035
Yards Per Play	5.48	4.97
Avg. Points Per Game	27.5	21.2
PUNTING AVERAGE	40.5	38.2
Punts	62	66
Punting Yards	2514	2519
Punts Had Blocked	3	0
PUNT RETURN AVERAGE	9.78	8.82
Punts Returned	23	34
Punt Return Yards	225	300
NET PUNTING AVERAGE	35.7	34.7
KICKOFF RETURN AVERAGE	20.6	18.1
Kicks Returned	36	46
Kick Return Yards	743	831
INTERCEPTIONS-YARDS	22-265	15-198
PENALTIES-YARDS	82-664	59-502
FUMBLES-LOST	19-7	25-11
QB SACKS BY-YARDS	21-167	9-63
3rd DOWN CONVERSIONS	61-165	65-171
Percentage	.369	.380
4th DOWN CONVERSIONS	10-19	7-14
Percentage	.526	.500
POSSESSION TIME	340:11	319:49
Average	30:55	29:05

Overall Attendance: 408,341 (Avg.: 37,122)
Home Attendance: 159,805 (Avg.: 31,961)
Away Attendance: 248,536 (Avg.: 41,423)

SCORE BY QUARTERS

Team	1st	2nd	3rd	4th	TOTAL
ECU	76	105	69	53	303 (27.5)
Opponents	36	70	78	49	233 (21.2)

PUNT RETURNS

Name	No.	Yds.	Avg.	TD	Long
Foreman	19	198	10.4	0	28 (UM)
Nichols	4	27	6.8	0	10 (SU)
ECU	23	225	9.8	0	28 (UM)
Opponents	34	300	8.8	1	28 (AU)

KICKOFF RETURNS

Name	No.	Yds.	Avg.	TD	Long
Galloway	28	585	20.9	1	97 (TUL)
Mattison	5	115	23.0	0	28 (UCF)
McPhail	2	32	16.0	0	24 (SU)
Richards	1	11	11.0	0	11 (UM)
ECU	36	743	20.6	1	97 (TUL)
Opponents	46	831	18.1	0	56 (USC)

INTERCEPTIONS

Name	No.	Yds.	Avg.	Int./ Game	TD	Long
McDaniel	5	59	11.8	0.4	1	46 (USC)
David Hart	4	33	8.3	0.4	0	18 (TUL)
Henry	3	65	21.7	0.3	1	42 (USM)
Daren Hart	3	44	14.7	0.3	0	29 (TUL)
Foreman	2	8	4.0	0.2	0	8 (USM)
Cooper	2	0	0.0	0.2	0	0
Crane	1	40	40.0	0.1	0	40 (UCF)
Wallace	1	15	15.0	0.1	0	15 (UCF)
Libiano	1	1	1.0	0.1	0	1 (TU)
ECU	22	265	12.0	2.0	2	46 (USC)
Opponents	15	198	13.2	1.4	1	64 (USC)

MISC. YARDS (Blocked FGs/Fumbles Advanced)

Name	Att.	Yds.	Avg.	TD	Long
Foreman	1	19	19.0	0	19 (TUL)
McDaniel	1	15	15.0	0	15 (SU)
ECU	2	34	17.0	0	19 (TUL)
Opponents	4	68	17.0	1	60 (VT)

PASSING

Name	Games	Att.	Comp.	Pct.	Int.	Yards	Yards/ Att.	Yards/ Comp.	Yards/ Game	TD	Rating	Long
Crandell	11	401	230	.574	15	2687	6.70	11.68	244.3	21	122.62	67 (UCF)
Levine	11	2	2	1.000	0	41	20.5	20.5	3.7	1	242.8	25 (USC)
Nichols	11	1	1	1.000	0	34	34.0	34.0	3.1	1	715.60	34 (Duke)
Smith	11	1	1	1.000	0	3	3.00	3.00	0.3	0	125.20	3 (UM)
Gonzalez	2	2	0	.000	0	0	0.0	0.0	0.0	0	0.0	-----
ECU	11	407	234	.575	15	2765	6.79	11.82	251.4	23	125.81	67 (UCF)
Opponents	11	412	215	.522	22	2722	6.61	12.66	247.5	10	105.02	91 (UC)

RUSHING

Name	Games	Att.	Gain	Lost	Net	Yards/ Att.	Yards/ Game	TD	Long
Junior Smith	11	226	1272	68	1204	5.33	109.4	9	54 (USC)
McPhail	11	73	335	9	326	4.47	29.6	2	17 (AU)
Crandell	11	71	203	107	96	1.35	8.7	1	14 (UM)
Wilson	11	18	36	0	36	2.0	3.3	2	8 (TUL)
Foreman	11	4	34	0	34	8.5	3.1	0	19 (UC)
Peacock	7	10	34	3	31	3.1	4.4	0	12 (UC)
Nichols	11	3	33	11	22	7.3	2.0	0	22 (TU)
Blanton	1	1	2	0	2	2.0	2.0	0	2 (UC)
Galloway	9	1	1	0	1	1.0	0.1	0	1 (UC)
Gonzalez	2	3	2	5	-3	---	---	0	2 (UC)
TEAM	11	1	0	32	-32	---	---	0	---
ECU	11	411	1952	235	1717	4.18	156.1	14	54 (USC)
Opponents	11	400	1590	277	1313	3.28	119.4	14	45 (TUL)

RECEIVING

Name	Games	Rec.	Yards	Avg.	Rec/ Game	TD	Long
Nichols	11	42	450	10.7	3.8	2	35 (USC)
Galloway	9	36	566	15.7	4.0	4	64 (USC)
Junior Smith	11	35	306	8.7	3.2	1	37 (USM)
A. Williams	11	21	307	14.6	1.9	3	45 (SU)
Richards	10	18	199	11.1	1.8	4	25 (USC)
Shannon	11	17	226	13.3	1.5	6	49 (USC)
Richardson	11	17	156	9.2	1.5	2	22 (VT)
Batson	11	15	165	11.0	1.4	0	24 (UM)
McPhail	11	11	201	18.3	1.0	1	67 (UCF)
DeBrew	6	10	124	12.4	1.7	0	24 (SU)
Wilson	11	6	21	3.5	0.5	0	5 (Duke, TU)
Linville	9	5	41	8.2	0.6	0	17 (Duke)
Crandell	11	1	3	3.0	0.1	0	3 (UM)
ECU	11	234	2765	11.82	21.3	23	67 (UCF)
Opponents	11	215	2722	12.66	19.5	10	91 (UC)

TOTAL OFFENSE (Leaders Only)

Name	Games	Att.	Rush	Pass	Total	Yards/ Att.	Yards/ Game	TDR
Crandell	11	472	96	2687	2783	5.89	253.0	22
Junior Smith	11	226	1204	0	1204	5.33	109.5	9
ECU	11	818	1717	2765	4482	5.48	407.5	37
Opponents	11	812	1313	2722	4035	4.97	366.8	24

PUNTING

Name	No.	Yds.	Avg.	Blk	Long	1-19	20-29	30-39	40-49	50+	IN20
Levine	58	2470	42.6	0	58 (TUL)	0	2	19	24	13	12
Crandell	1	25	25.0	0	25 (UM)	0	1	0	0	0	0
Team	3	19	6.3	3	----	1	0	0	0	0	0
ECU	62	2514	40.5	3	58 (TUL)	1	3	19	24	13	12
Opponents	66	2519	38.2	0	53 (Duke)						

FIELD GOALS

Name	Made	Att.	Pct.	Blk	Long	1-19	20-29	30-39	40-49	50+
Holcomb	6	13	.462	1	42 (TU)	0-0	4-6	1-3	1-4	0-0
Levine	2	3	.667	0	41 (TU)	0-0	1-1	0-1	1-1	0-0
ECU	8	16	.500	1	42 (TU)	0-0	5-7	1-4	2-5	0-0
Opponents	14	17	.824	0	48 (UCF)	1-1	5-5	3-4	5-6	0-1

ALL-PURPOSE YARDAGE (Leaders Only)

Name	Games	Plays	Run	Rec.	KOR	PR	INT/FR	Yards	Yards/ Game
Junior Smith	11	261	1204	306	0	0	0	1510	137.3
Galloway	9	65	1	566	585	0	0	1152	128.0

SCORING

Name	Games	TD	----PAT ---- 1PT	2PT	FG	SAF	Total	Points/ Game
Junior Smith	11	10	0	1-1	0	0	62	5.6
Holcomb	11	0	26-27	0	6-13	0	44	4.0
Shannon	11	6	0	1-0	0	0	38	3.4
Galloway	9	5	0	0	0	0	30	3.3
Richards	10	4	0	0	0	0	24	2.4
A. Williams	11	3	0	0	0	0	18	1.6
McPhail	11	3	0	0	0	0	18	1.6
Richardson	11	2	0	2-0	0	0	16	1.4
Wilson	11	2	0	0	0	0	12	1.1
Nichols	11	2	0	0	0	0	12	1.1
Levine	11	0	5-7	0	2-3	0	11	1.0
Henry	11	1	0	0	0	0	6	0.5
McDaniel	11	1	0	0	0	0	6	0.5
Crandell	11	1	0	0-5	0	0	6	0.5
ECU	11	40	31-34	4-6	8-16	0	303	27.5
Opponents	11	27	23-24	3-3	14-17	0	233	21.2

DEFENSE (From Coach's Study Film) (Sacks are not included in tackles for loss)

Name	Games	Plays	PR	AT	TT	TFL	QBS	TBL	FF-FR	PD	INT	QBP
Libiano	11	699	66	69	135	11-24	2-16	13-40	1-0	7	1	6
Crane	11	424	44	35	79	8-11	0-0	8-11	0-0	5	1	4
Henry	11	721	45	31	76	3-10	0-0	3-10	1-0	12	3	0
Daren Hart	11	631	57	17	74	9-23	1-7	10-30	2-1	3	3	3
Foreman	11	760	45	27	72	5-16	2-16	7-32	3-3	3	2	1
Krawczyk	11	691	44	19	63	2-9	1.5-15	3.5-24	0-1	1	0	7
McDaniel	11	781	39	12	51	0-0	0-0	0-0	1-1	6	5	0
West	11	754	30	21	51	2-3	3-16	5-19	1-3	5	0	18
David Hart	11	485	34	16	50	0-0	0-0	0-0	0-0	6	4	0
Burke	9	313	23	24	47	1-3	1-7	2-10	1-1	1	0	0
Cooper	8	372	30	14	44	0-0	0-0	0-0	1-0	5	2	0
Russ	10	407	14	24	38	1-1	2-10	3-11	0-0	1	0	17
Brookins	7	335	16	17	33	3-10	3.5-32	6.5-42	1-0	2	0	22
Scott	9	480	16	10	26	1-3	2-27	3-30	0-0	4	0	6
Cotton	10	355	15	6	21	1-1	2.5-20	3.5-21	0-0	1	0	1
Brown	7	132	7	6	13	0-0	0-0	0-0	0-0	1	0	0
Crumbie	8	208	10	3	13	0-0	0-0	0-0	0-0	4	0	0
Collins	4	81	7	3	10	1-4	0-0	1-4	0-0	0	0	3
Wallace	2	25	6	2	8	0-0	0-0	0-0	0-0	2	1	0
Graham	4	22	3	4	7	0-0	1-2	1-2	1-0	2	0	0
Jermaine Smith	6	69	3	2	5	2-3	1-7	3-10	0-0	0	0	7
Gunthrope	5	52	3	2	5	1-6	0-0	1-6	0-1	0	0	0
Black	6	81	0	2	2	0-0	0-0	0-0	0-0	0	0	4
Taylor	1	10	0	1	1	0-0	0-0	0-0	0-0	0	0	0
Santiago	4	21	0	0	0	0-0	0-0	0-0	0-0	0	0	0
Griffin	2	18	0	0	0	0-0	0-0	0-0	0-0	0	0	1
Semenza	2	8	0	0	0	0-0	0-0	0-0	0-0	0	0	0

SPECIAL TEAMS TACKLES

Gunthrope 17, McPhail 8, Brown 7, David Hart 7, Daren Hart 6, Taylor 5, Graham 5, Cooper 4, Black 4, Wallace 4, Pearson 3, Collins 3, Williams 2, Burke 2, Collins 2, Henry 2,Foreman 2, Russ 1.

DEFENSE CODE: PR- Primary-1st Hit; AT -Assisted Tackle; TT - Total Tackles; TFL - Tackles for Loss (Sacks not included); QBS - Quarterback Sacks ; TBL - Total Tackles Behind Line of Scrimmage (includes sacks and tackles form loss); FF-Forced Fumbles; FR - Fumble Recoveries; PD - Pass Deflections; INT - Interceptions; QBP - Pressure on Quarterback.

Drive Chart

Quarterback	Drives Started	TD	FG	FGA	Drives Ended By PUNT	DOWN	TURN	CLOCK	Points Scored	Pts./ Drive	Drive Efficiency
Crandell	153	37	8	8	60	7	21	12	282	1.84	29.4
Gonzalez	3	0	0	0	2	0	0	1	0	0.0	0.0
ECU OFFENSE	156	37	8	8	62	7	21	13	282	1.81	28.8
OPP OFFENSE	155	24	14	4	67	6	33	7	213	1.37	24.5

First Down Tendancies

Team	Total Plays	Yards	Avg.	Rushing Plays	Yards	Avg.	Passing Plays	Yards	Avg.
ECU	353	1989	5.6	202	922	4.56	151	1067	7.07
Opponents	351	1617	4.6	208	655	3.15	143	962	6.73

Times Gained 10+ Yards: ECU 56, Opponents 53. Times Gained 5+ Yards: ECU 128, Opponents 98.
Negative Yardage Attempts on First Downs: ECU 25, Opponents 35. First Down Passing: ECU 86-151, Opponents 67-143.

Third Down Efficiency Analysis

Team 3rd and:	1	2	3	4	5	6	7	8	9	10	11+	Total	Pct.
East Carolina	14-21	10-19	5-12	9-17	5-20	4-13	1-8	5-15	1-6	3-10	4-24	61-165	.369
Opponents	12-17	7-12	6-11	4-10	5-11	5-9	7-14	5-14	1-11	6-25	6-37	65-171	.380

Turnover Exchange

EAST CAROLINA'S 22 turnovers have led to 39 opponent points (16.7 pct. of opponents points)
OPPONENTS' 33 turnovers have led to 104 East Carolina points (34.3 pct. of ECU's points)

Average Starting Field Position	East Carolina	Opponents
Drives Started	156	155
Cumulative Starting Yardlines	5156	4544
Average Starting Field Position	ECU 33	OPP 29
Drives Started Inside 20/Plus Territory	33-24	29-20

Kickoffs	No.	Ret.	OB	TB	FC	OSK	Avg. Depth (DOES NOT INCLUDE ONSIDE KICKS)	Avg. Drive Start
Holcomb	28	22	0	5	0	1	8.7 yd. line (235)	24.3 yd. line (657)
Levine	28	24	1	3	0	0	8.1 yd. line (227)	28.7 yd. line (803)

Scoring Percentage Inside-the-20	East Carolina	Opponents
Times Penetrated Opponent 20	34	38
Total Scores	31	27
Touchdowns/Field Goals	25/6	20/7
Scoring Percentage	91.2	71.0
Scoring Percentage (TDs only)	73.5	52.6

Avg. Drives	East Carolina	Opponents
Drives	156	155
Avg. Plays in Drive	5.24	5.23
Avg. Yards in Drive	28.73	26.03
Scoring Drives	45	38
Avg. Plays in Scoring Drive (307/300)	6.82	7.89
Avg. Yards in Scoring Drive (2387/2126)	53.04	55.95

Time of Possession	1 Quarter	2 Quarter	3 Quarter	4 Quarter	Total
East Carolina	87:17	89:57	81:24	81:33	340:11
Opponents	77:43	75:03	83:36	83:27	319:49

OFFENSE

Game	QB	RB	RB	FL	SE	TE	LT	LG	C	RG	RT
Duke	Crandell	Smith	Wilson	Nichols	DeBrew	Linville	Carroll	Gray	Tilghman	Boothe	Suddith
Temple	Crandell	Smith	Galloway	Nichols	DeBrew	Linville	Carroll	Gray	Leaphart	Tilghman	Suddith
Syracuse	Crandell	Smith	Wilson	Nichols	DeBrew	Galloway (HB)	Carroll	Gray	Leaphart	Tilghman	Suddith
Southern Miss	Crandell	Smith	Galloway	Nichols	DeBrew	Richards	Carroll	Gray	Wiggins	Tilghman	Suddith
South Carolina	Crandell	Smith	Linville	Nichols	Shannon	Richards	Carroll	Gray	Wiggins	Tilghman	Suddith
Virginia Tech	Crandell	Smith	Galloway	Batson	Shannon	Richardson	Carroll	Gray	Wiggins	Tilghman	Suddith
Tulsa	Crandell	Smith	Galloway	Nichols	Shannon	Richardson	Carroll	Gray	Wiggins	Tilghman	Suddith
Cincinnati	Crandell	Smith	Galloway	Nichols	Shannon	Richardson	Boothe	Gray	Wiggins	Tilghman	Suddith
Auburn	Crandell	Smith	Galloway	Nichols	Shannon	Richardson	Boothe	Gray	Wiggins	Tilghman	Suddith
Central Florida	Crandell	Smith	Batson	Nichols	Shannon	Richardson	Carroll	Gray	Leaphart	Tilghman	Suddith
Memphis	Crandell	Smith	Batson	Nichols	Shannon	Richardson	Boothe	Gray	Wiggins	Tilghman	Suddith

DEFENSE

Game	OLB	DT	NG	DT	OLB	WLB	MLB	RCB	FS	SS	LCB
Duke	Brookins	Scott	Krawczyk	West	Foreman	Libiano	Crane	Dav. Hart	Henry	Dar. Hart	McDaniel
Temple	Brookins	Scott	Krawczyk	West	Foreman	Libiano	Crane	Cooper	Henry	Dar. Hart	McDaniel
Syracuse	Brookins	Scott	Krawczyk	West	Foreman	Libiano	Crane	Cooper	Henry	Dar. Hart	McDaniel
Southern Miss	Brookins	Scott	Krawczyk	West	Foreman	Brown	Crane	Cooper	Henry	Dar. Hart	McDaniel
South Carolina	Brookins	Krawczyk	Cotton	West	Foreman	Libiano	Burke	Cooper	Henry	Dar. Hart	McDaniel
Virginia Tech	Russ	Krawczyk	Cotton	West	Foreman	Libiano	Burke	Cooper	Henry	Dar. Hart	McDaniel
Tulsa	Russ	Krawczyk	Cotton	West	Foreman	Libiano	Burke	Cooper	Henry	Dar. Hart	McDaniel
Cincinnati	Russ	Scott	Krawczyk	West	Foreman	Libiano	Burke	Dav. Hart	Henry	Dar. Hart	McDaniel
Auburn	Russ	Scott	Krawczyk	West	Foreman	Libiano	Burke	Dav. Hart	Henry	Dar. Hart	McDaniel
Central Florida	Brookins	Scott	Krawczyk	West	Foreman	Libiano	Crane	Dav. Hart	Henry	Dar. Hart	McDaniel
Memphis	Brookins	Scott	Krawczyk	West	Foreman	Libiano	Crane	Dav. Hart	Henry	Dar. Hart	McDaniel

GAME CAPTAINS

	Offense	Defense	Special Teams
Duke	Junior Smith	Walter Scott	Daren Hart
Temple	Marcus Crandell	John Krawczyk	Morris Foreman
Syracuse	Damon Wilson	Walter Scott	Leonard Graham
Southern Miss	Marcus Crandell	Hank Cooper	Jerris McPhail
South Carolina	Mitchell Galloway	Willie Brookins	Morris Foreman
Virginia Tech	Terry Tilghman	Dealton Cotton	Scott Richards
Tulsa	Kevin Wiggins	Emmanuel McDaniel	E.J. Gunthrope
Cincinnati	Mitchell Galloway	Dwight Henry	E.J. Gunthrope
Auburn	Marcus Crandell	Walter Scott	E.J. Gunthrope
Central Florida	Junior Smith/Terry Tilghman	Willie Brookins	
Memphis	Junior Smith	John Krawczyk	E.J. Gunthrope

EAST CAROLINA

Category	Duke	Temple	Syracuse	So. Miss.	So. Caro.	Va. Tech	Tulsa	Cincinnati	Auburn	Cen. Fla.	Memphis
1st Downs (R-P-P)	18 (9-8-1)	25 (13-10-2)	20 (5-13-2)	12 (3-9-0)	26 (11-15-0)	24 (11-13-0)	14 (9-4-1)	25 (14-11-0)	25 (9-15-1)	12 (4-8-0)	25 (7-18-0)
Rush Att-Net Yds.	40-112	46-281	28-54	38-93	43-253	31-89	36-153	52-248	32-190	31-114	34-147
Pass Att-Comp-Int	40-18-3	36-17-0	43-21-0	26-16-1	30-21-3	50-30-1	25-12-1	28-19-0	46-27-4	31-17-1	52-36-2
Pass Yards	216	170	280	238	385	332	116	195	270	238	325
Total Off. Plays-Yds.	80-328	82-451	71-334	64-331	73-621	81-421	61-269	80-443	78-460	62-352	86-472
Avg. Gain Per Play	4.1	5.5	4.7	5.2	8.5	5.19	4.41	5.54	5.89	5.68	5.49
Fumbles-Lost	2-0	2-0	4-2	1-1	1-0	3-2	0-0	2-0	0-0	3-1	1-1
Penalties-Yards	4-27	5-44	4-33	10-66	11-76	5-42	5-56	9-70	11-89	9-81	9-80
Punts-Average	6-36.5	3-34.0	8-46.4	6-38.8	3-33.0	7-43.4	9-46.4	5-40.0	5-42.0	5-30.0	5-41.6
Kick Rets-Yards	4-14.5	3-56	3-85	3-24	4-73	4-53	2-113	2-76	5-79	4-96	2-30
Possession Time	32:35	36:37	27:23	29:09	31:54	31:54	24:25	34:18	31:00	26:38	34:08
3rd Down Conver.	5-19	5-16	4-15	9-17	3-10	5-13	3-13	6-13	7-14	4-15	10-20

OPPONENTS

Category	Duke	Temple	Syracuse	So. Miss.	So. Caro.	Va. Tech	Tulsa	Cincinnati	Auburn	Cen. Fla.	Memphis
1st Downs (R-P-P)	12 (4-8-0)	18 (3-14-1)	18 (13-5-0)	21 (7-14-0)	26 (3-23-0)	21 (12-9-0)	27 (11-15-1)	15 (6-7-2)	22 (11-8-3)	20 (6-13-1)	18 (4-13-1)
Rush Att-Net Yds.	34-83	20-63	51-236	38-96	23-26	46-166	52-248	35-111	40-146	36-107	25-31
Pass Att-Comp-Int	31-16-3	44-18-3	19-12-1	39-20-6	61-39-1	27-14-0	41-21-2	27-17-1	23-15-0	50-24-3	50-19-2
Pass Yards	170	270	130	301	451	198	233	218	261	223	267
Total Off. Plays-Yds.	65-253	64-333	70-366	77-397	84-484	73-364	93-481	62-329	63-407	86-330	75-298
Avg. Gain Per Play	3.9	5.2	5.2	5.2	5.8	4.99	5.17	5.31	6.46	3.84	3.97
Fumbles-Lost	2-1	2-2	3-1	4-2	1-1	1-1	4-1	1-0	2-1	3-0	2-1
Penalties-Yards	5-40	5-45	6-64	5-36	5-35	5-54	8-60	1-10	4-31	11-100	4-27
Punts-Average	6-40.8	4-42.5	8-39.5	3-33.3	6-39.0	7-40.4	8-36.0	8-33.2	4-40.7	6-36.0	7-39.6
Kick Rets-Yards	3-18.3	6-128	3-47	3-40	9-152	3-68	4-69	3-49	2-37	5-84	5-102
Possession Time	27:25	23:23	32:37	30:51	28:06	28:06	35:35	25:42	29:00	33:22	25:52
3rd Down Conver.	4-16	5-14	6-14	6-15	7-16	6-15	10-19	8-17	3-11	6-18	4-16

Passing

Player	Duke C-A-I Yards-TD	Temple C-A-I Yards-TD	Syracuse C-A-I Yards-TD	So. Miss C-A-I Yards-TD	So. Caro. C-A-I Yards-TD	Va. Tech C-A-I Yards-TD	Tulsa C-A-I Yards-TD	Cincinnati C-A-I Yards-TD	Auburn C-A-I Yards-TD	Cen. Fla. C-A-I Yards-TD	Memphis C-A-I Yards-TD
Crandell	17-39-3	17-36-0	21-43-0	16-26-1	19-28-3	30-50-1	12-25-0	19-26-0	27-46-4	17-31-1	35-51-2
	182-0	170-0	280-2	238-3	344-4	332-2	116-1	195-2	270-2	238-2	322-3
Gonzalez	DNP	0-0-0	DNP	DNP	DNP	DNP	DNP	0-2-0	DNP	DNP	DNP
		0-0						0-0			

Rushing

Player	Duke No-Yds-TD	Temple No-Yds-TD	Syracuse No-Yds-TD	So. Miss. No-Yds-TD	So. Caro. No-Yds-TD	Va. Tech No-Yds-TD	Tulsa No-Yds-TD	Cincinnati No-Yds-TD	Auburn No-Yds-TD	Cen. Fla. No-Yds-TD	Memphis No-Yds-TD
Smith	20-69-0	23-165-2	18-70-0	22-60-0	28-192-2	17-46-0	21-154-1	17-114-1	22-142-1	21-119-1	17-73-1
Crandell	13-43-0	5-13-0	5-(-29)-0	6-(-6)-0	6-3-0	7-(-2)-0	6-(-2)-0	8-41-1	1-(-7)-0	8-(-4)-0	6-46-0
Foreman	1-12-0	1-0-0	0-0-0	0-0-0	0-0-0	0-0-0	0-0-0	1-19-0	0-0-0	0-0-0	1-3-0
McPhail	2-11-0	16-81-1	2-8-0	10-39-0	9-41-0	3-28-0	5-3-0	8-39-1	9-55-0	1-(-1)-0	8-22-0
Wilson	3-9-0	0-0-0	3-5-0	0-0-0	0-0-0	3-6-1	3-9-1	3-4-0	0-0-0	1-0-0	2-3-0
Nichols	0-0-0	1-22-0	0-0-0	0-0-0	0-0-0	1-11-0	1-(-11)-0	0-0-0	0-0-0	0-0-0	0-0-0
Gonzalez	DNP	0-0-0	DNP	DNP	DNP	DNP	DNP	2-(-3)-0	DNP	DNP	DNP
Galloway	0-0-0	0-0-0	0-0-0	0-0-0	0-0-0	0-0-0	0-0-0	1-1-0	0-0-0	DNP	DNP
Peacock	0-0-0	0-0-0	0-0-0	0-0-0	0-0-0	DNP	DNP	10-31-0	DNP	0-0-0	0-0-0
Blanton	DNP	DNP	DNP	DNP	DNP	DNP	DNP	1-2-0	DNP	DNP	DNP

Receiving

Player	Duke No-Yds-TD	Temple No-Yds-TD	Syracuse No-Yds-TD	So. Miss. No-Yds-TD	So. Caro. No-Yds-TD	Va. Tech No-Yds-TD	Tulsa No-Yds-TD	Cincinnati No-Yds-TD	Auburn No-Yds-TD	Cen. Fla. No-Yds-TD	Memphis No-Yds-TD
Nichols	4-41-0	4-26-0	4-60-0	2-37-0	5-73-0	5-35-0	2-12-0	2-27-1	4-33-1	4-52-0	6-54-0
Galloway	3-49-0	4-54-0	5-43-0	2-24-0	4-127-3	5-75-0	3-72-1	4-68-0	6-54-0	DNP	DNP
A. Williams	2-43-1	0-0-0	2-70-1	3-41-0	0-0-0	2-13-0	1-7-0	1-15-0	5-80-0	2-11-1	3-27-0
Smith	2-22-0	1-31-0	2-22-0	4-48-1	1-13-0	5-41-0	3-9-0	6-36-0	3-31-0	3-12-0	5-41-0
Linville	2-21-0	2-14-0	DNP	DNP	1-6-0	0-0-0	0-0-0	0-0-0	0-0-0	0-0-0	0-0-0
Wilson	2-5-0	3-12-0	0-0-0	0-0-0	0-0-0	0-0-0	0-0-0	0-0-0	1-4-0	0-0-0	0-0-0
DeBrew	1-19-0	2-26-0	3-33-0	0-0-0	DNP	DNP	DNP	DNP	DNP	1-23-0	3-23-0
Batson	1-12-0	0-0-0	2-11-0	1-5-0	2-19-0	1-8-0	2-13-0	0-0-0	1-9-0	2-44-0	3-44-0
Richards	1-4-0	1-7-0	1-20-1	3-21-2	4-71-1	0-0-0	0-0-0	0-0-0	2-23-0	2-10-0	4-43-0
McPhail	0-0-0	0-0-0	2-21-0	1-62-0	0-0-0	1-19-0	1-3-0	3-23-0	1-5-0	1-67-1	1-1-0
Shannon	0-0-0	0-0-0	0-0-0	0-0-0	4-76-1	5-82-2	0-0-0	1-13-0	3-20-1	1-11-0	3-24-2
Richardson	0-0-0	0-0-0	0-0-0	0-0-0	0-0-0	6-59-0	0-0-0	2-13-1	1-11-0	1-8-0	7-65-1

Punting

Player	Duke No.-Avg.	Temple No.-Avg.	Syracuse No.-Avg.	So. Miss. No.-Avg.	So. Caro. No.-Avg.	Va. Tech No.-Avg.	Tulsa No.-Avg.	Cincinnati No.-Avg.	Auburn No.-Avg.	Cen. Fla. No.-Avg.	Memphis No.-Avg.
Levine	6-36.5	2-51.0	8-46.4	5-42.8	3-33.0	7-43.4	9-46.4	5-40.0	5-42.0	4-37.5	4-45.8

Tackles (Defensive Players Only)

Player	Duke UT-AT-TT	Temple UT-AT-TT	Syracuse UT-AT-TT	So. Miss. UT-AT-TT	So. Caro. UT-AT-TT	Va. Tech UT-AT-TT	Tulsa UT-AT-TT	Cincinnati UT-AT-TT	Auburn UT-AT-TT	Cen. Fla. UT-AT-TT	Memphis UT-AT-TT
Crane	7-10-17	6-5-11	8-5-13	2-4-6	2-2-4	0-0-0	1-2-3	2-0-2	2-0-2	10-5-15	4-2-6
Krawczyk	11-3-14	5-0-5	6-2-8	2-1-3	5-2-7	7-2-9	6-2-8	0-2-2	1-3-4	1-2-3	0-0-0
West	3-7-10	1-1-2	3-0-3	5-1-6	1-3-4	3-2-5	5-0-5	4-3-7	1-1-2	2-0-2	2-3-5
Brookins	3-6-9	1-4-5	3-1-4	7-3-10	0-0-0	DNP	DNP	DNP	DNP	1-2-3	1-2-3
Libiano	3-5-8	5-6-11	5-4-9	4-4-8	7-8-15	6-8-14	12-9-21	6-7-13	10-8-18	5-6-11	3-4-7
Dav. Hart	3-4-7	0-1-1	0-0-0	3-2-5	2-1-3	2-1-3	6-4-10	3-1-4	3-0-3	6-0-6	6-2-8
Henry	3-3-6	3-0-3	3-3-6	6-8-14	3-3-6	2-2-4	6-3-9	4-0-4	10-7-17	3-0-3	2-2-4
Scott	3-3-6	1-1-2	1-2-3	2-0-2	DNP	DNP	0-0-0	5-1-6	0-1-1	4-1-5	0-1-1
Foreman	3-2-5	3-2-5	4-2-6	9-3-12	3-3-6	5-1-6	4-3-7	1-3-4	1-1-2	7-2-9	5-5-10
McDaniel	3-0-3	1-1-2	1-0-1	2-1-3	3-1-4	3-0-3	5-1-6	4-1-5	7-4-11	7-2-9	3-1-4
Dar. Hart	3-0-3	3-2-5	6-1-7	8-2-10	1-0-1	7-2-9	6-2-8	5-4-9	5-2-7	6-1-7	7-1-8
Cooper	1-0-1	1-0-1	9-2-11	2-5-7	4-1-5	9-3-12	4-3-7	0-0-0	DNP	DNP	DNP
Brown	1-0-1	1-0-1	0-2-2	3-0-3	0-0-0	1-1-2	0-0-0	0-3-3	0-0-0	DNP	DNP
Crumbie	0-1-1	1-0-1	0-0-0	2-0-2	4-2-6	DNP	DNP	0-0-0	0-0-0	3-0-3	0-0-0
Cotton	0-1-1	DNP	1-0-1	1-0-1	4-2-6	3-1-4	1-1-2	4-0-4	0-1-1	0-0-0	1-0-1
Jer. Smith	0-0-0	0-0-0	DNP	0-0-0	0-0-0	1-0-1	1-0-1	1-2-3	DNP	DNP	DNP
Gunthrope	DNP	0-0-0	DNP	0-0-0	0-0-0	0-0-0	0-0-0	0-1-1	1-0-1	0-0-0	2-1-3
Russ	DNP	0-0-0	0-1-1	2-0-2	2-1-3	2-6-8	3-6-9	2-4-6	0-4-4	1-1-2	2-1-3
Burke	DNP	DNP	3-1-4	2-4-6	3-3-6	3-6-9	5-2-7	2-4-6	4-3-7	0-0-0	1-1-2
Graham	0-0-0	0-0-0	0-0-0	0-0-0	0-0-0	0-1-1	0-0-0	0-1-1	0-0-0	0-0-0	2-2-4
Collins	0-0-0	0-0-0	0-0-0	0-0-0	0-0-0	0-0-0	0-0-0	1-0-1	1-3-4	3-0-3	2-0-2
Wallace	0-0-0	0-0-0	0-0-0	0-0-0	0-0-0	0-0-0	0-0-0	0-0-0	0-0-0	1-0-1	5-2-7

Takeaway-Giveaway Chart

		TAKEAWAYS			GIVEAWAYS					
Opponent	Date	Intercepts	Recovered Fumbles	Total	Intercepts	Lost Fumbles	Total	Net Difference	Running Difference	Per Game Average
Duke	Sept. 10	3	1	4	3	0	3	+1	+1	+1
Temple	Sept. 17	3	2	5	0	0	0	+5	+6	+3.0
Syracuse	Sept. 24	1	1	2	0	2	2	=	+6	+2.0
Southern Miss.	Oct. 1	6	2	8	1	1	2	+6	+12	+3.0
South Carolina	Oct. 8	1	1	2	3	0	3	-1	+11	+2.2
Va. Tech	Oct. 15	0	1	1	1	2	3	-2	+9	+1.5
Tulsa	Oct. 22	2	1	3	0	0	0	+3	+12	+1.7
Cincinnati	Oct. 29	1	0	1	0	0	0	+1	+13	+1.6
Auburn	Nov. 5	0	1	1	4	0	4	-3	+10	+1.1
Central Fla.	Nov. 12	3	0	3	1	1	2	+1	+11	+1.1
Memphis	Nov. 19	2	1	3	2	1	3	=	+11	+1.1

	EAST CAROLINA	OPPONENTS
Points Scored	56 vs. South Carolina	42 - South Carolina
Low	10 vs. Duke	6 - Memphis
First Downs	26 vs. South Carolina	27 - Tulsa
Low	12 vs. So. Miss, UCF	12 - Duke
First Downs - Rushing	14 vs. Cincinnati	13 - Syracuse
Low	3 vs. Southern Miss	3 - Temple, South Carolina
First Downs - Passing	18 vs. Memphis	23 - South Carolina
Low	8 vs. Duke, UCF	4 - Tulsa
Rushing Plays	52 vs. Cincinnati	52 - Tulsa
Low	28 vs. Syracuse	20 - Temple
Rushing Yards	281 vs. Temple	248 - Tulsa
Low	54 vs. Syracuse	26 - South Carolina
Passes Attempted	52 vs. Memphis	61 - South Carolina
Low	25 vs. Tulsa	19 - Syracuse
Passes Completed	36 vs. Memphis	39 - South Carolina
Low	12 vs. Tulsa	12 - Syracuse
Passes Had Intercepted	4 vs. Auburn	6 - Southern Miss
Low	0 vs. Three Teams	0 - Virginia Tech, Auburn
Passing Yardage	385 vs. South Carolina	451 - South Carolina
Low	116 vs. Tulsa	130 - Syracuse
Total Offensive Plays	86 vs. Memphis	93 - Tulsa
Low	61 vs. Tulsa	62 - Cincinnati
Total Offensive Yards	621 vs. South Carolina	481 - Tulsa
Low	269 vs. Tulsa	253 - Duke
Avg. Yards per Play	8.5 vs. South Carolina	5.7 - Auburn
Low	4.1 vs. Duke	3.89 - Duke, UCF
Fumbles Lost	2 vs. Syracuse	2 - Temple, So. Miss.
Low	0 vs. Five Teams	0 - Cincinnati, UCF
Penalties	11 vs. South Carolina, Auburn	11 - Central Florida
Low	4 vs. Duke, Syracuse	1 - Cincinnati
Penalty Yards	89 vs. Auburn	100 - Central Florida
Low	33 vs. Syracuse	10 - Cincinnati
Possession Time	36:37 vs. Temple	35:35 - Tulsa
Low	24:25 vs. Tulsa	23:23 - Temple

DRIVES

East Carolina

Longest Drive (Plays)	15, Syracuse (TD)
Longest Drive (Yards)	92, Syracuse (TD)
Longest Drive (Time)	5:56, vs. Auburn (TD)

Opponent

Longest Drive (Plays)	16, Central Florida (Failed on 4th Down)
Longest Drive (Yards)	98, Cincinnati (TD)
Longest Drive (Time)	6:19, Central Florida (Failed on 4th Down)

Rushing

Yards Rushing
- 192, Junior Smith vs. South Carolina
- 165, Junior Smith vs. Temple
- 154, Junior Smith vs. Tulsa

Rushing Attempts
- 28, Junior Smith vs. South Carolina
- 23, Junior Smith vs. Temple
- 22, Junior Smith vs. Southern Miss, Auburn

Touchdowns Rushing
- 2, Junior Smith vs. Temple, South Carolina

Longest Rush
- 54, Junior Smith vs. South Carolina
- 36, Junior Smith vs. Tulsa

Avg. Yards per Carry (Min. 7 attempts)
- 7.33, Junior Smith vs. Tulsa
- 7.17, Junior Smith vs. Temple
- 6.86, Junior Smith vs. South Carolina

Passing

Yards Passing
- 344, Marcus Crandell vs. South Carolina
- 332, Marcus Crandell vs. Virginia Tech
- 322, Marcus Crandell vs. Memphis

Passing Attempts
- 51, Marcus Crandell vs. Memphis
- 50, Marcus Crandell vs. Virginia Tech
- 46, Marcus Crandell vs. Auburn

Pass Completions
- 35, Marcus Crandell vs. Memphis (School Record)
- 30, Marcus Crandell vs. Virginia Tech
- 27, Marcus Crandell vs. Auburn

Touchdown Passes
- 4, Marcus Crandell vs. South Carolina
- 3, Marcus Crandell vs. Southern Miss
- 3, Marcus Crandell vs. Memphis

Completion Percentage (Min. 20 attempts)
- 73.1, Marcus Crandell vs. Cincinnati
- 68.6, Marcus Crandell vs. Memphis
- 67.9, Marcus Crandell vs. South Carolina

Pass Receiving

Receptions
- 7, Sean Richardson vs. Memphis
- 6, four times by four players

Reception Yardage
- 127, Mitchell Galloway vs. South Carolina
- 82, Larry Shannon vs. Virginia Tech
- 76, Larry Shannon vs. South Carolina

Touchdown Receptions
- 3, Mitchell Galloway vs. South Carolina
- 2, Scott Richards vs. Southern Miss
- 2, Larry Shannon vs. Virginia Tech, Memphis

Longest Pass Play
- 67, Crandell to McPhail vs. Central Fla. (TD)
- 64, Crandell to Galloway vs. So. Carolina (TD)

Field Goals

Field Goals Made
- 2, Chad Holcomb vs. Temple

Field Goals Attempted
- 4, Chad Holcomb vs. Temple
- 3, Chad Holcomb vs. Central Florida

Longest Field Goal
- 42, Chad Holcomb vs. Temple
- 41, Matt Levine vs. Temple

Most Points Kicking
- 8, Chad Holcomb vs. Temple
- 7, Chad Holcomb vs. Southern Miss
- 5, Chad Holcomb vs. Central Florida
- 5, Matt Levine vs. Memphis

Punting

Longest Punt
- 58, Matt Levine vs. Tulsa
- 54, Matt Levine vs. Virginia Tech, Memphis

Highest Average
- 51.0, Matt Levine vs. Temple
- 46.4, Matt Levine vs. Syracuse, Tulsa

Total Offense

Total Yards
- 368, Marcus Crandell vs. Memphis
- 347, Marcus Crandell vs. South Carolina
- 330, Marcus Crandell vs. Virginia Tech

Total Attempts
- 57, Marcus Crandell vs. Virginia Tech, Memphis
- 52, Marcus Crandell vs. Duke
- 48, Marcus Crandell vs. Syracuse

Avg. Gain per Play
- 10.21, Marcus Crandell vs. South Carolina
- 7.25, Marcus Crandell vs. Southern Miss
- 7.17, Junior Smith vs. Temple

All-Purpose Rushing Yardage
- 205, Junior Smith vs. South Carolina
- 200, Mitchell Galloway vs. South Carolina

Defense

Primary Tackles
- 12, Mark Libiano vs. Tulsa
- 11, John Krawczyk vs. Duke

Total Tackles
- 21, Mark Libiano vs. Tulsa
- 18, Mark Libiano vs. Auburn
- 17, B.J. Crane vs. Duke
- 17, Dwight Henry vs. Auburn

Interceptions
- 2, Emmanuel McDaniel vs. Southern Miss
- 2, Daren Hart vs. Memphis

Quarterback Sacks
- 2, Lorenzo West vs. Southern Miss
- 2, Daniel Russ vs. South Carolina

Total Tackles for Loss (Includes Sacks)
- 3, four times by three players

Yards	Description of Play	Game	TD	Notes
67	Marcus Crandell pass to Jerris McPhail	Cen. Fla.	YES	Career long pass
64	Marcus Crandell pass to Mitchell Galloway	So. Caro.	YES	
62	Marcus Crandell pass to Jerris McPhail	So. Miss	NO	
54	Junior Smith run	So. Caro.	YES	1:37 left in game
49	Marcus Crandell pass to Larry Shannon	So. Caro.	NO	Shannon's career long
46	Emmanuel McDaniel interception return	So. Caro.	YES	
45	Marcus Crandell pass to Mitchell Galloway	Tulsa	YES	Game-winning score
45	Marcus Crandell pass to Allen Williams	Syracuse	YES	
43	Marcus Crandell pass to Allen Williams	Auburn	NO	
42	Dwight Henry interception return	So. Miss	YES	
41	Marcus Crandell pass to Mitchell Galloway	Duke	NO	Longest play of game
37	Marcus Crandell pass to Junior Smith	So. Miss	YES	Smith - career long catch
36	Junior Smith run	Tulsa	NO	
35	Marcus Crandell pass to Jason Nichols	So. Caro.	NO	
34	Jason Nichols pass to Allen Williams	Duke	YES	Fleaflicker pass
32	Junior Smith run	Tulsa	NO	
32	Marcus Crandell pass to Jason Nichols	Cen. Fla.	NO	
31	Marcus Crandell pass to Mitchell Galloway	Cincinnati	NO	
31	Marcus Crandell pass to Junior Smith	Temple	NO	
30	Junior Smith run	Memphis	YES	Trick play

Pirates Record "When" . . .

	1994	Under Logan	1990s
Home	3-2	8-7	16-9
Road	4-2	6-12	14-17
Grass	5-4	12-15	17-20
Artificial Turf	2-0	3-3	5-5
Day	5-3	11-14	22-17
Night	2-1	3-5	8-9
Leading at Halftime	7-0	14-2	28-4
Trailing at Halftime	0-3	0-16	2-21
Tied at Halftime	0-1	0-1	0-1
Leading after 3 Quarters	6-0	12-1	27-2
Behind after 3 Quarters	0-3	1-17	3-22
Tied after 3 Quarters	1-1	1-1	1-2
Outcomes 7 Points or Less	2-3	5-4	12-8
Outcomes 3 Points or Less	1-2	4-3	7-5
Pirates Score First	5-1	8-7	15-10
Opponents Score First	2-3	6-12	15-16
Junior Smith Rushes for Over 100 Yards	5-1	9-7	9-7
ECU holds opponent under 300 yards Total Offense	2-1	2-3	3-3

1994 Player Participation Chart

No.	Player	Duke	Temple	Syracuse	So. Miss	So. Carolina	Va. Tech	Tulsa	Cincinnati	Auburn	Central Fla.	Memphis
25	Derrek Batson	X	X	X	X	X	X	X	X	X	X	X
94	Aaron Black	X	X	X	X	X	X	X	X	X	X	X
31	Eric Blanton								X	X	X	X
77	Charles Boothe	X	X	X	X	X	X	X	X	X	X	X
91	Willie Brookins	X	X	X	X	X					X	X
53	Carlos Brown	X	X	X	X	X	X	X	X	X		
39	Marvin Burke	X	X	X	X	X	X	X	X	X	X	X
70	Lamont Burns								X	X		X
51	Ken Carroll	X	X	X	X	X	X	X	X	X	X	X
56	Alphonso Collins	X	X	X	X	X	X	X	X	X	X	X
13	Hank Cooper	X	X	X	X	X	X	X	X			
27	Ed Crabtree		X		X	X	X	X	X	X	X	X
54	Dealton Cotton	X		X	X	X	X	X	X	X	X	X
5	Marcus Crandell	X	X	X	X	X	X	X	X	X	X	X
33	B.J. Crane	X	X	X	X	X	X	X	X	X	X	X
17	David Crumbie	X	X	X	X	X			X	X	X	X
20	Linwood DeBrew	X	X	X	X						X	X
7	Morris Foreman	X	X	X	X	X	X	X	X	X	X	X
28	Ben Fossey								X			
82	Mitchell Galloway	X	X	X	X	X	X	X	X	X		
73	Jake Gilray				X	X		X	X	X	X	X
9	Dan Gonzalez		X						X			
84	Leonard Graham	X	X	X	X		X	X	X	X	X	X
59	Jamie Gray	X	X	X	X	X	X	X	X	X	X	X
66	Jeff Griffin											X
6	E.J. Gunthrope	X	X	X	X	X	X	X	X	X	X	X
22	Daren Hart	X	X	X	X	X	X	X	X	X	X	X
21	David Hart	X	X	X	X	X	X	X	X	X	X	X
30	Dwight Henry	X	X	X	X	X	X	X	X	X	X	X
24	Chad Holcomb	X	X	X	X	X	X	X	X	X	X	X
57	John Krawczyk	X	X	X	X	X	X	X	X	X	X	X
58	Derrick Leaphart	X	X	X		X			X	X	X	X
10	Matt Levine	X	X	X	X	X	X	X	X	X	X	X
81	Mark Libiano	X	X	X	X	X	X	X	X	X	X	X
83	Dwight Linville	X	X			X	X	X	X	X	X	X
2	Perez Mattison										X	X
77	Mark McCall								X			X
3	Emmanuel McDaniel	X	X	X	X	X	X	X	X	X	X	X
23	Jerris McPhail	X	X	X	X	X	X	X	X	X	X	X
67	Shane McPherson		X		X				X	X	X	X
1	Jason Nichols	X	X	X	X	X	X	X	X	X	X	X
34	John Peacock	X	X	X	X	X			X	X	X	X
48	Bruce Pearson		X	X	X	X						
90	Scott Richards	X	X	X	X	X		X	X	X	X	X
88	Sean Richardson	X	X	X	X	X	X	X	X	X	X	X
40	Daniel Russ		X	X	X	X	X	X	X	X	X	X
69	Roberto Santiago		X				X		X	X		
96	Walter Scott	X	X	X	X			X	X	X	X	X
85	Mike Sellers		X									
49	Matt Semenza	X	X	X	X	X	X	X	X	X	X	X
80	Larry Shannon	X	X	X	X	X	X	X	X	X	X	X
55	Jason Shell	X	X	X	X	X	X	X	X	X	X	X
12	Jermaine Smith	X	X	X	X	X	X	X	X			
35	Junior Smith	X	X	X	X	X	X	X	X	X	X	X
61	Ron Suddith	X	X	X	X	X	X	X	X	X	X	X
37	Vance Taylor		X	X	X	X	X	X	X	X	X	X
78	Terry Tilghman	X	X	X	X	X	X	X	X	X	X	X
46	Tabari Wallace		X				X	X	X	X	X	X
45	Lorenzo West	X	X	X	X	X	X	X	X	X	X	X
63	Kevin Wiggins	X	X	X	X	X	X	X	X	X	X	X
11	Allen Williams	X	X	X	X	X	X	X	X	X	X	X
47	Brian Williams	X	X	X	X	X	X	X	X	X	X	X
4	Damon Wilson	X	X	X	X	X	X	X	X	X	X	X
	NUMBER OF PLAYERS	47	55	49	51	49	45	48	58	52	51	54

East Carolina's Bowl Record

Won 5, Lost 2

1952 Lions Bowl —
Clarion College 13, East Carolina 6

1954 Elks Bowl —
Morris-Harvey 12, East Carolina 0

1963 Eastern Bowl —
East Carolina 27, Northeastern 6

1964 Tangerine Bowl —
East Carolina 14, Massachusetts 13

1965 Tangerine Bowl —
East Carolina 31, Maine 0

1978 Independence Bowl —
East Carolina 35, Louisiana Tech 13

1992 Peach Bowl —
East Carolina 37, N.C. State 34

Bowl Records

Total Offense	*Most Plays*	61, Jeff Blake (1992 Peach Bowl vs. N.C. State)
	Most Net Yards	365, Jeff Blake (1992 Peach Bowl vs. N.C. State)
Rushing	*Most Rushes*	31, Dave Alexander (1965 Tangerine Bowl vs. Maine)
	Most Net Yards	170, Dave Alexander (1965 Tangerine Bowl vs. Maine)
Passing	*Most Attempts*	51, Jeff Blake (1992 Peach Bowl vs. N.C. State)
	Most Completions	31, Jeff Blake (1992 Peach Bowl vs. N.C. State)
	Most Net Yards	378, Jeff Blake (1992 Peach Bowl vs. N.C. State)
	Most TD Passes	4, Jeff Blake (1992 Peach Bowl vs. N.C. State)
Receiving	*Most Catches*	12, Luke Fisher (1992 Peach Bowl vs. N.C. State)
	Most Net Yards	144, Luke Fisher (1992 Peach Bowl vs. N.C. State)
	Most TD Catches	1, by 6 players

1952 Lions Bowl

Dec. 13, 1952 at Salisbury, N.C.
Attendance: 3,000

Clarion	6	0	7	0	-	13
ECC	6	0	0	0	-	6

CLARION - Sandusky 30 pass from Bevevino (kick blocked)
ECC - Siler 1 run (kick failed)
CLARION - Czap 7 run (Wisniewski kick)

Team Statistics

	Clarion	ECC
First Downs	11	15
Rushing Yardage	59	133
Passing Yardage	189	71
Total Offense	248	204
Passing	29-11-4	22-6-1
Punting	6-31.0	6-31.0
Fumbles Lost	2	1
Yards Penalized	45	45

1954 Elks Bowl

Jan. 2, 1954 at Greenville, N.C.
Attendance: 4,500

Morris-Harvey	6	6	0	0	-	12
ECC	0	0	0	0	-	0

M-H - Fetty 3 run (run failed)
M-H - Spenik 28 pass from Maxwell (kick failed)

Team Statistics

	M-H	ECC
First Downs	10	13
Rushing Yardage	118	98
Passing Yardage	63	82
Total Offense	181	180
Passing	7-3-4	24-10-0
Punting	8-33.6	5-32.6
Fumbles Lost	1	1
Yards Penalized	25	60

1963 Eastern Bowl

Dec. 14, 1963 at Allentown, Pa.
Attendance: 2,700

Northeastern	0	0	6	0	-	6
ECC	6	0	7	14	-	27

ECC - Michel 15 run (pass failed)
NE - St. Victor 48 FG
NE - St. Victor 38 FG
ECC - Michel 82 run (Royster kick)
ECC - Rudisill 81 pass from Cline (Royster kick)
ECC - Allen 17 pass from Bovender (Royster kick)

Team Statistics

	NE	ECC
First Downs	14	15
Rushing Yardage	150	309
Passing Yardage	92	161
Total Offense	242	470
Passing	12-6-3	26-8-0
Punting	2-28	5-25.8
Fumbles Lost	0	2
Yards Penalized	25	25

1964 Tangerine Bowl

Dec. 12, 1964 at Orlando, Fla.
Attendance: 7,000

Massachusetts	0	7	6	0	-	13
ECC	0	0	6	8	-	14

UMASS - Palm 13 pass from Whelchel (Whelchel kick)
UMASS - Palm 61 pass from Whelchel (kick failed)
ECC - Richardson 3 run (pass failed)
ECC - Cline 9 run (Crane pass from Cline)

Team Statistics

	Mass.	ECC
First Downs	6	8
Rushing Yardage	135	153
Passing Yardage	153	192
Total Offense	288	345
Passing	15-9-2	19-10-1
Punting	5-43.8	4-33.6
Yards Penalized	81	45

1965 Tangerine Bowl

Dec. 11, 1965 at Orlando, Fla.
Attendance: 8,350

Maine	0	0	0	0	-	0
ECC	0	10	14	7	-	31

ECC - Kriz 24 FG
ECC - Abernathy 35 pass from Richardson (Kriz kick)
ECC - Alexander 1 run (Kriz kick)
ECC - Grimes 5 pass from Alexander (Kriz kick)
ECC - Alexander 55 run (Kriz kick)

Team Statistics

	Maine	ECC
First Downs	9	18
Rushing Yardage	66	171
Passing Yardage	86	184
Total Offense	152	355
Passing	26-7-4	26-13-1
Punting	8-38.0	5-40.2
Fumbles Lost	2	3
Yards Penalized	50	59

1978 Independence Bowl

Dec. 16, 1978 at Shreveport, La.
Attendance: 18,200

East Carolina	14	7	7	7	-	35
Louisiana Tech	0	10	3	0	-	13

ECU - Collins 3 run (Lamm kick)
ECU - Green 1 run (Lamm kick)
ECU - Collins 1 run (Lamm kick)
LT - Spruell 32 pass from Thibodeaux (Swilley kick)
LT - Swilley 36 FG
ECU - Sutton 45 run (Lamm kick)
LT - Swilley 24 FG
ECU - Hicks 2 run (Lamm kick)

Team Statistics

	LT	ECC
First Downs	18	17
Rushes-Yards	33-12	67-278
Passing Yardage	263	54
Total Offense	275	332
Passing	52-18-3	13-4-0
Return Yards	6	97
Punting	5-41.6	7-30.4
Fumbles-Lost	4-4	2-2
Penalties-Yards	0-0	7-65

PEACH BOWL

1992 Peach Bowl

East Carolina 37, N.C. State 34
Jan. 1, 1992 at Atlanta, Ga.
Attendance: 59,322
(ECU's most recent bowl game)

Bowl Win Over Pack Caps 11-1 Season

By Mike Grizzard, *Daily Reflector* Sports Editor

The perfect script now has the perfect ending.

And a team that always believed it could did something truly unbelievable.

It was done with thrills and chills, suspense to the very end. But what did you expect?

Down 34-17 with 8:41 to go and its never-say-die fans chanting "We believe" East Carolina mustered an incredible rally Wednesday to overcome N.C. State 37-34 in the 24th annual Peach Bowl. The fitting end to a storybook season leaves the Pirates 11-1.

"When we were behind 17 points you couldn't help but hear the people dressed in purple chanting that they believe," ECU head coach Bill Lewis said. "I think we've added a special meaning to 'I believe' or 'We believe' or however you want to say it because I think that we truly captured the spirit of that."

The frenzied bowl-record crowd of 59,322 and the final Peach Bowl to be played in Atlanta-Fulton County Stadium (the bowl moves to the Georgia Dome next year) nearly settled for a tie, but Damon Hartman's 49-yard field goal attempt as time expired was short and wide right.

College football's Cinderella had beat the clock again.

"We've been called a Cinderella story all year," ECU senior center Keith Arnold said. "Cinderella went to a ball tonight and got married. She's queen now.

"The feeling's unbelievable ... now I guess we know who's the best in North Carolina."

East Carolina, with its second-straight win in a series that was discontinued in 1987, can make that claim. But for three-plus quarters, the Wolfpack were better.

Muscle and speed in the running game enabled the Pack to do what it wanted coming in — keep the ball out of the hands of Pirate quarterback Jeff Blake and put a lot of points on the board.

Anthony Barbour was a danger on the corners and finished with 90 yards on 23 carries. Greg Manior and Gary Downs banged inside and combined for 117 more yards. The Pack ran the ball 56 times for 186 yards.

But when time was an ally and first downs were critical, ECU's defense got tough and State wilted.

"I thought we were the better team there for a while," N.C. State head coach Dick Sheridan said. "But we didn't get the job done either offensively, defensively or the kicking game."

State's collapse down the stretch included a shanked punt that gave the Pirates a shot in the arm.

The Wolfpack also could find no solution to a red-hot Blake, who completed 31 of 51 passes for 378 yards, threw four touchdowns and was intercepted three times.

Blake was particularly uncanny in the fourth quarter, hitting on 17 of 26 passes, 15 of 21 for 148 yards on the final three scoring drives in which the Pirates unveiled a shotgun formation.

Tight end Luke Fisher was unstoppable, catching a bowl-record 12 passes for 144 yards. Fisher had six catches for 63 yards in the fourth period, including the game-winner with 1:32 left.

The Wolfpack fumbled with just over a minute to go then lost on a last-second field goal to Maryland two years ago. The Cavs routed State 42-10 this season.

The Wolfpack appeared to have the Pirates primed for the kill after Shad Santee recovered Dion Johnson's fumble of a punt and Ledel George hit Charles Davenport with a 52-yard TD pass two plays later to make it 34-17.

Mike Reid picked off a Blake pass at the Wolfpack five on the next series, but ECU got the ball back at State's 32 after Kilpatrick's 10-yard muffed punt with 8:41 to go.

Then Blake too over.

From the 32, the Pirates needed seven plays and just 1:15 to get in the end zone. Blake got the score, slipping in from the two on a third-down option to the left.

Kilpatrick got off a 50-yard punt into the end zone after the Wolfpack failed to pick up a first down on the next series. Blake promptly marched ECU 80 yards in 11 plays, hitting 8 of 10 passes and burning just 2:06, to get within 34-30.

Blake hit Dion Johnson with a 17-yard pass for the score at the 4:18 mark. The Pirates opted to go for a two-point conversion, but Tyler Lawrence pressured Blake and forced a fumble.

State, still clinging to the lead, took over again and was in immediate trouble when Jerry Dillon disrupted an end around and dropped Davenport for a 9-yard loss.

The Pack was forced to punt and Johnson shot up the middle for 27 yards to give the Pirates the ball at the 41.

Near disaster came when Fisher fumbled after snaring a Blake pass, but Cedric Van Buren recovered. Blake hit Fisher again for 8 yards then 22 for the TD.

Terry Jordan quickly moved the Wolfpack, which still had all three of its timeouts, to the ECU 36 with 26 seconds left. That's when Zaim Cunmulaj burst through to sack Jordan for an 18-yard loss.

After Jordan hit Robert Hinton for 23 yards, the Pack went for the tie.

Barbour, Manior and Downs were workhorses as State drove 68 yards in 13 series on its first possession for a 7-0 lead. Downs scored on a 2-yard dive over the top.

ECU tied it when Blake flipped a 5-yard pass to Van Buren, but State cashed in a Sebastian Savage interception in the second period for a 14-7. Jordan threw a 4-yard pass to Todd Harrison for the TD.

Anthony Brenner's 27-yard field goal put ECU within 14-10, then Blake fired a 55-yard strike to Hunter Gallimore 1:39 before the half for a 17-14 lead.

Brenner missed a 46-yard field goal attempt after an interception by Jones, then the Wolfpack extended its lead to 27-17 with an 8-play, 71-yard drive.

Three passes to Davenport highlighted the drive. Manior got the score on a 1-yard plunge.

Davenport burned Walker after Johnson's fumble to put State up 34-17.

PEACH BOWL STATS

	ECU	NCSU
First Downs	24	20
Rushes-Yards	24-42	56-186
Passing Yards	378	197
Total Offense	420	383
Passing	51-31-3	24-16-1
Return Yards	53	38
Punting	4-41.5	8-35.8
Penalties-Yards	8-45	5-34
Fumbles-Lost	4-1	1-1

N.C. State	7	7	13	7	— 34
East Carolina	7	10	0	20	— 37

NCSU — Downs 2 run (Hartman kick)
ECU — Van Buren 5 pass from Blake (Brenner kick)
NCSU — Harrison 4 pass from Jordan (Hartman kick)
ECU — Brenner 27 FG
ECU — Gallimore 55 pass from Blake (Brenner kick)
NCSU — Hinton 14 pass from Jordan (Hartman kick)
NCSU — Manior 1 run (kick blocked)
NCSU — Davenport 52 pass from George (Hartman kick)
ECU — Blake 2 run (Brenner kick)
ECU — Johnson 17 pass from Blake (run failed)
ECU — Fisher 22 pass from Blake (Brenner kick)

LEADERS

Rushing: Van Buren (ECU) 11-65. Barbour (NCSU) 23-90, Downs (NCSU) 10-63.
Passing: Blake (ECU) 31-51-3 INT, 4 TD, 378 YDS. Jordan (NCSU) 15-23-1 INT, 2 TD, 145 YDS.
Receiving: Fisher (ECU) 12-144-1 TD, Johnson (ECU) 6-56-1 TD, Gallimore (ECU) 5-113-1 TD, Van Buren (ECU) 5-30-1 TD. Davenport (NCSU) 6-118-1 TD, Williams (NCSU) 4-30, Hinton (NCSU) 2-37-1 TD.

Pirates In Pursuit Of Liberty

By John Roth

ECU One Of Five Schools To Form A New Alliance With Memphis-Based Bowl

When East Carolina's football players heard the news at a team meeting, they cheered. Win seven games this season, they were told, and it may be time to go bowling again.

That's because a new bowl coalition emerged in college football last week, and East Carolina is one of the participants.

The new alliance is not as complicated or as lucrative as the more publicized coalition of major conferences, and it won't play a part in determining the national champion. But it offers a very real promise of postseason play to five independent universities that otherwise could find themselves on the outside looking in when bowl invitations are extended at season's end.

Completing a deal that had been in the works all summer, the St. Jude Liberty Bowl confirmed at an Aug. 25 press conference in Memphis that it is aligning with five schools to produce one of its contestants in each of the next two years.

East Carolina is one of the five, along with Cincinnati, Memphis, Southern Mississippi and Tulane. The school with the most victories against Division I-A opponents will earn a Liberty Bowl berth, opposite an at-large team selected by the bowl, provided it has also met NCAA bowl requirements by posting at least six Division I-A wins.

The 1994 St. Jude Liberty Bowl is set for the afternoon of Dec. 31 in Memphis and will be televised by ESPN. The payoff is a minimum of $750,000 per school.

"I can promise you there is some genuine excitement in eastern North Carolina for the opportunity to participate in this alliance;" ECU athletics director Dave Hart said at the announcement press conference. Much of that excitement was evident on Hart's home campus when the ECU players were informed a few days beforehand that the alliance had been finalized.

"They definitely sat on the edge of their seats and took notice. They understood what the announcement meant," head coach Steve Logan said. "It's the first concrete thing we've had happen since I've been here that gives you a real sense of purpose.

"We go out every Saturday and try to win every game, but now there will be some games this season that mean more than others. Some will be almost like two games—you win a game, and you take one away from the other guy."

Logan thinks the incentive factor can help the team the entire season. "You can lose a game on Saturday, and you're still into it the next Saturday," he said. "This can help you stay competitive from Saturday to Saturday and carry you through the dog days of November."

The race for the bowl bid will be determined by total Division I-A wins, hence ECU's late-season game with Central Florida will not be a factor because that school is Division I-AA. If two or more schools have the same number of wins, a series of tiebreakers will be used, including head-to-head results and best record among common opponents.

If teams remain even through all tiebreaker procedures, the bowl selection committee reserves the right to make the pick, said Liberty Bowl managing partner Steve Ehrhardt.

Had the alliance been in effect last year, Cincinnati would have claimed the bid with its 8-3 record. The Bearcats, despite having their best season in decades, were not invited to a bowl game. Memphis, at 6-5, was the only other alliance team with a winning record last season.

Memphis is the only school that plays every alliance member this season. ECU plays all but Tulane, and Southern Miss plays all but Cincinnati. Tulane and Cincinnati play only two alliance teams.

Tulane is the only alliance member to have previously played in the Liberty Bowl, losing to Penn State in 1979 and defeating Colorado in 1970. Louisville defeated Michigan State in last year's game.

East Carolina's last bowl appearance was the 1991 Peach Bowl, a dramatic victory over N.C. State that gave the Pirates an 11-1 record, a shot in the arm financially and tremendous visibility beyond the football field.

Logan says the new coalition can provide similar benefits if his team earns the bid, from exposure and recruiting to the player development that takes place during the extra practice periods permitted bowl teams.

"I really believe we can do a good job of being a good football program here," Logan said. "That (11-1 season) was not an accident, it was the proof. Success is a reachable, attainable goal and that's the proof. Don't tell me it can't be done."

The five coalition schools are among the prime players in plans for a new football conference that would begin play in 1996, after this alliance agreement expires. The schools are involved in football expansion plans by the Metro and Great Midwest conferences, or a possible merger of the two.

St. Jude Liberty Bowl Game Facts

WHEN: Dec. 31, daytime

SITE: Liberty Bowl, Memphis, Tenn.

STADIUM CAPACITY: 62,425

TEAMS: Coalition winner vs. at-large opponent

TV: ESPN national cable

PAYOFF: $750,000 minimum per team

Liberty Bowl Through The Years

1959: The first Liberty Bowl was played in Philadelphia, with Penn State defeating Alabama 7-0.

1962: In a 6-0 victory over Villanova, Oregon State's Terry Baker had a 99-yard run from scrimmage, the longest run from scrimmage ever in a bowl game.

1964: The Liberty Bowl introduced indoor football to the world in the days before domed stadiums, when the game was played in the Convention Center in Atlantic City, N.J., a year before its move to Memphis. Utah beat West Virginia 32-6.

1971: Tennessee defeated Arkansas 14-13 thanks to a controversial fumble in the fourth quarter.

1975: Southern Cal coach John McKay led his team to a 20-0 win over Texas A&M in his last appearance as the Trojans' head coach.

1982: Alabama coach Bear Bryant, who guided the Crimson Tide in the first Liberty Bowl in '59, closed out his storied coaching career with a 21-15 victory over Illinois, then died six weeks into retirement.

1989: Air Force began a four-year run in the Liberty Bowl with a 42-29 loss to Ole Miss. The bowl had an agreement to invite the winningest service academy team, and Air Force got the nod four straight seasons.

1993: Louisville defeated Michigan State 18-7 before a crowd of 21,097, with weather conditions featuring a freezing rain.

Coalition	1993 W-L
Cincinnati	8-3-0
East Carolina	2-9-0
Memphis	6-5-0
Southern Miss	2-8-1
Tulane	3-9-0

Adversity hasn't stopped Tilghman

By Mike Grizzard
THE DAILY REFLECTOR 8-15-94

When Terry Tilghman has been down, someone always seems to be there to pick him up.

After a major knee injury during his senior year in high school, his coaches and parents assured him that his future in football wasn't dead. Once considered one of the top 20 players in Texas, now he was only wanted by a few.

East Carolina was willing to gamble and Tilghman accepted.

After three years, more injuries hit. He blew out the same knee last summer but amazingly returned by the season-opener. A shoulder injury against Washington three games into the year ended his season, but not his career.

A medical redshirt gave Tilghman an opportunity to play one more year.

"One thing I've definitely done is learn how to deal with adversity," said Tilghman, a 6-6, 276-pound offensive lineman from Mesquite, Tx.

But injuries are only part of the story.

Tilghman is also a student and a family man. He and his wife, Jennifer, have two children, a son born just after the Peach Bowl in 1991 and a daughter born in June.

Time, it seems, is never enough.

"I'm a busy man," Tilghman said. "You can definitely say I'm a busy man but I'm surrounded by such understanding people and that makes it a lot easier.

"The coaching staff gives me some slack and allows me to do things I need to do. My wife is the most understanding in the fact that she knows the next two or three months are football and I probably won't be around too much."

The flexibility by the coaching staff especially helps.

"If it was a dictatorship where I had to be at every team function then I would probably end up sending Jennifer home to stay with mom and dad," Tilghman said. "But they understand my situation and are willing to work with me."

Packing up his family and leaving still has been an option. Often he wondered if the investment of sweat and pain was really worth it. Some friendly advice convinced him it was.

"There were times when I said it was not worth it but Jennifer said 'You've come too far and done too much' " Tilghman said. "Every time I wanted to quit and turn away she says 'No, you can't throw away a college education.' If it wasn't for Jennifer and the understanding of the coaching staff, I probably wouldn't be

(See TILGHMAN, B-3)

Tilghman

(Continued from B-1)

here."

Offensive line coach Jeff Jagodzinski is among those who are glad Tilghman's back. The fifth-year senior gives East Carolina versatility on a line that has nine players with game experience. Tilghman has played primarily guard, but could see a lot of time at center this year.

"We're glad we had a redshirt year for the guy,"Jagodzinski said. "He's a leader and the kids listen to him. That's one of the reasons we moved him to center, to anchor that thing down.

"He'll be able to make all the calls and get everybody going in the right direction. I wish I had five of him."

Tilghman said he has recovered fully from shoulder surgery.

"The shoulder injury was a piece of cake after what I had been through, two major reconstructive knee surgeries and four or five arthroscopic surgeries,"Tilghman said.

As for his right knee, he said he is hampered somewhat but only thinks about it when asked by the media

"Anytime you have an injury like that it's going to bother you but you've got to be mentally tough and figure out a way to play with the pain," Tilghman said. "I don't even think about it - other than that seven- or eight-pound knee brace that reminds me. But I don't let it bother me."

What does bother Tilghman is last year's record. But he believes what was sacrificed during that 2-9 season will pay off this year.

"We had a horrible season last year," Tilghman said. "We had a lot of young players that had to play a lot of downs.That was bad last year but now this year we've got a lot of young kids with playing experience. We are going to reap the benefits of having those players on the field."

Lifting a passion for Krawczyk

10-1-94

By Mike Grizzard
THE DAILY REFLECTOR

Lifting weights kind of came natural for John Krawczyk.

His father, Mitchell Sr., now age 55, has been lifting for 35 years. His three brothers, Mitchell Jr., Matthew and Andrew, all lift.

Andrew, in fact, still lifts competitively, winning the title of Mr. Illinois along with several other competitions.

All the kids also played football, starting in youth league with Mitch Sr. as their coach. Matthew and John continued to play through school and into college. John, now a senior at East Carolina, has taken his football the farthest.

"I started them all out down in the basement," said Mitch Sr., who also has a daughter. "I never pushed any of them but I stressed to them that if you lift a lot weights you make a lot of tackles."

John's initial interest in weight lifting was as a hobby, something to do to pass the time between football and baseball seasons. A weight-lifting club at St. Bede Academy in his hometown of Oglesby, Ill., provided a little competition, if only within the group.

But at some point, lifting became almost an addiction. The results — bulging biceps, broad shoulders and a strapping chest — only fueled his interest. As a senior he was both the school's weightlifter of the year and the football team's most valuable player.

His desire to keep playing football and try life on his own took him to North Park College in Chicago, a Division III program in its infancy. He left there after a year and moved in with Andrew.

"All I did for a year was lift and eat," John said.

He gave football another try after a year off, returning to Oglesby to play at Illinois Valley Community College. He played one season before signing with East Carolina

"I kind of took a crooked path to get here," John said. "I should have gone straight to junior college right out of high school. It was a bad idea then but it's turned out good so I'm not really dwelling on that."



When Krawczyk arrived on the East Carolina campus his physique immediately turned heads — even those of his new teammates. Big, strong defensive lineman were a rare breed.

A year later he's even more impressive.

"When John got here he had some extensive experience in strength training but he had been training like a body builder," said Jeff Connors, ECU's director of strength and conditioning. "He was not focusing on his lower extremities. Over the past year we've really made great strides with him."

Krawczyk, a noseguard, holds school records for the power clean (370 pounds) and incline press (350). He has also boosted his squats about 150 pounds up to 738, and his bench press is up to 475.

The 6-3, 270-pounder also has a 30-inch vertical leap and runs the 40-yard dash in 4.75 seconds.

> "You have got to have the right frame of mind to play this game. If you're going to go at it without that certain instinct or whatever you want to call it, it's not going to get the job the done."
>
> -John Krawczyk
> ECU senior noseguard

"He has extremely strong physical attributes," Connors said. "He's close to possessing as high a level as anybody we've had. Robert Jones had great physical attributes and John is along those same lines."

Krawczyk said his passion for lifting weights developed at an early age.

"As far back as I remember I've always been messing around with the weights but seriously I started in high school," he said. "When you get into lifting it almost becomes an addiction.

"You've got to go at it hard. The harder you lift, the bigger and stronger athlete you're going to be. You have to really enjoy it to get anything out of it. You can't go in there just to get it done. You've got to go in there and make sure get something out of it."

With the help of Connors, Krawczyk worked intensely in the weight room after the conclusion of last season. He broadened his knowledge as well as his strength last summer.

"I took a lot of pride during the off-season," Krawczyk said. "I give Coach Connors 100 percent credit for that. He worked me harder than I've ever worked before. I've never had someone besides my own self to push me."

The results have been evident on the field.

Krawczyk is third on the team in tackles with 27, including two for a loss. He played in 11 games last year, finishing with 47 tackles.

"He's a hard worker with good work ethic," Connors said. "The thing about him that is favorable is not only is he strong but he possesses great explosiveness. He's tough and he likes to hit."

Krawczyk said he takes the intensity to the field that he takes the weight room.

"You have got to have the right frame of mind to play this game," he said. "If you're going to go at it without that certain instinct or whatever you want to call it, it's not going to get the job the done.

"You have to be relentless every play. You have to have great mental toughness. It's not like other positions. You're getting contact every play by two or three or however many guys."

Krawczyk has been part of East Carolina's push to establish a tradition on defense. The Pirates ranked 105th in the nation two years ago and improved to 47th last year. They stand 36th after three games this year.

"We've got the skill at every position to be an excellent defense," Krawczyk said. "We show that at certain times in the games but we've got to play consistent for four quarters.

"Everybody has got to be mentally focused every play and play as hard and as aggressive as they can."

A shutout would be the ultimate statement. The Pirates haven't held an opponent scoreless since 1982, a string of 129 games.

"I definitely see a shutout in our future," Krawczyk said. "Everybody has got that attitude now. We're definitely going for that shutout.

"That's a personal goal of mine and I know I can speak for everybody on the team."

Saturdays are showtime for West

9-17-94

By Mike Grizzard
THE DAILY REFLECTOR

Lorenzo West likes a little quiet time before each game. He sits at his locker and tries to tune out everything around him, concentrating solely on what he has to do for the next three hours or so.

After kickoff, the silence stops. West, soft-spoken and a little on the shy side, slips into an alternate personality. He becomes relentless, intense and a bit of a showman.

Big plays, particularly those that involve getting his hands on the quarterback, excite the sophomore at East Carolina. He occasionally likes to share his thrill, perhaps with a little dance and some pointing to the crowd. It's all in fun, he says.

"I like to show my emotions," West said. "If I show my emotions I feel I can play good through the whole game. When I'm quiet I don't play my best ball. I like to express my emotions to the fans, the coaches and my teammates."

B.J. Crane has seen both the quiet and exuberant sides of West.

"He's a different guy in and out of public," said Crane, a sophomore inside linebacker who is West's roommate. "In public he's going to be laid back and not going to say much but in private when it's one on one and he's talking to his friends he's going to be just like he is on the field.

"It's showtime on Saturday," Crane said. "That's Lorenzo's philosophy and he shows it. It's going to be showtime every Saturday. He's a very confident player. He's confident in what he can do and what the defense can do. He went out there and did it on Saturday."

West certainly put on a show in East Carolina's season-opener against Duke. He was credited with 10 tackles and batted down two Spence Fischer pass attempts at the line of scrimmage. Crane had quite a night himself, collecting a team-high 17 tackles.

"When I'm quiet I don't play my best ball. I like to express my emotions to the fans, the coaches and my teammates."

-Lorenzo West
ECU sophomore

"We talked prior to the game and made up our mind that no one was going to run the ball to our side," Crane said. "He made it easy for me.

"You know Lorenzo is going to come to play," Crane said. "He's one of the best conditioned athletes on the team."

You won't find many arguing that point. The 6-3, 243-pounder from Atlanta is blessed with amazing stamina and has used the weights to improve his upper body strength. West is still considered small to play on the defensive line and possesses average speed, but he never stops going.

"He runs a five-flat 40 (yard dash), " East Carolina head coach Steve Logan said. "Looking at him you would think he runs really, really fast but he doesn't. What Lorenzo does is he runs a five-flat 40 on the first play of the game and he runs a five-flat 40 on the 72nd snap of the game on defense.

"His motor runs big-time fast, and he plays hard every snap. He can run forever."

And not just on game day. West is among the hardest workers in practice.

"He's one of these guys that fortunately can run all day and it doesn't seem to affect him," defensive line coach Cliff Yoshida said. "I know during conditioning stuff he's right up there."

West's athletic ability earned him a chance to play as a true freshmen last year when injuries depleted East Carolina's depth on the defensive side. He saw action in every game, starting the last two when Bernard Carter was moved from defensive end to outside linebacker.

With Carter now gone, the job is West's.

"I think Lorenzo felt like he could do it last year," Crane said. "The only thing that stopped him was Bernard Carter."

Although he would have liked to play more last year, West realizes he may not have been quite ready. This year he is bigger, stronger and more wise to what's going on.

"The difference for me primarily is I know my position now," West said. "Last year and all through high school I played linebacker. When I got to ECU they moved me to defensive end so I was like in no man's land.

"Last year was like a learning experience. This year I knew what I had to do. Now I know how to play my position."

Though confusing at first, the move from linebacker to defensive end has suited West just fine. Defending the pass never was quite his bag.

"As a linebacker your primary responsibility is to defend against the run but you have to be conscience of the pass," West said. "When I came here to play linebacker I really didn't want to play the pass part of it so the change they made was good for me from my perspective. In high school all I wanted to do was rush the passer anyway."

West was one of the top players in Georgia as a senior at Decatur High School. He was a first-team All-State selection and the Atlanta area Defensive Player of the Year.

The recruiting battle boiled down to hometown Georgia Tech and East Carolina. Bob Babich, then an assistant coach with ECU, helped convince West to sign with the Pirates.

"Lorenzo West was a big-time signee for us," Logan said. "We beat Georgia Tech head-up. Georgia Tech wanted that kid. He grew up right down the block from them."

West said several factors influenced his decision.

"First of all, I don't play well on (artificial) turf," West said. "I didn't want to go to a college that primarily plays on turf.

"I also felt like East Carolina really cared about me and Tech was just out to get me and play for me. I didn't feel like they were player's coaches. Tech was also too close to home."

The opportunity to play immediately didn't hurt. And play he will.

"There's a kid that is going to play in 44 straight football games for East Carolina, barring injury," Logan said. "He's a good player. I wish we had more like him."

Auburn's Hall has high praise for ECU quarterback Crandell

BY A.J. CARR
STAFF WRITER

Being in the Southeastern Conference, Auburn defensive coordinator Wayne Hall is accustomed to facing formidable quarterbacks.

Hall

And even though the Tigers will get a break from the tough SEC grind on Saturday, Hall figures his task is as challenging as ever, with East Carolina's Marcus Crandell paying a visit.

"We've faced some good quarterbacks, but from what I've seen on tape, he could play for anybody in the Southeastern Conference," said Hall, who was an East Carolina assistant in the late 1970s. "I don't want to make any of them [SEC quarterbacks] mad, but he's as good as anybody we've played."

Crandell has completed 55.3 percent of his passes for 1,857 yards and 14 touchdowns with eight interceptions while leading the Pirates to a 5-3 record. He's also gotten good protection from his offensive line, which has surrendered only seven sacks, and that will be a big key Saturday.

"They do everything [schemewise]," Hall said. "To run an offense like that, you have to have a quarterback who can consistently make the right decisions, and he does that. He's a tremendous player.

"All their receivers catch the ball extremely well, and they have a great little tailback. Junior Smith reminds me of Lionel James, a great tailback we had here. He's quick, a really strong guy."

Third-ranked Auburn also is quick and strong, and the Tigers simply beat everybody. The winning streak has reached 19 games, longest in the nation.

The Tigers rank 13th nationally in total defense, having held opponents to 287 yards per game, just 91 rushing. Simply put, they wreak havoc. Make a mistake, and they make you pay. Their defense has scored seven touchdowns, intercepted 16 passes and recovered 10 fumbles.

"We've got a lot of kids playing hard, they play extremely hard," Hall said.

But will the Tigers be revved up and roaring about playing East Carolina, an opponent they have met only twice?

"All they have to do is watch the films ... and they'll see how scary this team is," Hall said. "The biggest thing, [East Carolina has] done a good job scoring against every team.

"I understand the East Carolina mentality. I know how they feel. I was there, and we felt we could beat anybody in the country then. I'm sure this team feels the same way."

Crandell is talented, and the Pirates are pumped. But if they beat Hall's bunch, the victory would be considered the Mother of All Upsets in college football this year.

ECU-Auburn game to be televised

FROM STAFF REPORTS

The East Carolina-at-Auburn football game at 2 p.m. EST Saturday will be televised on a pay-per-view basis.

It will be shown in the Triangle on channel 52 and channel 23. Fans can order the game for $24.95 plus a franchise fee by calling Raleigh's Cablevision customer service at 832-2225. On game day, prices in some areas will increase to $29.95.

Other coverage:

- Greenville area: channel 35, call (919) 756-5677.
- Rocky Mount area: channel 50, call (919) 443-1592.
- Kinston: channel 9, call (919) 523-7511.

Pirates ponder wins that got away

Even with a string of narrow losses, ECU very much in bowl picture

BY A.J. CARR
STAFF WRITER

GREENVILLE — East Carolina is a young football team with a 3-3 record and mixed emotions.

The Pirates still lament losing three games to top 25 teams by a combined margin of 13 points — a handful of plays. But they also are upbeat about the possibility of earning a Liberty Bowl berth.

"We realize we could be 6-0, but we're not," quarterback Marcus Crandell said before a recent workout. "Even though it's frustrating us a lot, we realize we are a good team.

"When I'm lying around, I think of the outcome. We'd be on an emotional high if we had won those games. [But] we know what we have to do as a team. Our main focus is on the Liberty Bowl. We can't be so discouraged."

The Pirates lost to undefeated Duke 13-10 in the season opener, giving up one long pass play and making a bad snap over the punter's head to set up the Blue Devils' winning field goal.

Against once-beaten Syracuse, ECU lost 21-18, losing a fumble deep in Orangemen territory while driving toward a possible 14-0 lead.

Then, in Saturday's 27-20 loss to 19th-ranked Virginia Tech, two plays helped turn the tide. The Hokies picked up an early Pirates fumble and ran 60 yards for a touchdown. And late in the game, an ECU pass completion to the Tech 11 was nullified by a holding penalty.

If East Carolina had won those three games, the Pirates likely would be ranked in the top 15 and thinking of a bowl bigger than the Liberty. If . . .

"We're so close," said Jamie Gray, who has been a pleasant surprise in the offensive line. "Everybody knows we should be 6-0. It's hard to swallow."

Gray says he lies awake some at night, thinking about what could have been. But he adds that the Pirates are still motivated and that he's planning on playing in the Liberty Bowl at Memphis on New Year's Eve.

"We're dealing with it pretty well," defensive tackle Lorenzo West added. "We felt we could play with anybody on our schedule, and we are living up to that. It's given us confidence for the next game."

East Carolina travels to Tulsa this Saturday, is host to Cincinnati on Oct. 29, goes to Auburn on Nov. 5, entertains Division I-AA Central Florida on Nov. 12 and journeys to Memphis on Nov. 19 in what could settle the bowl issue.

The Pirates must win a minimum of six games against Division I-A opponents and post a better record than the other coalition teams to get a postseason bid. Memphis (4-2) is the only coalition team with a better record.

The Pirates, with only six senior starters, likely will be favored in all of their remaining games except against Auburn, which has an 18-game winning streak under Terry Bowden. While that game poses a colossal challenge, it also provides ECU with its only remaining opportunity during regular season to gain national recognition.

"I'm hoping by the time they play us they will sort of overlook us," Crandell said. "But I'm trying not to look at the big picture now. I'm just trying to focus on Tulsa."

Later that afternoon, there was plenty of pep in the Pirates' practice. During one segment, Crandell hit receivers consistently in a two-minute drill and coaches moved around enthusiastically.

"We've got everything in the world to play for," Coach Steve Logan said. "If we can't play hard, then we need to bring the kids in for therapy."

ECU's Smith a big talent in small package

The E.E. Smith graduate helps the Pirates open the football season Saturday at Duke.

By Jim Wilkie
Staff writer

GREENVILLE — After consecutive 1,000-yard rushing seasons, East Carolina's Junior Smith was disappointed by a lack of preseason notice from the national media.

"At first, I thought there should have been a little more recognition," Smith said. "At the beginning of summer, I talked to my dad and we agreed that I was being selfish."

At 5-foot-6, the running back has battled being overlooked his entire life. But don't think this represents a statute of limitations to the Fayetteville native and former E.E. Smith High School standout.

The senior All-American candidate has never been limited athletically — not at E.E. Smith, when he ran for 2,454 yards (the second-highest total in state prep history) as a senior — and certainly not now.

Smith

Smith runs a 4.43-second 40-yard dash, second best on the East Carolina squad. He bench presses 370 pounds and owns Pirate records for running backs in the vertical jump (38 inches), the squat (630 pounds), flex exercise (9.0) and overall testing (103 points).

Throw in a killer work ethic and you can understand how he climbed to fourth on ECU's career rushing list with 2,541 yards. He needs 348 more to pass former All-American Carlester Crumpler as the school's all-time leader.

Smith's final chance to step into the national limelight as a collegian begins Saturday at 7 p.m. as the Pirates open their season with a visit to Duke. The Blue Devils (1-0) routed ECU 45-14 in the last meeting between the teams two years ago.

"We've got to get out of the chute fast at Duke, and we need to go into each game with a winning attitude," Smith said. "I just want to have the best game of my career at Duke."

"I expect another 1,000 yards out of the guy," said East Carolina head coach Steve Logan. "I think he is a legitimate big-time running back. He is a special guy, on and off the field. I would like to have 100 like him."

Smith said his immediate goal upon arrival at the ECU campus four years ago was not to be redshirted. He made the club as a freshman.

"My goal as a sophomore was to gain 1,000 yards," Smith said. Again, pencil it in.

As a junior, he set Pirate single-season and -game marks with 1,352 yards rushing in 11 contests and a 282-yard effort against Tulsa. He's the second-leading returning rusher in the NCAA, trailing only Wisconsin's Brent Moss.

But Smith's individual successes as a junior were tempered by a 2-9 season during which ECU's pass-happy offense sputtered. The Pirates lost first- and second-string quarterbacks to injuries, were held to single-digit scoring in four games and notched over 20 points only three times.

"I gained a lot of yards, but last year our offense was not that productive with respect to putting points on the board," Smith said, adding that he'll take wins over yards any time.

"My goal for this season is to help out the team as much as I can," he added. "I'd like to go for 1,000 again, but at the beginning of the season I try not to look at those things."

Pirates bowl-bound!

ECU knocks off Memphis 30-6 to gain 2nd bowl berth in 4 years

11-20-94

By Mike Grizzard
THE DAILY REFLECTOR

MEMPHIS, Tenn. -- The Pirates weren't on the guest list for a new conference, but they do have a date for New Year's Eve.

After being shunned by a new 10-team all-sports conference last week, East Carolina reserved a spot in the Dec. 31 St. Jude Liberty Bowl by whipping Memphis 30-6 Saturday. The Pirates (7-4) will face Illinois, the fifth-place team from the Big 10.

While ECU players celebrated the school's second bowl berth in four years, head coach Steve Logan admitted the conference rejection still stung.

"We've been told no, no, no, no by everybody," said Logan, whose ire was raised moments earlier by a Gatorade shower. "Everybody has told us we couldn't do it.

"We're going to get it done. We're going to get it done at East Carolina, with a conference, without a conference. I don't care. We're going to get it done."

ECU was included when the five-team Liberty Bowl Alliance formed in August. But the Pirates were omitted from last week's conference formation, which joined teams from the Metro and Great Midwest Conference along with Houston from the Southwest Conference.

ECU was the only Liberty Bowl Alliance team left out.

"It's going to be us against the world from now on," Logan said. "We are going to develop a healthy chip on our shoulder and it's going to stay there."

For some players, like sophomore linebacker B.J. Crane, it's already there.

"We've beaten every team in the Liberty Bowl Alliance and here we are in the Liberty Bowl, but yet we're not good enough to be in the conference," Crane said.

ECU is 3-0 against LBA teams this year with wins over Southern Miss, Cincinnati and Memphis. The Pirates did not face Tulane.

"My feelings are they don't want us in the conference because they don't want us to dominate," junior center Kevin Wiggins said. "They're afraid of getting beat every year. We want to play 'em all and we're going to keep beating 'em. I'd love to be in the ACC myself."

Some fans had hoped the Pirates might face an ACC opponent in the Liberty Bowl, but an Independence Bowl deal last week claimed the last available Atlantic Coast Conference team.

ECU faced N.C. State in the Peach Bowl in Atlanta in 1991, a game which drew a sellout crowd. Athletics Director Dave Hart Jr. hopes Pirate fans flock to Memphis.

"I think there's probably some doubters out there in terms of last time it was N.C. State and it was an easy drive," Hart said. "It's kind of a let's see what they do now attitude. I'm convinced our fans will respond."

ECU would like another shot at Illinois. The Pirates' only loss in an 11-1 season in 1991 was in Champaign.

The Pirates could have a home-field edge this time around, if Liberty Bowl director Steve Ehrhart is on target.

"I think everybody is really excited about it," Ehrhart said. "Now that East Carolina is the host team, I think all the fans here are going to be very ready to adopt them."

The Liberty Bowl has struggled with attendance recently, part of the reason the alliance was formed.

Pirate supporters at Saturday's game say ECU will return with its share of fans in December.

Matt Howard, a 1992 ECU grad who lives in Nashville, wouldn't miss it. It will only be the third time this year he's had a chance to see his alma mater in action.

Charlie Wilson, who's been to nine of 11 games this season to watch son Damon, a senior fullback, said he'd make reservations before leaving Memphis.

"It's our first trip here," he said, "but we plan to enjoy it when we come back. It's going to be a more festive occasion."

UNIVERSITY ARCHIVES & RECORDS CENTER
RECEIVED
SEP 01 1998

ST. JUDE LIBERTY BOWL

Defensive Standouts

Linebacker
Mark Libiano



Defensive Line
John Krawczyk

Defensive Back
Dwight Henry



Outside Linebacker
Morris Foreman



Defensive Back
Daren Hart

Defensive Tackle
Lorenzo West

Running Back
Junior Smith

Quarterback
Marcus Crandell

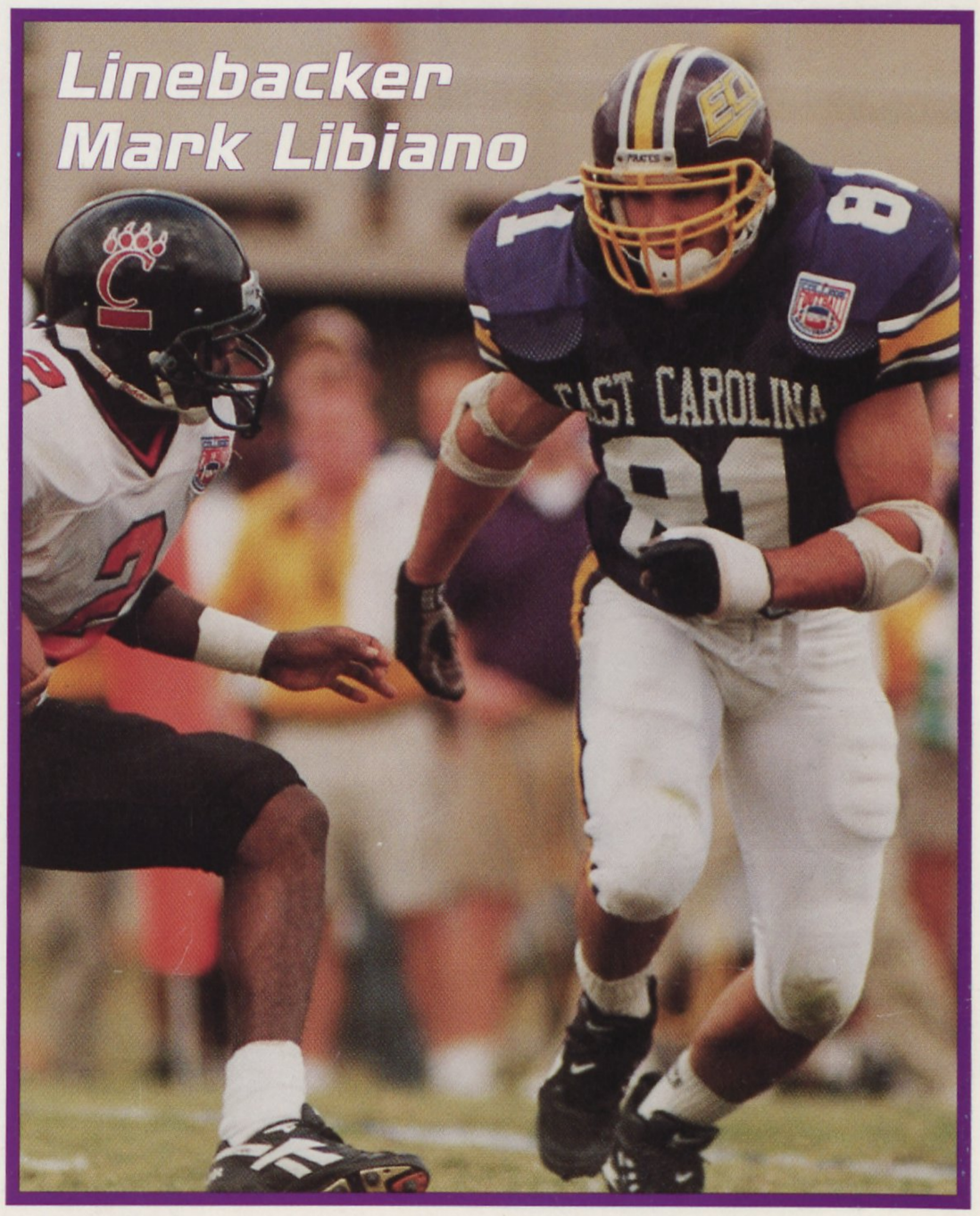

Linebacker
Mark Libiano

98-243A